

Rugged & Compact

AC FLEXIBLE CURRENT SENSOR (option)

φ130 mm (5.12")
4200 A AC

Use with an AC Clamp Meter to measure large wires and currents.

Attachment

(Included with AC Flexible Current Sensor)



Tip is fixed in an L-shape for easy manipulation in confined spaces

AC CLAMP METER

φ33 mm (1.30")
1000 A AC



Pocket size



-25°C to 65°C

Broad operating temperature range



Testers are built tough to withstand a 1-meter drop onto a concrete floor

Mechanically robust design



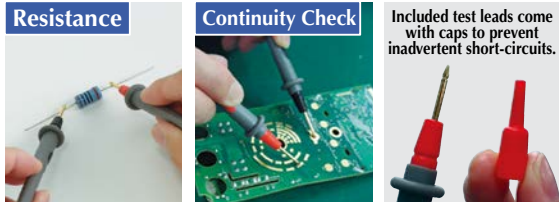


*AC Flexible Current Sensor optional. Also available as part of a value-priced set.



Measurement functions



Essential equipment for professional electricians: Measure current and voltage with a single instrument



Specifications

Basic accuracy figures for measurement ranges are indicated in parentheses.
Accuracy guaranteed for 1 year, Post-adjustment accuracy guaranteed for 1 year, Product warranty period is 3 years.

AC measurement method	MEAN value
Core jaw diameter	φ33 mm (1.30"), jaw thickness: 9.5 mm (0.37")
Max. rated voltage to earth	Jaw : CAT IV 300 V, CAT III 600 V Voltage measurement terminal : CAT III 300 V, CAT II 600 V
AC Current	42.00 A / 420.0 A / 1000 A (±1.5% rdg.±5 dgt.)
Frequency characteristics	50 to 60 Hz
AC Voltage	4.200 V to 600 V, 4 ranges (±1.8% rdg.±7 dgt.)
Frequency characteristics	45 Hz to 500 Hz
DC Voltage	420.0 mV to 600 V, 5 ranges (±1.0% rdg.±3 dgt.)
Resistance	420.0 Ω to 42.00 MΩ, 6 ranges (±2.0% rdg.±4 dgt.)
Continuity Check	420.0 Ω (±2.0% rdg.±4 dgt.) Threshold of buzzer sound 50 Ω±40 Ω or less
Display refresh rate	400 ms
Operating temperature and humidity	-25°C to 65°C (-13°F to 149°F), 80% RH or less (no condensation)

Storage temperature and humidity	-25°C to 65°C (-13°F to 149°F), 80% RH or less (no condensation)
Drop-proof distance	1 m onto concrete
Standards	Safety : EN 61010, EMC : EN 61326
Functions	Data hold, Auto power-saving function
Power supply	Coin type lithium battery CR2032×1
Continuous use	120 hours
Dimensions and mass	57W×175H×16D mm (2.24"W × 6.89"H × 0.63"D), 100 g (3.5 oz.)

AC FLEXIBLE CURRENT SENSOR CT6280 specifications

Core jaw diameter	φ130 mm (5.12") (Cable cross-section diameter: 5 mm (0.20"), tip cap diameter: 7 mm (0.28"))
AC Current	420.0 A / 4200 A (±3.0% rdg.±5 dgt.)
Cable length	800 mm (31.5")

Lineup

Model	AC CLAMP METER 3280-10F	AC CLAMP METER SET 3280-70F
AC measurement method	MEAN value	MEAN value
Order code	3280-10F	3280-70F
Includes	3280-10F CARRYING CASE 9398 TEST LEAD L9208 Coin type lithium battery CR2032 Instruction Manual	3280-10F AC FLEXIBLE CURRENT SENSOR CT6280 CARRYING CASE C0205 TEST LEAD L9208 Coin type lithium battery CR2032 Instruction Manual
Image		

Options

- TEST LEAD L9208
- CARRYING CASE 9398
- AC FLEXIBLE CURRENT SENSOR CT6280 (optional, includes C0205 and attachment)
- CARRYING CASE C0205 (optional, for storing the CT6280, L9208 and main body)
- TEST LEADS HOLDER 9209 (optional, one end of each test lead is fixed to rear of case.)
- CONTACT PIN SET L4933* (optional)
- SMALL ALLIGATOR CLIP SET L4934* (optional)



*Probe tips can be used on TEST LEAD L9208.

About AC measurement

There are two methods for converting current into RMS values: the **mean method (mean rectification RMS value indication)** and the **true RMS method (true RMS value indication)**.

MEAN method (MEAN value)

The input waveform is treated as an undistorted sine wave (single frequency only). The AC signal mean is calculated, converted to an RMS value, and displayed. The measurement error increases when the waveform is distorted.

Ideal for distorted current signals
The legacy 3280-20F has been redesigned to deliver easier clamping

NEW AC CLAMP METER CM3289

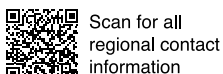
- Measure even harmonic waveform components using the **True RMS method**
- A new sensor profile yields outstanding ease of use
- Connect the CT6280 flexible sensor to measure up to 4199 A in thick or paired wires



Note: Company names and product names appearing in this brochure are trademarks or registered trademarks of various companies.

HIOKI
HIOKI E. E. CORPORATION

HEADQUARTERS
81 Koizumi,
Ueda, Nagano 386-1192 Japan
<https://www.hioki.com/>



Scan for all regional contact information

DISTRIBUTED BY

