



YILMAZ - KR

گیارکس



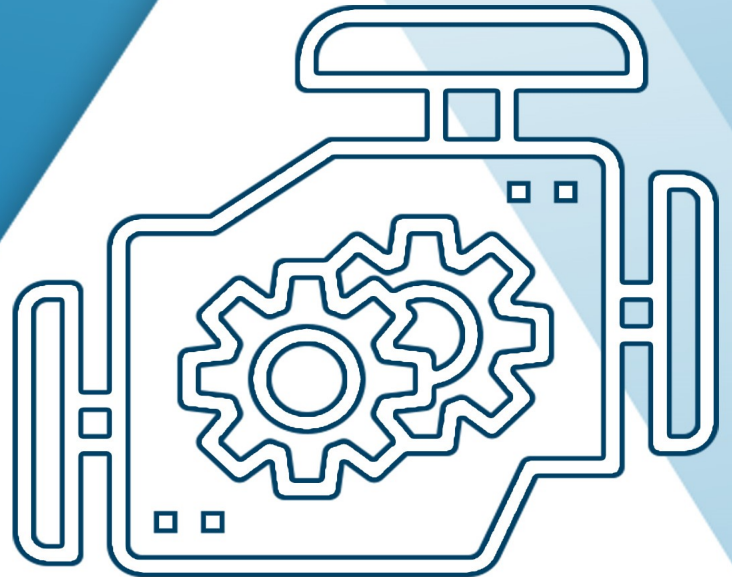
kalasanati.com



[@kalasanati.ir](https://www.instagram.com/kalasanati.ir)



[+982188544230](tel:+982188544230)




Catalog 2021

GEARBOX

www.kalasanati.com




Kalasanati.com
Training, Selecting, Purchasing



Gearbox

Kalasanati.com



Genel Bilgiler General Information Einführung



Kalasanati.com

Tip Tanımlaması / Unit Designation / Typenbezeichnung

K R 3 7 3 . 02 R - 3 E90S / 4C - L05

Fren / Brake / Bremse

| | | |
|--|-----------|------------|
| L-220V Fanlı / With Fan / Mit Lüfter | 00- 5 Nm | 10- 100 Nm |
| P-24V Fanlı / With Fan / Mit Lüfter | 01- 10 Nm | 20- 200 Nm |
| S-220 V Fansız / Without Fan / Ohne Lüfter | 02- 25 Nm | 30- 300 Nm |
| Z-24 V Fansız / Without Fan / Ohne Lüfter | 04- 40 Nm | 40- 400 Nm |
| | 05- 50 Nm | 50- 500 Nm |

Kutup sayısı / Number of Poles / Anzahl der Polen

Motor Büyüklüğü / Motor Size / Motorbaugröße

KV Tipleri için / For KV types / Für Typen KV

E90 S / 4

Kutup Sayısı / Pole Number /
Anzahl der polen

Gövde uzunluğu / Frame Length /
Gehäuselänge

Motor büyüklüğü / Motor size /
Motorbaugröße

Motor tipi / Motor type /
Motortyp

Motor verim sınıfı / Motor efficiency class / Motor-Effizienzklasse

KN tipleri için / For KN Types / Für Typen KN

A06 : 63 B5 A10 : 100 B5 A20 : 200 B5

B06 : 63 B14 B10 : 100 B14 A22 : 225 B5

A07 : 71 B5 A11 : 112 B5 A25 : 250 B5

A08 : 80 B5 A13 : 132 B5 A31 : 315 B5

B08 : 80 B14 B13 : 132 B14

A09 : 90 B5 A16 : 160 B5

B09 : 90 B14 A18 : 180 B5

Çıkış Mil - Flanş Yönü / Output Shaft - Flange Position / Ausgangswelle - Seite von dem Flansch

Çıkış Özelliği / Output Specification / Eigenschaft der Ausgang

00 :Standart delik milli / Hollow output shaft / Standarte Ausführung mit Hohlwelle

01 :Mil Çıkışlı / Solid output shaft / Vollwelle

02 :Flanşlı ve mil çıkışlı / Solid output shaft and with Flange / Mit Flansch und Abtriebsvollwelle

03 :Flanşlı ve delik milli çıkışlı / Flanged and hollow output shaft / Mit Flansch und Hohlaustragschwelle

04 :Çift çıkış milli / With double output shaft / Mit doppelter Abtriebswelle

05 :Çift flanşlı ve çift çıkış milli / Double flanged and double output shaft / Mit doppeltem Flansch und doppelter Abtriebswelle

08 :Çift flanşlı delik milli /Double flanged and hollow output shaft / Mit doppeltem Flansch und Aufsteckwelle

0S :Sıkma Bilezikli / Shrink disk output / Schrumpfscheibe

0E :Ekstruder Çıkışlı / Extruder output / Extruder-Ausgang

Kademe Sayısı / Stage / Anzahl der Stufen

2 kademe / 2 Stages / 2 Stufig

3 kademe / 3 Stages / 3 Stufig

4 kademe / 4 Stages / 4 Stufig

5 kademe / 5 Stages / 5 Stufig

6 kademe / 6 Stages / 6 Stufig

Revizyon Numarası / Revision Number / Änderungsnummer

Gövde Büyüklük / Housing Size / Größe von Gehäuse

0...8

Giriş Tipi / Input Type / Eingangstyp

R :Motorlu / With Motor / Mit Motor


N :Motorsuz ve IEC B5/B14 Flanş girişli / IEC B5 / B14 Flanged without Motor / Ohne Motor und mit IEC B5/B14 Eingangsflanşch

V :Motorlu ve IEC B5/B14 Flanş girişli / IEC B5 / B14 Flanged with Motor / Mit Motor und IEC B5/B14 Eingangsflanşch

T :Motorsuz / Without Motor / Eingang mit Vollwelle ohne Motor

Redüktör Tipi / Gearbox Type / Getriebe

K Serisi / K Serie / K Serie



Genel Bilgiler

General Information


Einführung



Kalasanati.com

Tip Tanımlaması / Unit Designation / Typenbezeichnung

| | |
|----------|--|
| KR..00.. | Konik-Helisel tip redüktörler, motor bağlantılı, delik milli çıkış / Bevel-Helical type geared motors , Direct coupled motor, Hollow shaft output / Kegelradgetriebe, Verbunden mit Motor, Ausgang mit Hohlwelle. |
| KR..01.. | Konik-Helisel tip redüktörler, motor bağlantılı, milli çıkış / Bevel-Helical type geared motors, Direct motor coupled, solid output shaft / Kegelradgetriebe, Verbunden mit Motor, Ausgang mit Vollwelle. |
| KR..02.. | Konik-Helisel tip redüktörler, motor bağlantılı, mil ve flanş çıkışlı / Bevel-Helical type geared motors, Direct motor coupled, Solid output shaft and output flange / Kegelradgetriebe, Verbunden mit Motor, Ausgang mit Vollwelle und Flansch. |
| KR..03.. | Konik-Helisel tip redüktörler, motor bağlantılı delik milli ve flanş çıkışlı / Bevel-Helical type geared motors, Direct motor coupled, Hollow output shaft and output flange / Kegelradgetriebe, Verbunden mit Motor, Ausgang mit Hohlwelle und Flansch. |
| KR..04.. | Konik-Helisel tip redüktörler, motor bağlantılı, çift çıkış milli / Bevel-Helical type gerboxes, Direct motor coupled, double output shaft, / Kegelradgetriebe, Verbunden mit Motor, mit doppelter Ausgangswelle |
| KR..05.. | Konik-Helisel tip redüktörler, motor bağlantılı çift milli ve çift flanş çıkışlı / Bevel-Helical type geared motors, Direct motor coupled, double hollow output shaft and double flange output. / Kegelradgetriebe, Verbunden mit Motor, Ausgang mit Hohlwelle und Flansch. |
| KR..08.. | Konik-Helisel tip redüktörler, motor bağlantılı delik milli ve çift flanş çıkışlı / Bevel-Helical type geared motors, Direct motor coupled, double hollow output shaft and double flange output. / Kegelradgetriebe, Verbunden mit Motor, Ausgang mit Hohlwelle und Flansch. |
| KR..0S.. | Konik-Helisel tip redüktörler, motor bağlantılı, sıkma bilezik çıkışlı / Bevel-Helical type geared motors Direct motor coupled , Shrink disk output / Kegelradgetriebe, Verbunden mit Motor, Ausgang mit Schrumpfscheibe |
| KR..0E.. | Konik-Helisel tip motorlu redüktörler, motor bağlantılı, ekstruder çıkışlı / Bevel-Helical type geared motors Direct motor coupled , extruder output / Kegelradgetriebe, Verbunden mit Motor, Ausgang mit Extruder |
| KN..00.. | Konik-Helisel tip redüktörler, IEC B5/B14 flanşlı motorsuz , delik milli çıkış / Bevel-Helical type gearboxes, IEC B5/B14 flanged input without motor, hollow output shaft / Kegelradgetriebe, ohne Motor mit IEC B5/B14 Flansch , Ausgang mit Hohlwelle. |
| KN..01.. | Konik-Helisel tip redüktörler, IEC B5/B14 flanşlı motorsuz , mil çıkışlı / Bevel-Helical type gearboxes, IEC B5/B14 flanged input without motor, Solid output shaft / Kegelradgetriebe, ohne Motor mit IEC B5/B14 Flansch, Ausgang mit Vollwelle. |
| KN..02.. | Konik-Helisel tip redüktörler, IEC B5/B14 flanşlı motorsuz, mil ve flanş çıkışlı / Bevel-Helical type gearboxes, IEC B5/B14 flanged input without motor, Solid output shaft and output flange / Kegelradgetriebe, ohne Motor mit IEC B5/B14 Flansch, Ausgang mit Vollwelle und Flansch. |
| KN..03.. | Konik-Helisel redüktörler, IEC B5/B14 flanşlı motorsuz, delik milli ve flanş çıkışlı / Bevel-Helical type gearboxes, IEC B5/B14 flanged input without motor, Hollow output shaft and output flange / Kegelradgetriebe, ohne Motor mit IEC B5/B14, Ausgang mit Hohlwelle und Flansch. |
| KN..04.. | Konik-Helisel tip redüktörler, IEC B5/B14 flanşlı motorsuz, çift çıkış milli / Bevel-Helical type gerboxes, IEC B5/B14 flanged without motor, double output shaft, Kegelradgetriebe, ohne Motor mit IEC B5/B14, mit doppelter Ausgangswelle |
| KN..05.. | Konik-Helisel tip redüktörler, IEC B5/B14 flanşlı motorsuz ,çift milli ve çift flanş çıkışlı / Bevel-Helical type geared motors, IEC B5/B14 flanged input without motor, double hollow output shaft and flange output. / Kegelradgetriebemotor, Verbunden mit Motor, Ausgang mit Hohlwelle und Flansch. |
| KN..08.. | Konik-Helisel tip redüktörler, IEC B5/B14 flanşlı motorsuz ,delik milli ve çift flanş çıkışlı / Bevel-Helical type geared motors, IEC B5/B14 flanged input without motor ,double hollow output shaft and double flange output. / Kegelradgetriebemotor, Verbunden mit Motor, Ausgang mit Hohlwelle und Flansch. |
| KN..0S.. | Konik-helisel tip helisel redüktörler, IEC B5/B14 flanşlı motorsuz, sıkma bilezik çıkışlı / Bevel-Helical type geared motors IEC B5/B14 flanged without motor, Shrink disk Output / Kegelradgetriebemotor, ohne Motor mit IEC B5/B14, Ausgang mit Schrumpfscheibe |
| KN..0E.. | Konik-helisel tip helisel redüktörler, IEC B5/B14 flanşlı motorsuz, ekstruder çıkışlı / Bevel-Helical type geared motors IEC B5/B14 flanged without motor, extruder output / Kegelradgetriebemotor, ohne Motor mit IEC B5/B14, Ausgang mit Extruder. |
| KV..00.. | Konik-Helisel tip helisel redüktörler, IEC B5/B14 flanşlı, motorlu, delik milli çıkış / Bevel-helical type gearboxes, IEC B5/B14 flanged input with coupled motor, hollow output shaft / Kegelradgetriebe, Verbunden mit IEC B5/B14 Motorverbindung, Ausgang mit Hohlwelle. |
| KV..01.. | Konik-Helisel tip helisel redüktörler, IEC B5/B14 flanşlı, motorlu, mil çıkışlı / Bevel-helical type gearboxes, IEC B5/B14 flanged input with coupled motor, solid output shaft / Kegelradgetriebe, Verbunden mit IEC B5/B14 Motorverbindung, Ausgang mit Vollwelle. |
| KV..02.. | Konik-Helisel tip helisel redüktörler, IEC B5/B14 flanşlı, motorlu, mil ve flanş çıkışlı / Bevel-helical type gearboxes, IEC B5/B14 flanged input with coupled motor, with solid output shaft and output flange / Kegelradgetriebe, Verbunden mit IEC B5/B14 Motorverbindung, Ausgang mit Vollwelle und Flansch. |
| KV..03.. | Konik-Helisel tip helisel redüktörler, IEC B5/B14 flanşlı, motorlu, delik milli ve flanş çıkışlı / Bevel-helical type gearboxes, IEC B5/B14 flanged input with coupled motor, Hollow output shaft and output flange / Kegelradgetriebe, Verbunden mit IEC B5/B14 Motorverbindung, Ausgang mit Hohlwelle und Flansch. |
| KV..04.. | Konik-Helisel tip redüktörler, motor bağlantılı, çift çıkış milli / Bevel-Helical type gerboxes, IEC B5/B14 flanged input with coupled motor, double output shaft, / Kegelradgetriebe, Verbunden mit IEC B5/B14 Motorverbindung, mit doppelter Ausgangswelle |
| KV..05.. | Konik-Helisel tip helisel redüktörler, IEC B5/B14 flanşlı, motorlu, çift milli ve çift flanş çıkışlı / Bevel-helical type gearboxes, IEC B5/B14 flanged input with coupled motor, double output shaft and double output flange / Kegelradgetriebe, Verbunden mit IEC B5/B14 Motorverbindung, Ausgang mit Hohlwelle und Flansch. |
| KV..08.. | Konik-Helisel tip redüktörler, IEC B5/B14 flanşlı, motorlu, delik milli ve çift flanş çıkışlı / Bevel-Helical type geared motors, IEC B5/B14 flanged input with direct coupled motor, double hollow output shaft and double flange output. / Kegelradgetriebemotor, Verbunden mit Motor, Ausgang mit Hohlwelle und Flansch. |
| KV..0S.. | Konik-Helisel tip redüktörler, IEC B5/B14 flanşlı motorlu, sıkma bilezik çıkışlı / Bevel-Helical geared motors IEC B5/B14 flanged with direct coupled motor, Shrink disk output / Kegelradgetriebemotor, Verbunden mit IEC B5/B14 Motorverbindung, Ausgang mit Schrumpfscheibe |
| KV..0E.. | Konik-Helisel tip helisel redüktörler, IEC B5/B14 flanşlı motorlu, ekstruder çıkışlı / Bevel-Helical geared motors IEC B5/B14 flanged with direct coupled motor, Extruder Output / Kegelradgetriebemotor, Verbunden mit IEC B5/B14 Motorverbindung, Ausgang mit ekstruder. |
| KT..00.. | Konik-Helisel tip helisel redüktörler, motorsuz ve mil girişli, delik milli çıkış / Bevel-Helical geared unit, Solid shaft input without motor, Hollow output shaft / Kegelradgetriebe, Eingang mit Vollwelle ohne Motor, Ausgang mit Hohlwelle. |
| KT..01.. | Konik-Helisel tip helisel redüktörler, motorsuz ve mil girişli, mil çıkışlı / Bevel-Helical geared units, Solid shaft input without motor, Solid output shaft / Kegelradgetriebe, Eingang mit Vollwelle ohne Motor, Ausgang mit Vollwelle. |
| KT..02.. | Konik-Helisel tip helisel redüktörler, motorsuz ve mil girişli, mil ve flanş çıkışlı / Bevel-Helical gear units, Solid shaft input without motor, Solid output shaft and flange output / Kegelradgetriebe, Eingang mit Vollwelle ohne Motor, Ausgang mit Vollwelle und Flansch. |
| KT..03.. | Konik-Helisel tip helisel redüktörler, motorsuz ve mil girişli, delik milli ve flanş çıkışlı / Bevel-Helical gear units, solid shaft input without motor, Hollow output shaft and output flange / Kegelradgetriebe, Eingang mit Vollwelle ohne Motor, Ausgang mit Hohlwelle und Flansch. |
| KT..04.. | Konik-Helisel tip redüktörler, motor bağlantılı, çift çıkış milli / Bevel-Helical type gerboxes, solid input shaft, double output shaft, Kegelradgetriebe, Eingang mit Vollwelle, mit doppelter Ausgangswelle |
| KT..05.. | Konik-Helisel tip helisel redüktörler, IEC B5/B14 flanşlı, motorsuz, çift milli ve çift flanş çıkışlı / Bevel-helical type gearboxes, IEC B5/B14 flanged input without motor, double output shaft and double output flange / Kegelradgetriebe, Verbunden mit IEC B5/B14 Motorverbindung, Ausgang mit Hohlwelle und Flansch. |
| KT..08.. | Konik-Helisel tip redüktörler, IEC B5/B14 flanşlı, motorlu, delik milli ve çift flanş çıkışlı / Bevel-Helical type geared motors, IEC B5/B14 flanged input with without motor, double hollow output shaft and double flange output. / Kegelradgetriebemotor, Verbunden mit Motor, Ausgang mit Hohlwelle und Flansch. |
| KT..0S.. | Konik-Helisel tip helisel redüktörler, motorsuz, sıkma bilezik çıkışlı / Bevel-Helical gear motors, Solid shaft input without motor, Shrink Disk Output / Kegelradgetriebe, ohne Motor, Ausgang mit Schrumpfscheibe |
| KT..0E.. | Konik-Helisel tip helisel redüktörler, motorsuz, ekstruder çıkışlı / Bevel-Helical gear motors, Solid shaft input without motor, Extruder Output / Kegelradgetriebe, ohne Motor, Ausgang mit Extruder. |



Genel Bilgiler

General Information


Einführung



Kalasanati.com

Tip Tanımlaması / Unit Designation / Typenbezeichnungen

| | | | | | | | |
|---------|--|---------|--|---------|--|---------|--|
| KR..00 | | KT..00 | | KV..00 | | KN..00 | |
| KR..01R | | KT..01R | | KV..01R | | KN..01R | |
| KR..01L | | KT..01L | | KV..01L | | KN..01L | |
| KR..02R | | KT..02R | | KV..02R | | KN..02R | |
| KR..02L | | KT..02L | | KV..02L | | KN..02L | |
| KR..03R | | KT..03R | | KV..03R | | KN..03R | |
| KR..03L | | KT..03L | | KV..03L | | KN..03L | |
| KR..04 | | KT..04 | | KV..04 | | KN..04 | |
| KR..05 | | KT..05 | | KV..05 | | KN..05 | |
| KR..08 | | KT..08 | | KV..08 | | KN..08 | |



Genel Bilgiler

General Information

Einführung

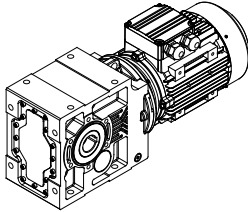


Kalasanati.com

| | | | |
|--------------------|--------------------|--------------------|--------------------|
| KR..0SR | KT..0SR | KV..0SR | KN..0SR |
| KR..0SL | KT..0SL | KV..0SL | KN..0SL |
| KR..0ER | KT..0ER | KV..0ER | KN..0ER |
| KR..0EL | KT..0EL | KV..0EL | KN..0EL |

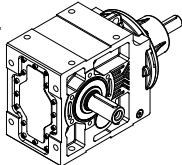
Örnek Tip Tanımlamaları

KR273.00-3E90S/4-L05



K.....: K serisi redüktör
R.....: Motor bağlantılı
2.....: Gövde büyüklük
7.....: Revizyon numarası
3.....: Kademe sayısı
00.....: Delik mil çıkışlı
3.....: Verim Sınıfı IE3
E.....: Motor tipi
90S/4.....: Motor büyüklüğü
L05.....: Fren Tipi

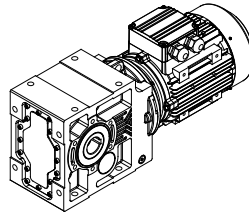
KT373.01L



K.....: K serisi redüktör
T.....: Motorsuz giriş mili
3.....: Gövde büyüklüğü
7.....: Revizyon numarası
3.....: Kademe sayısı
01.....: Mil çıkışlı
L.....: Sol mil çıkışlı
R.....: Sağ mil çıkışlı

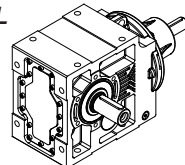
Sample Designations

KR273.00-3E90S/4-L05



K.....: K serie of gearbox
R.....: Direct motor coupled
2.....: Gear unit size
7.....: Revision number
3.....: Stage number
00.....: Hollow shaft output
3.....: Efficiency class IE3
E.....: Motor type
90S/4.....: Motor frame size
L05.....: Brake type

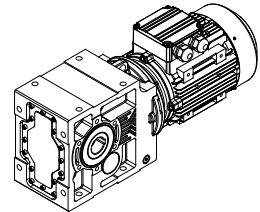
KT373.01L



K.....: K series of gearbox
T.....: Solid input shaft
3.....: Gear unit size
7.....: Revision number
3.....: Stage number
01.....: Solid output shaft
L.....: Left side output shaft
R.....: Right side output shaft

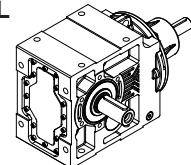
Typenbezeichnungsbeispiele

KR273.00-3E90S/4-L05




K.....: K Serie Getriebe
R.....: Motorverbindung
2.....: Größe von Gehäuse
7.....: Änderungsnummer
3.....: Stufenanzahl (2 stufig)
00.....: Hohlansgangswelle
3.....: Effizienzklasse IE3
E.....: Motortyp
90S/4.....: Motorbaugröße
L05.....: Bremse

KT373.01L



K.....: K Serie Getriebe
T.....: Vollwelleneingang ohne Motor
3.....: Größe der Gehäuse
7.....: Änderungsnummer
3.....: Stufenanzahl
01.....: Vollwelle
L.....: Ausgangswelle-links
R.....: Ausgangswelle-rechts



Genel Bilgiler

General Information

Einführung



Motor Büyüklüğüne Göre Geometrik Mümkün Çevrim Oranları


Geometrically Possible Combinations of Ratios According to Motor Size

Geometrisch mögliche Kombinationen von Übersetzungen nach Motorbaugröße

Kalasanati.com

Motor Büyüklüğü / Motor Size / Motorbaugröße

| Tip Type Typ | Kademe Stages Stufen | 63 | 71 | 80 | 90 | 100 | 112 | 132 |
|--------------------|----------------------------|---|---|---|---|-----------------------------|-----------------------------|--|
| KR002.. | 2 | 7,46-19,88 | 7,46-19,88 | 7,46-19,88 | 7,46-13,26 | - | - | - |
| KR003.. | 3 | 23,79-120,91 | 23,79-120,91 | 23,79-29,95 45,41-57,16 | 23,79-29,95 45,41-57,15 | - | - | - |
| KR102.. | 2 | 6,28-25,50 | 6,28-25,50 | 6,28-25,50 | 6,28-17,30 | - | - | - |
| KR103.. | 3 | 20,03-129,27 | 20,03-129,27 | 20,03-76,13 116,34-129,27 | 20,03-76,13 | - | - | - |
| KR202.. | 2 | 6,38-23,79 | 6,38-23,79 | 6,38-23,79 | 6,38-23,79 | 6,38-15,26 | 6,38-10,57 | - |
| KR203.. | 3 | 26,31-138,53 | 26,31-138,53 | 26,31-119,62 | 26,31-119,62 | 26,31-104,49 | 26,31-72,37 | - |
| KR273.. | 3 | 6,94-113,65 | 6,94-113,65 | 6,94-83,48 | 6,94-83,48 | 6,94-72,92 | 6,94-50,51 | - |
| KR275.. | 5 | 54,40-719,79 | 54,40-719,79 | 54,40-719,79 | 54,40-719,79 | - | - | - |
| KR276.. | 6 | 735,5-1759,48 | 735,5-1759,48 | 735,5-1759,48 | 735,5-1759,48 | - | - | - |
| KR283.. | 3 | 6,70-10,16; 14,12-21,42; 32,35-143,00 | 6,70-10,16; 14,12-21,42; 32,35-143,00 | 6,70-10,16; 14,12-21,42; 32,35-106,33 | 6,70-10,16; 14,12-21,42; 32,35-106,33 | 4,92-93,50 | 4,92-66,00 | 4,92-49,08 |
| KR284.. | 4 | 122,22-353,22 | 122,22-353,22 | 122,22-353,22 | 122,22-353,22 | - | - | - |
| KR285.. | 5 | 300,42-1052,64 | 300,42-1052,64 | 300,42-1052,64 | 300,42-1052,64 | - | - | - |
| KR286.. | 6 | 820,35-3333,36 | 820,35-3333,36 | 820,35-3333,36 | 820,35-3333,36 | - | - | - |
| KR373.. | 3 | - | 7,73-9,97 14,44-21,90 33,65-148,75 | 7,73-9,97 14,44-21,90 33,65-110,61 | 7,73-9,97 14,44-21,90 33,65-110,61 | 5,68-97,26 | 5,68-68,65 | 5,68-51,05 |
| KR374.. | 4 | 127,14-367,43 | 127,14-367,43 | 127,14-367,43 | 127,14-367,43 | - | - | - |
| KR375.. | 5 | 312,5-1094,97 | 312,5-1094,97 | 312,5-1094,97 | 312,5-1094,97 | - | - | - |
| KR376.. | 6 | 853,34-3467,39 | 853,34-3467,39 | 853,34-3467,39 | 853,34-3467,39 | - | - | - |
| KR473.. | 3 | - | - | 23,76-30,11 60,63-153,47 | 23,76-30,11 60,63-153,47 | 7,48-110,95 | 6,21-97,79 | 6,21-76,83 |
| KR474.. | 4 | - | 160,79-472,63 | 160,79-472,63 | 160,79-472,63 | 160,75-207,41 | 160,79-181,88 | - |
| KR475.. | 5 | 509,34-1767,9 | 509,34-1767,9 | 509,34-1767,9 | 509,34-1767,9 | 509,34-1142,99 | 509,34-844,06 | - |
| KR476.. | 6 | 2183,54-5226,85 | 2183,54-5226,85 | 2183,54-5226,85 | 2183,54-5226,85 | 2183,54-3602,83 | 2183,54-3379,28 | - |
| KR573.. | 3 | - | - | - | - | 20,24-25,78 44,73-125,51 | 20,24-25,78 38,16-109,86 | 6,91-97,19 |
| KR574.. | 4 | - | 117,96-469,74 | 117,96-469,74 | 117,96-469,74 | 117,96-328,56 | 117,96-158,64 246,42 | 117,96 |
| KR575.. | 5 | 507,09-2236,28 | 507,09-2236,28 | 507,09-2236,28 | 507,09-2236,28 | - | - | - |
| KR576.. | 6 | 2328,84-6611,61 | 2328,84-6611,61 | 2328,84-6611,61 | 2328,84-6611,61 | - | - | - |
| KR673.. | 3 | - | - | - | - | 80,38-128,24 | 80,38-128,24 | 8,31-14,49 18,74-128,24 |
| KR674.. | 4 | - | - | 123,38-363,81 | 123,38-363,81 | 123,38-363,81 | 123,38-321,51 | 123,38 |
| KR675.. | 5 | - | 531,08-1875,03 | 531,08-1875,03 | 531,08-1875,03 | 423,90-1875,03 | 423,90-809,27 | 423,90-724,08 |
| KR676.. | 6 | - | 1884,33-12680,66 | 1884,33-12680,66 | 1884,33-12680,66 | 1884,33-5445,72 | 1884,33-3844,04 | 1884,33-2858,39 |
| KR773.. | 3 | - | - | - | - | - | - | 11,44-12,89 23,52-26,52 45,36-111,63 |
| KR774.. | 4 | - | - | 127,11-396,00 | 127,11-396,00 | 127,11-396,00 | 127,11-396,00 | 127,11-311,14 |
| KR775.. | 5 | - | 547,17-2066,04 | 547,17-2066,04 | 547,17-2066,04 | 436,74-2066,04 | 436,74-833,78 | 436,74-655,11 |
| KR776.. | 6 | - | 1941,39-15618,73 | 1941,39-15618,73 | 1941,39-15618,73 | 1941,39-5610,63 | 1941,39-3960,44 | 1941,39-2944,95 |
| KR873.. | 3 | - | - | - | - | - | - | - |
| KR874.. | 4 | - | - | - | - | 86,63-438,70 | 86,63-383,99 | 86,63-339,7 |
| KR875.. | 5 | - | 463,83-1891,08 | 463,83-1891,08 | 463,83-1891,08 | 463,83-1891,08 | 463,83-1671,18 | 463,83-1313,07 |
| KR876.. | 6 | - | 2074,42-12789,19 | 2074,42-12789,19 | 2074,42-12789,19 | 2074,42-11245,67 | 2074,42-7938,12 | 2074,42-5902,70 |



Genel Bilgiler

General Information

Einführung




Kalasanati.com

Motor Büyüklüğüne Göre Geometrik Mümkün Çevrim Oranları

Geometrically Possible Combinations of Ratios According to Motor Size
Geometrisch mögliche Kombinationen von Übersetzungen nach Motorbaugröße

Motor Büyüklüğü / Motor Size / Motorbaugröße

| Tip Type Typ | Kademe Stages Stufen | 160 | 180 | 200 | 225 | 250 | 280 |
|--------------------|----------------------------|--|--|---------------------------|---|------------|------------|
| KR002.. | 2 | - | - | - | - | - | - |
| KR003.. | 3 | - | - | - | - | - | - |
| KR102.. | 2 | - | - | - | - | - | - |
| KR103.. | 3 | - | - | - | - | - | - |
| KR202.. | 2 | - | - | - | - | - | - |
| KR203.. | 3 | - | - | - | - | - | - |
| KR273.. | 3 | - | - | - | - | - | - |
| KR275.. | 5 | - | - | - | - | - | - |
| KR276.. | 6 | - | - | - | - | - | - |
| KR283.. | 3 | 4,92-5,74; 10,37-12,10; 23,76-27,74 | 4,92-5,74; 10,37-12,10; 23,76-27,74 | - | - | - | - |
| KR284.. | 4 | - | - | - | - | - | - |
| KR285.. | 5 | - | - | - | - | - | - |
| KR286.. | 6 | - | - | - | - | - | - |
| KR373.. | 3 | - | - | - | - | - | - |
| KR374.. | 4 | - | - | - | - | - | - |
| KR375.. | 5 | - | - | - | - | - | - |
| KR376.. | 6 | - | - | - | - | - | - |
| KR473.. | 3 | 6,21-23,19 ; 25,15 39,11-59,19 ; 64,17 | 6,21-20,07 39,11-51,22 | - | - | - | - |
| KR474.. | 4 | - | - | - | - | - | - |
| KR475.. | 5 | - | - | - | - | - | - |
| KR476.. | 6 | - | - | - | - | - | - |
| KR573.. | 3 | 6,91-82,14 | 6,91-67,37 | 6,91-18,80 30,25-35,34 | - | - | - |
| KR574.. | 4 | - | - | - | - | - | - |
| KR575.. | 5 | - | - | - | - | - | - |
| KR576.. | 6 | - | - | - | - | - | - |
| KR673.. | 3 | 8,31-100,90 | 8,31-90,21 | 8,31-68,47 | 8,31-9,45 16,54-21,32 39,26-44,65 | - | - |
| KR674.. | 4 | - | - | - | - | - | - |
| KR675.. | 5 | 423,9-489,82 | 423,9 | - | - | - | - |
| KR676.. | 6 | - | - | - | - | - | - |
| KR773.. | 3 | 7,41-111,63 | 7,41-99,00 | 7,41-76,59 | 7,41-51,13 | 7,41-51,13 | - |
| KR774.. | 4 | - | - | - | - | - | - |
| KR775.. | 5 | - | - | - | - | - | - |
| KR776.. | 6 | - | - | - | - | - | - |
| KR873.. | 3 | 11,05-13,93 19,26-24,28 34,28-115,87 | 11,05-13,93 19,26-24,28 34,28-103,24 | 9,63-81,06 | 9,63-55,53 | 9,63-55,53 | 9,63-43,22 |
| KR874.. | 4 | 86,63-235,47 | 86,63-235,47 | - | - | - | - |
| KR875.. | 5 | - | - | - | - | - | - |
| KR876.. | 6 | - | - | - | - | - | - |



Genel Bilgiler

General Information

Einführung



Kalasanati.com

Servis Faktörü

Servis faktörü (fs) redüktörün çalıştığı şartlar ile uyumlu olması için gerekli olan emniyet katsayısıdır. "fs =1" Düzgün ve sakin yüklerde, günlük sekiz saat ve saatte yüz start çalışmayı karşılar.

Aşağıdaki etkenlere bağlıdır:

- Günlük çalışma süresi
- Yük sınıfı
- Bir saatteki start sayısı
- Redüktör tahrik tipi
- Diğer gözlemler

Bu etkenleri göz önüne aldığımızda, gerekli servis faktörünü belirlemek için:

1. Makinanın günlük çalışma süresini tespit ediniz.
2. Makinanın ne türde yükler verdiğini tespit ediniz (Sayfa 17-18).

- U - Düzgün ve sabit yükler
- M - Orta darbeli yükler
- H - Ağır darbeli yükler

Yük sınıfının daha teknik seçimi için rotora indirgenmiş toplam atalet momenti formülünden faydalanabilirsiniz (Sayfa 18).

3. Saatteki start sayısını tespit ediniz.
4. İlk üç maddeye bağlı servis faktörünü aşağıdaki tablodan seçiniz.

5. fs Redüktörümüzün tahrik tipine bağlı olarak "k" katsayısı ile çarpılarak artırılır.

- k=1 :Elektrik motoru veya hidromotor
k=1.25 :İçten yanmalı çok silindirli motor
k=1.5 :İçten yanmalı tek silindirli motor

Service Factor

Service Factor (fs) is a safety coefficient, which takes into account the different running conditions of the driven machine. "fs=1" is used for uniform loads 8 hours working per day and up to 100 starts per hour.

Service factor depends on:

- Running time
- Nature of load
- Frequency of starting
- Driver type
- Other considerations

For the right selection of the needed service factor for your machine;

1. Determine the running time of driven machine.
2. Select the nature of load of driven machine (Page 17-18).

- U - Uniform loads
- M - Moderate loads
- H - Heavy shock loads

For a better selection, the nature of load can be calculated from the formulas given (page 18).

3. Determine frequency of starting.
4. After determining the above mentioned factors, the service factor can be easily selected from the table given below.
5. The selected service factor multiplied with the factor "k" according to the driver type;

- k=1 :Electric motor or Hydrolicmotor
k=1.25 :Multicylinder internal combustion engine
k=1.5 :Single cylinder internal combustion engine

Betriebsfaktor

Der Betriebsfaktor (fs) ist ein Sicherheitsfaktor für die Getriebe, damit sie unter den Betriebsbedingungen sicher arbeiten. "fs =1" steht für gleichförmige Belastung, 8 Stunden pro Tag und bis zu 100 Schaltungen pro Stunde.

Betriebsfaktor ist abhängig von:

- Betriebsdauer
- Belastungsart
- Schalthäufigkeit
- Antriebsart
- Andere Faktoren

Um die richtigen Betriebsfaktor festzulegen;

1. Betriebsdauer der angetriebenen Maschine bestimmen.
2. Belastungsart der angetriebenen Maschine auswählen.

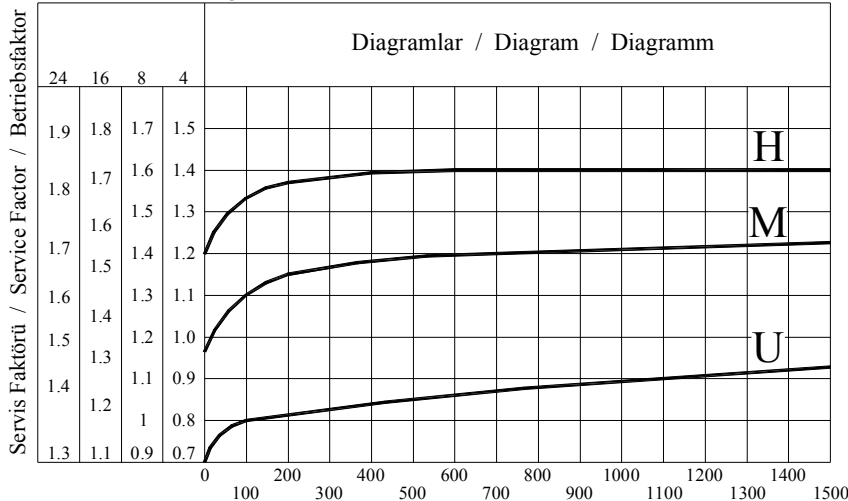
- U - Gleichförmige Belastung
- M - Ungleichförmige Belastung
- H - Stark Ungleichförmige Belastung

Um eine bessere Auswahl zu treffen, können die Belastungsarten mit den angegebenen Formeln (Seite 18) errechnet werden.


3. Schalthäufigkeit bestimmen.
4. Nach Bestimmen der oben angegebenen Werte, können die Betriebsfaktoren von der unten stehenden Tabelle entnommen werden.
5. Der ausgewählte Betriebsfaktor muß mit dem Faktor "k" abhängig von der Antriebsart multipliziert werden

- k=1 :Elektromotor oder Hydraulikmotor
k=1.25 :Vielzylindermotor
k=1.5 :Einzyldermotor

Günlük Çalışma Süresi
Operating Time hour / Day
Laufzeit Std. / Tag



Start sayısı / Saat
Cycle / Hour
Schaltungen / Std.



Genel Bilgiler

General Information

Einführung



Kalasanati.com

Yük Sınıflandırması

Krenler:

- U - Kaldırma Dişlileri
- Palanga Dişlileri
- M - Bomlu Vinç Dişlileri
- Yana Döndürme Dişlileri
- H - Yürütme Dişlileri

Pompalar:

- U - Santrifuj Pompalar (ince sıvı)
- M - Santrifuj Pompalar (yarı sıvı)
- H - Basınçlı Pompalar
- Dalgiç Pompalar

Taş ve Kil İşleme Makinaları:

- H - Çekiçli Değirmenler
- Döner Fırınlr
- Dövücü Değirmenler
- Kırıcılar
- Küreli Değirmenler
- Tuğla Presi
- Tüp Değirmenler

Tekstil Makinaları:

- M - Basma ve Boyama Makinaları
- Dokuma Tezgahları
- Hallac Makinaları
- Harman Makinaları
- Taneleme (Debegat)Tekneleri

Yağ Sanayi:

- M - Besleme Pompaları
- Döner Delme Teçizatları

Yiyecek Sanayi:

- M - Kutu Bıçaklar
- Kutu Kaplama
- Mayalama Tekneleri
- H - Kenar Açma

Çamaşır Yıkama Makinaları:

- M - Döner Kurutucular
- Yıkama Makinaları

Hadde Makinaları:

- M - Hız Ayarlı Silindirler
- Sabit Silindirler
- Sarma Makaraları
- Tel Çekme
- H - Çubuk Kesme Makinaları
- Döner Tablalar (büyük)
- Kabuk Sıyırma Makinaları
- Plaka Haddeleme
- Silindir Haddeleme
- Soğuk Haddeleme

Load Classification

Cranes:

- U - Hoist Gears
- Lifting Gears
- M - Defrocking jib Gears
- Slowing Gears
- H - Travelling Gears

Pumps:

- U - Centrifugal Pumps (light liquids)
- M - Centrifugal Pumps (semi liquid)
- H - Pressure Pumps
- Plunger Pumps

Stone and Clay Working Machines:

- H - Hammer Mills
- Rotary Kilns
- Beater Mills
- Breakers
- Ball Mills
- Brick Presses
- Tup Mills

Textile Machines:

- M - Printing and Dyeing Machines
- Looms
- Willow
- Batchers
- Tanning Vats

Oil Industry:

- M - Pipeline Pumps
- Rotary Drilling Equipment

Food Industry:

- M - Cane Knives
- Cane Crushers
- Mach Tubs
- H - Cane Mills

Laundries:

- M - Tumblers
- Washing Machines

Metal Rolling Mills:

- M - Roller Adjustment Drives
- Roller Straightened
- Winding Machines
- Wire Drawing Benches
- H - Billet Shears
- Rotary Tables (heavy)
- Descaling Machines,
- Sheet Mills
- Manipulators
- Cold Rolling Mills

Belastungsart

Krananlagen:

- U - Einziehwerke
- Hubwerke
- M - Schwenkwerke
- Wippwerke
- H - Fahrwerke

Pumpen:

- U - Kreiselpumpen (leichte Flüssigkeit)
- M - Kreiselpumpen (zahe Flüssigkeit)
- H - Prebpumpen
- Plungerpumpen

Stein- und Erdebearbeitende Maschine

- H - Hammermühlen
- Drehofen
- Schlagmühlen
- Brecher
- Kugelmühlen
- Ziegelpresen
- Rohrmühlen

Textilmaschinen:

- M - Drukerei
- Farbereimachinen
- Aufwickler
- Webstuhle
- Gerbfasser
- Reibwolfe

Erdölgewinnung:

- M - Pipeline Pumpen
- Rotative Bohranlagen

Nahrungsmittelmachinen:


- M - Rohrschneiden
- Knetmaschinen
- Maichen
- H - Rohrmühlen

Waschereimaschinen:

- M - Trommeltrockner
- Waschmaschinen

Wälzwerke:

- M - Rollenrichtmaschinen
- Walzenantriebe
- Drahtzuge
- Haspeln
- H - Blechscheren
- Rollgänge (schwer)
- Knüppelscheren
- Schöpfscheren
- Stranggubanlagen
- Kaltwälzwerke



Genel Bilgiler

General Information

Einführung



Kalasanati.com

İnşaat Makinaları:

- M - Beton Mikserleri
- Ağır Yük Asansörleri

Kağıt Makinaları:

- H - Islak Presler
- Kağıt Hamur Makinaları
- Kurutma Silindirleri
- Perdahlama Silindirleri

Kauçuk Makinaları:

- M - Kalenderler
- Mikserler
H - Extruderler
- Hamur Karma
- Silindirler

Kimya Sanayi:

- M - Agidatörler (yarı sıvı)
- Kurutma Merdaneleri
- Mikserler ve Silindirleri

Konveyörler:

- M - Bant Cepeli Konveyörler
- Çelik Bantlı Konveyörler
- Dökme Yüklü Kayışlı Konv.
H - Yük Asansörleri
- Parça Yüklü Kayışlı Konv.

Building Machines:

- M - Concrete Mixers
- Hoist

Paper Machines:

- H - Wet Presses
- Pulpers
- Drying Cylinders
- Glazing Cylinders

Rubber Machinery:

- M - Calenders
- Mixers
H - Extruders
- Pug Mills
- Rolling Mills

Chemical Ind.:

- M - Aggidators (semi- liquid)
- Drying Drums.
- Mixers and Rolling Mills

Conveyors:

- M - Band Pocket Conveyors
- Steel Belt Conveyors
- Belt Conveyors
H - Hoists
- Bulk Belt Conveyors

Baumaschinen:

- M - Betonmischermaschinen
- Bauaufzüge

Papiermaschinen:

- H - Naßpressen
- Gautschen
- Trockenzylinder
- Glattzylinder

Kunststoffmaschinen:

- M - Kalender
- Mischer
H - Extruder
- Knetwerke
- Wälzwerke

Chemische Industrie:

- M - Rührwerke (leichte Flüssig.)
- Trockentrommeln
- Mischer und Wälzwerke

Förderanlagen:

- M - Gurtaschenbecherwerke
- Stahlbandförderer
- Gurtbandförderer (Schüttgut)
H - Schrägaufzüge
- Gurtbandförderer (Stückgut)

| | | |
|---|---|--------------|
| U | Uniform Yük Uniform Loads Gleichförmige Last | $F_i < 0,25$ |
| M | Orta Darbeli Yük Moderate Loads Ungleichförmige Last | $F_i < 3$ |
| H | Darbeli Yük Heavy Shock Loads Stark Ungleichförmige Last | $F_i < 10$ |


$$J'_{ext} = \frac{J_{ext}}{i^2}$$

$$F_i = \frac{J'_{ext}}{J_{rotor}}$$

J'_{ext} : **Motor miline indirgenmiş toplam dış atalet momenti**
External moments of inertia reduced to the motor shaft
Externe Massenträgheitsmomente reduziert auf Motorwelle

i : **Tahvil oranı**
Transmission ratio
Übersetzung

J_{rotor} : **Motorun atalet momenti**
Moments of inertia to the motor
Massenträgheitsmoment



Genel Bilgiler

General Information

Einführung



Kalasanati.com

Redüktör Dönüş Yönleri

K Serisi ürünlerimiz için kullanılan yön tanımlaması aşağıdaki gibidir. Aşağıdaki tanımlama kilitli redüktörler için de geçerlidir.

Direction of Rotation

K Series direction of rotation of Yilmaz products are defined as follows. The definitions are also valid for gear units with backstop.

Getriebedrehrichtungen

Die Drehrichtungen für K Serie Getriebe sind wie folgt definiert. Die Definition ist auch bei Getrieben mit Rücklauf Sperre gültig.


| | 3-5 Kademe / 3-5 Stages / 3-5 Stufig | 2-4-6 Kademe / 2-4-6 Stages / 2-4-6 Stufig |
|---|--------------------------------------|--|
| Saat Yönünde Clockwise Rechtslauf CW | | |
| Saat Tersi Yönünde Counter Clockwise Linkslauf CCW | | |

Giriş mili dönüş yönüne göre çıkış mili dönüş yönleri aşağıdaki gibidir.

Output shaft rotation directions according to the input shaft rotation directions are as follows.

Drehrichtungen der Abtriebswelle im Abhängigkeit von der Antriebswellen sind wie folgendes;

| 3-5 kademe / 3-5 Stages / 3-5 Stufig | 2-4-6 Kademe / 2-4-6 Stages / 2-4-6 Stufig |
|--------------------------------------|--|
| | |



Genel Bilgiler

General Information

Einführung



Kalasanati.com

Radyal Yükler

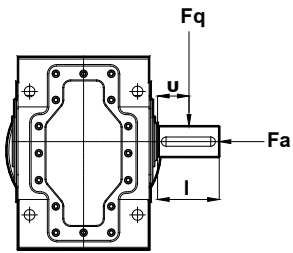
Çıkış miline gelebilecek radyal yükler yatak ömrüne göre belirlenmiş ve tablo halinde verilmiştir. Bu tabloda verilen F_{qam} güvenilir radyal yükü $f_s=1$ şartı ve yükün mil ortasını yüklediği durum için verilmiştir. Darbeli yüklerin olması durumunda daha önce verilmiş olan servis faktörü tablosundaki değerler dikkate alınmalıdır. Güvenilir aksiyal yük (F_{ama} veya F_{ame}) verilen güvenilir radyal yükün (F_{qam} veya F_{qem}) %25'i kadar alınır. Verilen radyal ve eksenel yükler kuvvetin en kötü açı şartında etki ettiği durum için verilmiştir. Mil ortasına gelen kuvvetin açısına göre daha yüksek radyal yükler mümkündür (Firmamıza danışınız). Bağlantı şekline göre oluşan radyal yük F_q sayfa 21 de verilen formüller yardımı ile hesaplanır. Redüktör seçiminde ;

$$\begin{aligned} F_{qa} &\leq F_{qam} \\ F_{qe} &\leq F_{qem} \end{aligned}$$

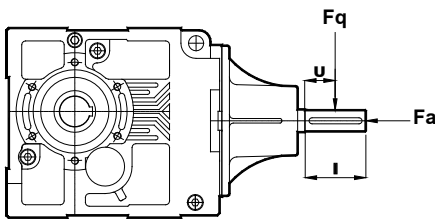
şartı göz önünde tutulmalı. Eğer etkiyen radyal kuvvet milin orta noktasında değil ise verilen güvenilir değer in aşağıda verilen formül ile düzeltilmesi gerekir.

$$\begin{aligned} F_{qam}' &= F_{qam} \frac{t}{y+u} \\ F_{qem}' &= F_{qem} \frac{t}{y+u} \end{aligned}$$

"t", "y" Değerleri aşağıda verilmiştir. "u" Değeri görüldüğü gibi kuvvetin uygulama noktasıdır.



| KR...01 | | | | | | | | | | | |
|--|---------|---------|---------|---------|---------|---------|---------|---------|---------|---------|---------|
| Çıkış mili radyal kuvvet hesabı düzeltme katsayıları | | | | | | | | | | | |
| Overhung Load correcting values on output shaft | | | | | | | | | | | |
| Querkräft auf Ausgangswelle Korrigierungszahlen | | | | | | | | | | | |
| Tip Type Typ | KR..002 | KR..102 | KR..202 | KR..273 | KR..283 | KR..373 | KR..473 | KR..573 | KR..673 | KR..773 | KR..873 |
| t | 119 | 134 | 156 | 162 | 183 | 199 | 236 | 273 | 344 | 408 | 485 |
| y | 99 | 104 | 121 | 132 | 143 | 159 | 186 | 213 | 274 | 323 | 380 |
| l | 40 | 60 | 70 | 60 | 80 | 80 | 100 | 120 | 140 | 170 | 210 |



| KT... | | | | | | | | | | | |
|--|---------|---------|---------|---------|---------|---------|---------|---------|---------|---------|---------|
| Giriş mili Radyal kuvvet hesabı düzeltme katsayıları | | | | | | | | | | | |
| Overhung load correcting values on input shaft | | | | | | | | | | | |
| Querkräft auf Eingangswelle korrigierungszahlen | | | | | | | | | | | |
| Tip Type Typ | KT..002 | KT..102 | KT..202 | KT..273 | KT..283 | KT..373 | KT..473 | KT..573 | KT..673 | KT..773 | KT..873 |
| t | 78 | 78 | 111 | 111 | 126 | 126 | 137 | 158 | 180 | 207 | 220 |
| y | 58 | 58 | 86 | 86 | 96 | 96 | 102 | 113 | 130 | 147 | 165 |
| l | 40 | 40 | 50 | 50 | 60 | 60 | 70 | 90 | 100 | 120 | 110 |

Overhung Loads

The permissible overhung loads are calculated by considering working life and is listed on the tables. The given permissible overhung loads F_{qam} are based on $f_s=1$ and are valid for forces which are applied to the midpoint of the shaft. For shock loading applications the service factor given on the table must take into consideration. The permissible axial load (F_{ama} or F_{ame}) is %25 x (F_{qam} or F_{qem}). The listed permissible overhung loads are based on the worst loading direction. Higher overhung loads can be applied for different loading directions (Please ask if requested). The effective overhung load at the gear box shaft F_q will be determined with the given formulas on page 21. In Selection ;

$$\begin{aligned} F_{qa} &\leq F_{qam} \\ F_{qe} &\leq F_{qem} \end{aligned}$$

these formulas must be taken into consideration. If the load is not applied at the midpoint of the shaft; the given permissible load must be corrected with the following formulas.

$$\begin{aligned} F_{qam}' &= F_{qam} \frac{t}{y+u} \\ F_{qem}' &= F_{qem} \frac{t}{y+u} \end{aligned}$$

The values "t", "y" can be taken from the below table. The value "u" is the length of the application point as shown below.

Querkräfte

Die in den nachfolgenden Tabellen angegebenen zulässigen Radialbelastungen F_{qam} gelten bei Kraftangriff auf die Mitte Wellenendes. Den Angaben liegt der Betriebsfaktor $f_s=1$ zu Grunde. Bei stoßartigen Belastungsfällen ist auch hier der entsprechende Betriebsfaktor zu berücksichtigen. Zulässige Axialkräfte F_{ama} oder F_{ame} können ohne weitere Nachrechnung bis zu einer Höhe von ca. 25% der zulässigen Radialbelastung F_{qam} oder F_{qem} aufgenommen werden. Bei der Ermittlung der zulässige Querkräfte sind höhere Werte möglich (Bitte Rückfragen). Die auftretende Querkräft F_q ab der Getriebewelle wird wie in der nachfolgenden Formel bestimmt.


Bei dieser Auswahl;

$$\begin{aligned} F_{qa} &\leq F_{qam} \\ F_{qe} &\leq F_{qem} \end{aligned}$$

müssen die oben agegebenen Bedingungen berücksichtigt werden. Ist der Kraftangriff nicht auf Wellenmitte, so kann die zulässige Querkräft mit Hilfe der unten stehenden Formel auf jede beliebige Stelle umgerechnet werden.

$$\begin{aligned} F_{qam}' &= F_{qam} \frac{t}{y+u} \\ F_{qem}' &= F_{qem} \frac{t}{y+u} \end{aligned}$$

Die Werte "t" und "y" sind in den nachfolgenden Tabellen angegeben. Der Wert "u" ist die Stelle des Kraftangriffs wie auf der nächsten Seite angegeben.



Genel Bilgiler

General Information

Einführung

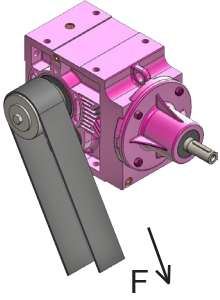


Kalasanati.com

Radyal Yüklerin Hesabı

Calc. Of Overhung Loads


Berechnung der Querkräfte



Radyal Yük F_q [N]'nin hesaplanması da, gerekli tahrik momenti M [Nm], kasnak veya dişli çapı D [mm] olmak üzere aşağıdaki formüller kullanılır.

Radial Load F_q [N] is calculated with the following equations where required moment M [Nm] and hoop or gear diameter D [mm] is used.

Der Fall der radialen Belastung F_q [N] kann mit den angegebenen Gleichungen berechnet werden. Antriebsmoment M [Nm] und Zahnrad- oder Riemenscheiben Durchmesser D [mm].



1. Elastik Kaplin


Çalışma sırasında oluşan sapmalar kaplinin güvenlik sınırları içinde ise kuvvetler ihmal edilebilir.

1. Elastic Coupling

If Elastic Coupling is working in its reliable working area, the overhung loads can be neglected.

1. Elastische Kupplung

Wenn die elastische Kupplung in ihrem zulässigen Arbeitsbereich arbeitet, können die radialen Belastungen vernachlässigt werden.



2. Düz Dişli

(20° kavrama açısı)

$$F_q = \frac{2100 \times M_2}{D}$$

2. For Spur Gear

(Pressure angle 20°)

$$F_q = \frac{2100 \times M_2}{D}$$

2. Stirnradgetriebe

(Angriffswinkel 20°)

$$F_q = \frac{2100 \times M_2}{D}$$



3. Küçük Hızlarda Zincir Dişli ($z > 17$)

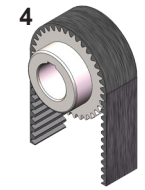
$$F_q = \frac{2100 \times M_2}{D}$$

3. For Chain Drive With Low Speed ($z > 17$)

$$F_q = \frac{2100 \times M_2}{D}$$

3. Kettenantrieb mit niedriger Geschwindigkeit ($z > 17$)

$$F_q = \frac{2100 \times M_2}{D}$$



4. Triger Kayış


$$F_q = \frac{2500 \times M_2}{D}$$

4. For Triger Belt

$$F_q = \frac{2500 \times M_2}{D}$$

4. Zahnriemenantrieb

$$F_q = \frac{2500 \times M_2}{D}$$



5. V Kayış

$$F_q = \frac{5000 \times M_2}{D}$$

5. For V Belt

$$F_q = \frac{5000 \times M_2}{D}$$

5. Keilriemenantrieb

$$F_q = \frac{5000 \times M_2}{D}$$



6. Gerdirme Makaralı Kayış


$$F_q = \frac{5000 \times M_2}{D}$$

6. Flat Belt With Spanning Pulley

$$F_q = \frac{5000 \times M_2}{D}$$

6. Flachriemenantrieb mit Spannungstrommel

$$F_q = \frac{5000 \times M_2}{D}$$



Genel Bilgiler

General Information

Einführung



Kalasanati.com

Ekstruder Tiplerde Müsade Edilebilir Eksenel Yükler

Permissible Axial Loads for Extruder Types
Zulässige Axialkräfte für Extruder Typ Getriebe

| KRE273 | | | | |
|----------------|--|-------|-------|------|
| n ₂ | F _{ama} [kN] | | | |
| | Ömür / Lifetime / Lebensdauer Lh [saat] / [hour] / [Stunde] | | | |
| | 40000 | 20000 | 10000 | 5000 |
| 20 | 27.0 | 33.3 | 41.0 | 50.5 |
| 30 | 23.9 | 29.5 | 36.3 | 44.7 |
| 40 | 22.0 | 27.0 | 33.3 | 41.0 |
| 50 | 20.5 | 25.3 | 31.1 | 38.4 |
| 65 | 19.0 | 23.4 | 28.8 | 35.5 |
| 80 | 17.8 | 22.0 | 27.0 | 33.3 |
| 100 | 16.7 | 20.5 | 25.3 | 31.1 |
| 120 | 15.8 | 19.4 | 23.9 | 29.5 |
| 140 | 15.1 | 18.6 | 22.9 | 28.2 |
| 160 | 14.5 | 17.8 | 22.0 | 27.0 |
| 180 | 14.0 | 17.2 | 21.2 | 26.1 |
| 200 | 13.5 | 16.7 | 20.5 | 25.3 |
| 220 | 13.2 | 16.2 | 20.0 | 24.6 |
| 240 | 12.8 | 15.8 | 19.4 | 23.9 |
| 260 | 12.5 | 15.4 | 19.0 | 23.4 |
| 280 | 12.2 | 15.1 | 18.6 | 22.9 |
| 300 | 12.0 | 14.8 | 18.2 | 22.4 |
| 320 | 11.8 | 14.5 | 17.8 | 22.0 |

n₂ : Çıkış Devri [d/dak]
Output Speed [rpm]
Abtriebsdrehzahl [U/min]

| KRE283 | | | | |
|----------------|--|-------|-------|-------|
| n ₂ | F _{ama} [kN] | | | |
| | Ömür / Lifetime / Lebensdauer Lh [saat] / [hour] / [Stunde] | | | |
| | 40000 | 20000 | 10000 | 5000 |
| 20 | 104.8 | 129.0 | 158.8 | 195.6 |
| 30 | 92.7 | 114.2 | 140.6 | 173.2 |
| 40 | 85.1 | 104.8 | 129.0 | 158.8 |
| 50 | 79.6 | 98.0 | 120.6 | 148.5 |
| 65 | 73.5 | 90.5 | 111.5 | 137.3 |
| 80 | 69.1 | 85.1 | 104.8 | 129.0 |
| 100 | 64.6 | 79.6 | 98.0 | 120.6 |
| 120 | 61.2 | 75.3 | 92.7 | 114.2 |
| 140 | 58.4 | 71.9 | 88.5 | 109.0 |
| 160 | 56.1 | 69.1 | 85.1 | 104.8 |
| 180 | 54.2 | 66.7 | 82.1 | 101.1 |
| 200 | 52.5 | 64.6 | 79.6 | 98.0 |
| 220 | 51.0 | 62.8 | 77.3 | 95.2 |
| 240 | 49.7 | 61.2 | 75.3 | 92.7 |
| 260 | 48.5 | 59.7 | 73.5 | 90.5 |
| 280 | 47.4 | 58.4 | 71.9 | 88.5 |
| 300 | 46.5 | 57.2 | 70.4 | 86.7 |
| 320 | 45.6 | 56.1 | 69.1 | 85.1 |


n₂ : Çıkış Devri [d/dak]
Output Speed [rpm]
Abtriebsdrehzahl [U/min]

| KRE373 | | | | |
|----------------|--|-------|-------|-------|
| n ₂ | F _{ama} [kN] | | | |
| | Ömür / Lifetime / Lebensdauer Lh [saat] / [hour] / [Stunde] | | | |
| | 40000 | 20000 | 10000 | 5000 |
| 20 | 104.8 | 129.0 | 158.8 | 195.6 |
| 30 | 92.7 | 114.2 | 140.6 | 173.2 |
| 40 | 85.1 | 104.8 | 129.0 | 158.8 |
| 50 | 79.6 | 98.0 | 120.6 | 148.5 |
| 65 | 73.5 | 90.5 | 111.5 | 137.3 |
| 80 | 69.1 | 85.1 | 104.8 | 129.0 |
| 100 | 64.6 | 79.6 | 98.0 | 120.6 |
| 120 | 61.2 | 75.3 | 92.7 | 114.2 |
| 140 | 58.4 | 71.9 | 88.5 | 109.0 |
| 160 | 56.1 | 69.1 | 85.1 | 104.8 |
| 180 | 54.2 | 66.7 | 82.1 | 101.1 |
| 200 | 52.5 | 64.6 | 79.6 | 98.0 |
| 220 | 51.0 | 62.8 | 77.3 | 95.2 |
| 240 | 49.7 | 61.2 | 75.3 | 92.7 |
| 260 | 48.5 | 59.7 | 73.5 | 90.5 |
| 280 | 47.4 | 58.4 | 71.9 | 88.5 |
| 300 | 46.5 | 57.2 | 70.4 | 86.7 |
| 320 | 45.6 | 56.1 | 69.1 | 85.1 |

n₂ : Çıkış Devri [d/dak]
Output Speed [rpm]
Abtriebsdrehzahl [U/min]

| KRE473 | | | | |
|----------------|--|-------|-------|-------|
| n ₂ | F _{ama} [kN] | | | |
| | Ömür / Lifetime / Lebensdauer Lh [saat] / [hour] / [Stunde] | | | |
| | 40000 | 20000 | 10000 | 5000 |
| 20 | 134.5 | 165.6 | 203.9 | 251.1 |
| 30 | 119.0 | 146.6 | 180.5 | 222.3 |
| 40 | 109.2 | 134.5 | 165.6 | 203.9 |
| 50 | 102.1 | 125.7 | 154.8 | 190.7 |
| 65 | 94.4 | 116.2 | 143.1 | 176.2 |
| 80 | 88.7 | 109.2 | 134.5 | 165.6 |
| 100 | 82.9 | 102.1 | 125.7 | 154.8 |
| 120 | 78.5 | 96.7 | 119.0 | 146.6 |
| 140 | 75.0 | 92.3 | 113.7 | 140.0 |
| 160 | 72.0 | 88.7 | 109.2 | 134.5 |
| 180 | 69.5 | 85.6 | 105.4 | 129.8 |
| 200 | 67.3 | 82.9 | 102.1 | 125.7 |
| 220 | 65.4 | 80.6 | 99.2 | 122.2 |
| 240 | 63.8 | 78.5 | 96.7 | 119.0 |
| 260 | 62.2 | 76.6 | 94.4 | 116.2 |
| 280 | 60.9 | 75.0 | 92.3 | 113.7 |
| 300 | 59.6 | 73.4 | 90.4 | 111.3 |
| 320 | 58.5 | 72.0 | 88.7 | 109.2 |

n₂ : Çıkış Devri [d/dak]
Output Speed [rpm]
Abtriebsdrehzahl [U/min]



Genel Bilgiler

General Information

Einführung



Kalasanati.com

Ekstruder Tiplerde Müsade Edilebilir Eksenal Yükler

Permissible Axial Loads for Extruder Types
Zulässige Axialkräfte für Extruder Typ Getrieben

| KRE573 | | | | |
|----------------|--|-------|-------|-------|
| n ₂ | F _{ama} [kN] | | | |
| | Ömür / Lifetime / Lebensdauer Lh [saat] / [hour] / [Stunde] | | | |
| | 40000 | 20000 | 10000 | 5000 |
| 20 | 172.0 | 211.8 | 260.8 | 779.6 |
| 30 | 152.3 | 187.5 | 230.9 | 715.9 |
| 40 | 139.7 | 172.0 | 211.8 | 673.9 |
| 50 | 130.6 | 160.8 | 198.1 | 643.1 |
| 65 | 120.7 | 148.7 | 183.0 | 608.6 |
| 80 | 113.4 | 139.7 | 172.0 | 582.6 |
| 100 | 106.1 | 130.6 | 160.8 | 555.9 |
| 120 | 100.4 | 123.7 | 152.3 | 535.0 |
| 140 | 95.9 | 118.1 | 145.4 | 518.0 |
| 160 | 92.1 | 113.4 | 139.7 | 503.6 |
| 180 | 88.9 | 109.5 | 134.8 | 491.3 |
| 200 | 86.1 | 106.1 | 130.6 | 480.6 |
| 220 | 83.7 | 103.1 | 126.9 | 471.0 |
| 240 | 81.5 | 100.4 | 123.7 | 462.5 |
| 260 | 79.6 | 98.0 | 120.7 | 454.8 |
| 280 | 77.9 | 95.9 | 118.1 | 447.8 |
| 300 | 76.3 | 93.9 | 115.6 | 441.3 |
| 320 | 74.8 | 92.1 | 113.4 | 435.4 |

n₂ : Çıkış Devri [d/dak]
Output Speed [rpm]
Abtriebsdrehzahl [U/min]

| KRE673 | | | | |
|----------------|--|-------|-------|-------|
| n ₂ | F _{ama} [kN] | | | |
| | Ömür / Lifetime / Lebensdauer Lh [saat] / [hour] / [Stunde] | | | |
| | 40000 | 20000 | 10000 | 5000 |
| 20 | 209.5 | 258.0 | 317.7 | 391.2 |
| 30 | 185.5 | 228.4 | 281.3 | 346.4 |
| 40 | 170.1 | 209.5 | 258.0 | 317.7 |
| 50 | 159.1 | 195.9 | 241.3 | 297.1 |
| 65 | 147.1 | 181.1 | 223.0 | 274.6 |
| 80 | 138.2 | 170.1 | 209.5 | 258.0 |
| 100 | 129.2 | 159.1 | 195.9 | 241.3 |
| 120 | 122.3 | 150.6 | 185.5 | 228.4 |
| 140 | 116.8 | 143.8 | 177.1 | 218.1 |
| 160 | 112.2 | 138.2 | 170.1 | 209.5 |
| 180 | 108.3 | 133.4 | 164.2 | 202.2 |
| 200 | 104.9 | 129.2 | 159.1 | 195.9 |
| 220 | 102.0 | 125.6 | 154.6 | 190.4 |
| 240 | 99.3 | 122.3 | 150.6 | 185.5 |
| 260 | 97.0 | 119.4 | 147.1 | 181.1 |
| 280 | 94.8 | 116.8 | 143.8 | 177.1 |
| 300 | 92.9 | 114.4 | 140.9 | 173.5 |
| 320 | 91.1 | 112.2 | 138.2 | 170.1 |


n₂ : Çıkış Devri [d/dak]
Output Speed [rpm]
Abtriebsdrehzahl [U/min]

| KR773 | | | | |
|----------------|--|-------|-------|-------|
| n ₂ | F _{ama} [kN] | | | |
| | Ömür / Lifetime / Lebensdauer Lh [saat] / [hour] / [Stunde] | | | |
| | 40000 | 20000 | 10000 | 5000 |
| 20 | 350.2 | 431.3 | 531.1 | 653.9 |
| 30 | 310.1 | 381.8 | 470.2 | 579.0 |
| 40 | 284.4 | 350.2 | 431.3 | 531.1 |
| 50 | 266.0 | 327.5 | 403.3 | 496.6 |
| 65 | 245.8 | 302.7 | 372.8 | 459.0 |
| 80 | 231.0 | 284.4 | 350.2 | 431.3 |
| 100 | 216.0 | 266.0 | 327.5 | 403.3 |
| 120 | 204.5 | 251.8 | 310.1 | 381.8 |
| 140 | 195.2 | 240.4 | 296.0 | 364.5 |
| 160 | 187.6 | 231.0 | 284.4 | 350.2 |
| 180 | 181.0 | 222.9 | 274.5 | 338.0 |
| 200 | 175.4 | 216.0 | 266.0 | 327.5 |
| 220 | 170.5 | 209.9 | 258.5 | 318.3 |
| 240 | 166.1 | 204.5 | 251.8 | 310.1 |
| 260 | 162.1 | 199.6 | 245.8 | 302.7 |
| 280 | 158.5 | 195.2 | 240.4 | 296.0 |
| 300 | 155.3 | 191.2 | 235.5 | 290.0 |
| 320 | 152.3 | 187.6 | 231.0 | 284.4 |

n₂ : Çıkış Devri [d/dak]
Output Speed [rpm]
Abtriebsdrehzahl [U/min]

| KRE873 | | | | |
|----------------|--|-------|-------|-------|
| n ₂ | F _{ama} [kN] | | | |
| | Ömür / Lifetime / Lebensdauer Lh [saat] / [hour] / [Stunde] | | | |
| | 40000 | 20000 | 10000 | 5000 |
| 20 | 403.4 | 496.7 | 611.7 | 753.2 |
| 30 | 357.1 | 439.8 | 541.5 | 666.9 |
| 40 | 327.6 | 403.4 | 496.7 | 611.7 |
| 50 | 306.3 | 377.2 | 464.5 | 572.0 |
| 65 | 283.1 | 348.7 | 429.3 | 528.7 |
| 80 | 266.0 | 327.6 | 403.4 | 496.7 |
| 100 | 248.8 | 306.3 | 377.2 | 464.5 |
| 120 | 235.5 | 290.0 | 357.1 | 439.8 |
| 140 | 224.9 | 276.9 | 341.0 | 419.9 |
| 160 | 216.0 | 266.0 | 327.6 | 403.4 |
| 180 | 208.5 | 256.8 | 316.2 | 389.4 |
| 200 | 202.0 | 248.8 | 306.3 | 377.2 |
| 220 | 196.3 | 241.8 | 297.7 | 366.6 |
| 240 | 191.3 | 235.5 | 290.0 | 357.1 |
| 260 | 186.7 | 229.9 | 283.1 | 348.7 |
| 280 | 182.6 | 224.9 | 276.9 | 341.0 |
| 300 | 178.9 | 220.3 | 271.2 | 334.0 |
| 320 | 175.4 | 216.0 | 266.0 | 327.6 |

n₂ : Çıkış Devri [d/dak]
Output Speed [rpm]
Abtriebsdrehzahl [U/min]



Genel Bilgiler

General Information

Einführung



Kalasanati.com

Eşdeğer Güç Hesabı

Sabit devirde, ancak değişken momentlerde (güçlerde) çalışan redüktörler için eşdeğer tork altındaki, eşdeğer güç hesaplanabilir. Bu eşdeğer güç kullanılarak bilinen sabit güçteki redüktör seçim yöntemi kullanılarak seçim yapılabilir. Burada ağırlıklı torka göre eşdeğer anma torku belirlenmektedir. Hesaplanan bu güçte çalışan redüktör, teorik olarak, değişken yüklerde çalışan redüktör ile aynı emniyet değerine ve ömre sahiptir.

Bir çevrim boyunca oluşan değişken torklar, en yüksek torktan, en düşüğe doğru yatay zaman eksenini boyunca sıralanır (bakınız alttaki şekil). Bu şekile göre eşdeğer tork şu formül ile hesaplanır;

$$T_e = \left(\frac{\Delta t_1 \times T_1^{6.6} + \dots + \Delta t_n \times T_n^{6.6}}{t} \right)^{\frac{1}{6.6}}$$

Eğer T_n değerleri (en düşük tork), T_e 'nin 0,5 katının altında ise, bu tork dilimi yok sayılarak, işlem tekrarlanır;

Eğer $T_n < T_e \times 0.5$ ise

$$T_e = \left(\frac{\Delta t_1 \times T_1^{6.6} + \dots + \Delta t_{n-1} \times T_{n-1}^{6.6}}{t - \Delta t_n} \right)^{\frac{1}{6.6}}$$

Tüm T_n değerleri T_e 'nin 0,5 katının üzerinde ise, eşdeğer güç aşağıdaki gibi hesaplanır;

$$P_{eq} = P_N = \frac{T_e \times n}{9550}$$

Eşdeğer gücün bulunmasından sonra eşdeğer güç değeri kullanılarak, bu katalogta verilen redüktör seçimi bölümünde anlatılan adımlar uygulanarak redüktör seçimi tamamlanır.

Equivalent Power Rating Calculation

The equivalent power by an equivalent constant torque can be calculated for gearboxes working in constant speed but variable torques (or powers). Using this equivalent power it is possible to make a gearbox selection according to the usual gearbox selection method with constant torques. The equivalent torque will be determined according to the mean of dominating torques. The gearbox working in constant equivalent torque will theoretically have the same lifetime and safety compared to the variable torque one.

To calculate the equivalent torques, the variable torques in a cycle must be sorted from the maximal to the minimal on a horizontal time line (Check the graphic below). According to the graphic below the equivalent torque can be calculated with the following formula;

$$T_e = \left(\frac{\Delta t_1 \times T_1^{6.6} + \dots + \Delta t_n \times T_n^{6.6}}{t} \right)^{\frac{1}{6.6}}$$

If T_n (the lowest torque) is lower than 50 % of T_e , this torque part must be taken out of the torque graph and the calculation must be repeated;

If $T_n < T_e \times 0.5$ then

$$T_e = \left(\frac{\Delta t_1 \times T_1^{6.6} + \dots + \Delta t_{n-1} \times T_{n-1}^{6.6}}{t - \Delta t_n} \right)^{\frac{1}{6.6}}$$

If all T_n values are higher than 50% of T_e then the equivalent power can be calculated by the following formula;

$$P_{eq} = P_N = \frac{T_e \times n}{9550}$$

After the equivalent power is determined the selection of gearbox is made according to the selection procedures given on the gearbox selection part in this catalogue.

Berechnung äquivalenter Leistung

Die äquivalente Leistung bei äquivalenten Drehmoment kann für Getrieben mit konstanten Drehzahl und variablen Momente berechnet werden. Mit dieser Leistung kann das Getriebe ausgelegt werden, wie bei konstanten Leistung. Man bestimmt hiermit also die maßgebende Belastung. Das ausgelegte Getriebe erreicht theoretisch dem gleichen Lebensdauer und hat die gleiche Sicherheit.

Für die Berechnung der äquivalenten Drehmoment müssen die einzelnen Drehmomentanteile auf eine Zeitachse von größten bis zu kleinsten angeordnet werden (siehe unteres Bild). Das äquivalente Drehmoment wird nach folgender Formel berechnet;

$$T_e = \left(\frac{\Delta t_1 \times T_1^{6.6} + \dots + \Delta t_n \times T_n^{6.6}}{t} \right)^{\frac{1}{6.6}}$$

Wenn T_n (niedrigstes Drehmoment) kleiner als 50% von T_e ist, muss dieser Anteil vernachlässigt werden und die Berechnung soll neu durchgeführt werden;

Wenn $T_n < T_e \times 0.5$ dann

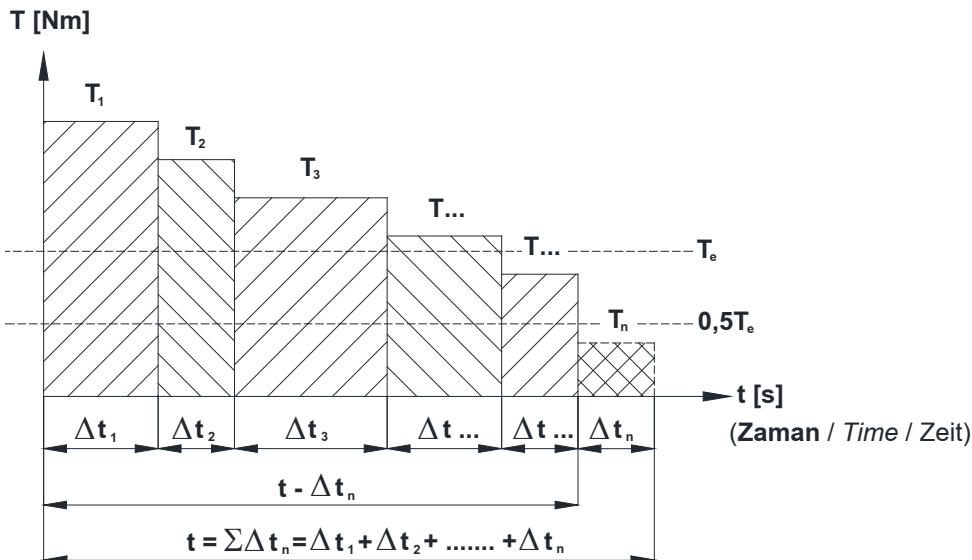
$$T_e = \left(\frac{\Delta t_1 \times T_1^{6.6} + \dots + \Delta t_{n-1} \times T_{n-1}^{6.6}}{t - \Delta t_n} \right)^{\frac{1}{6.6}}$$


Wenn alle T_n Werte höher als 50% von T_e sind, dann wird die äquivalente Leistung nach folgender Formel berechnet;

$$P_{eq} = P_N = \frac{T_e \times n}{9550}$$

Nach Bestimmung der äquivalenter Leistung, erfolgt die Getriebeauslegung wie bei konstanter Leistung. Die Auswahlverfahren für konstante Leistung ist in diesem Katalog angegeben.

(Moment / Torque / Moment)





Genel Bilgiler

General Information

Einführung



Kalasanati.com

Eşdeğer Güç Hesabı Örneği

Çift yönlü çalışan ham demir haddesi için aşağıdaki çalışma koşulları belirlenmiş;

Veriler:

Toplam bir iş çevrimi: 2 dak.

1. Yük kademesi: 48 kNm, 30 sn

2. Yük Kademesi: 32 kNm, 22 sn

3. Yük Kademesi: 28 kNm, 15 sn

4. Yük Kademesi: 16 kNm, 10 sn

5. Yük Kademesi: 5 kNm, 43sn

Makina sabit devri: 50 d/dak

Redüktör seçimine esas olacak eşdeğer yük aranmaktadır.

Çözüm:

Bir çevrimin toplam zamanı;

$$t = t_1 + t_2 + t_3 + t_4 + t_5 = 120 \text{ sn}$$

Eşdeğer Tork;

$$T_e = \left(\frac{30 \times 48^{6,6} + \dots + 43 \times 5^{6,6}}{120} \right)^{\frac{1}{6,6}}$$

$$= 39,2 \text{ kNm}$$

%50 eşdeğer tork;

$$0,5 \times T_e = 19,6 \text{ kNm}$$

Her bir tork dilimi bu değer üzerinde olmalı

$$T_{4,5} < 0,5 \times T_e$$

%50 torkun altındakileri çıkararak hesabı tekrarlayalım;

$$t' = t_1 - t_4 - t_5 = 120 - 43 - 10 = 67 \text{ s}$$

$$T_e = \left(\frac{30 \times 48^{6,6} + 22 \times 32^{6,6} + 15 \times 28^{6,6}}{67} \right)^{\frac{1}{6,6}}$$

$$= 42,9 \text{ kNm}$$

Moment ve devir değerlerini kullanarak eşdeğer gücümüzü hesaplayalım;

$$P_{eq} = \frac{T_e \times n}{9550} = \frac{42,9 \times 1000 \times 50}{9550} = 225 \text{ kW}$$

Yukarıdaki güç ve devir değeri kullanılarak bu katalogta anlatılan seçim prosedürü ile redüktör seçimi yapılabilir.

Equivalent Power Rating Sample

The following data is given for a reversing blooming mill;

Torque steps:

Total one cycle time: 2 min.

1st torque part: 48 kNm, 30 s

2nd torque part: 32 kNm, 22 s

3th torque part: 28 kNm, 15 s

4th torque part: 16 kNm, 10 s

5th torque part: 5 kNm, 43 s

Machine constant speed: 50 rpm

The equivalent power, which is required for gear unit selection, is to determine.

Solution:

Total time in a cycle;

$$t = t_1 + t_2 + t_3 + t_4 + t_5 = 120 \text{ sn}$$

Equivalent Torque;

$$T_e = \left(\frac{30 \times 48^{6,6} + \dots + 43 \times 5^{6,6}}{120} \right)^{\frac{1}{6,6}}$$

$$= 39,2 \text{ kNm}$$

50% of Equivalent torque;

$$0,5 \times T_e = 19,6 \text{ kNm}$$

Every torque part must be lower then this value;

$$T_{4,5} < 0,5 \times T_e$$

We are repeating the calculation by taking out the torque parts, which are below 50%;

$$t' = t_1 - t_4 - t_5 = 120 - 43 - 10 = 67 \text{ s}$$

$$T_e = \left(\frac{30 \times 48^{6,6} + 22 \times 32^{6,6} + 15 \times 28^{6,6}}{67} \right)^{\frac{1}{6,6}}$$

$$= 42,9 \text{ kNm}$$

By using the equivalent torque and constant speed we calculate the equivalent power;

$$P_{eq} = \frac{T_e \times n}{9550} = \frac{42,9 \times 1000 \times 50}{9550} = 225 \text{ kW}$$

Now by using the above calculated equivalent power and constant speed we camake the gear-box selection with the procedures described in this catalogue.

Beispiel für äquivalente Leistung

Die nachfolgenden Angaben sind für eine Blechreversierwalze;

Drehmoment stufen:

Gesamte Zeit für einem Arbeitszyklus: 2 min.

Drehmomentanteil 1: 48 kNm 30 s

Drehmomentanteil 2: 32 kNm 22 s

Drehmomentanteil 3: 28 kNm 15 s

Drehmomentanteil 4: 16 kNm 10 s

Drehmomentanteil 5: 5 kNm 43 s

Maschine hat konstante Drehzahl: 50 U/min

Gesucht ist die äquivalente Leistung, die für die Getriebeauslegung nötig ist.

Lösung:

Gesamte Zeit für einem Arbeitszyklus;

$$t = t_1 + t_2 + t_3 + t_4 + t_5 = 120 \text{ sn}$$

Äquivalentes Drehmoment;

$$T_e = \left(\frac{30 \times 48^{6,6} + \dots + 43 \times 5^{6,6}}{120} \right)^{\frac{1}{6,6}}$$

$$= 39,2 \text{ kNm}$$

50% von äquivalenten Drehmoment;

$$0,5 \times T_e = 19,6 \text{ kNm}$$

Drehmomentanteile müssen größer als dieser Wert sein;

$$T_{4,5} < 0,5 \times T_e$$

Wir wiederholen die Berechnung nochmals ohne die kleine Drehmomentanteile;

$$t' = t_1 - t_4 - t_5 = 120 - 43 - 10 = 67 \text{ s}$$


$$T_e = \left(\frac{30 \times 48^{6,6} + 22 \times 32^{6,6} + 15 \times 28^{6,6}}{67} \right)^{\frac{1}{6,6}}$$

$$= 42,9 \text{ kNm}$$

Mit Hilfe von äquivalenten Drehmoment und konstanter Drehzahl berechnet man die äquivalente Leistung;

$$P_{eq} = \frac{T_e \times n}{9550} = \frac{42,9 \times 1000 \times 50}{9550} = 225 \text{ kW}$$

Nach Bestimmung der äquivalente Leistung und konstanter Drehzahl, erfolgt die Getriebeauslegung dann wie die Getriebeauswahl gemäß dem in diesem Katalog beschriebenen Verfahren für konstante Leistung.



Genel Bilgiler

General Information

Einführung



Kalasanati.com

Redüktör Seçimi

Bir redüktör seçiminde aşağıdaki yol izlenmelidir.

1. Çalışma şartlarına bağlı olarak servis faktörünü (fs) belirleyiniz. (Servis Faktörü Sayfa 16).

2. Makinanız için gerekli olan momenti belirleyiniz M_2 (redüktör gerekli çıkış momenti).

3. Makinanızın devrini belirleyiniz n_2 (redüktör gerekli çıkış devri).

4. Makinanızın güç ihtiyacını (Redüktör çıkış gücünü) " P_2 " hesaplayınız.

$$P_2 = \frac{M_2 \times n_2}{9550}$$

5. Redüktör ile makina arasında kullanılan bağlantı elemanına göre radyal yükü hesaplayınız. (Sayfa 20). Yukarıdaki verilere uygun olarak çıkış devri, değerlerine uyan servis faktörü ve radyal yükü bulduğunuzdan daha yüksek veya eşit olan redüktörü, güç-devir seçim tablolarından seçiniz. Helisel tip redüktörlerde verim yüksek olduğundan çıkış gücü verilmemiştir. Hesapladığınız güç değerini giriş gücü olarak kabul edip seçiminizi yapınız. Tablolarda verilen M_2 çıkış momentinin hesapladığınız M_2 den büyük olmasına dikkat ediniz. Eğer seçilen redüktörünki daha ufak ise bir üst motor gücüne geçiniz.

Örnek

1. Makina Cinsi:

Lastik bantlı konveyör , dökme yük taşıyor.

2. Makina için gerekli moment:

Makina için hesaplanan moment $M_2 = 470$ Nm.

3. Makina gerekli çıkış devri:

$n_2 = 50$ dev/dak.

4. Günlük çalışma süresi:

16 saat.

5. Saatte start sayısı:

Saatte 1 start

6. Makina ile bağlantı şekli:

Zincir dişli (çap -130 mm)

- Yük sınıflandırma tablosundan yük sınıfı M olarak seçilir (sayfa 17-18)

- Günlük çalışma süresi 16 saat Saatte start sayısı 1 ve yük sınıfı M'ye tekabül eden servis faktörü tablosundan, servis faktörü için $fs = 1.3$ değeri bulunur.(sayfa 16)

- Makinanızın güç ihtiyacı (Redüktör Çıkış Gücü) :

$$P_2 = \frac{M_2 \times n_2}{9550} = \frac{470 \times 50}{9550} = 2,46 \text{ kW}$$

Gearbox Selection

For the correct selection of the appropriate gear units follow this steps.

1. Determine service factor (fs) on the basis of running conditions (Page 16).

2. Determine the required Torque M_2 (required output torque of gearbox) for the driven machine.

3. Determine required speed (output speed of gearbox) for the driven machine.

4. Calculate the required power for your machine (Calculate power " P_2 " required at output side of gear reducer using the formula);

$$P_2 = \frac{M_2 \times n_2}{9550}$$

5. Calculate overhung load required at output shaft according to type of connection between gear unit and machine (Refer to directions and values given on page 20). After determining the above mentioned values, the gear reducer which corresponds to our requirements can be selected from the performance tables (the service factor and the permissible overhung load should be less than or equal to our requirement). For Helical gears the output power is not given on the performance tables because they have high efficiency and the output power can be taken as input power. The output torque should be checked if it meets to our requirements. If the output torque is low, search for a higher input power gearbox.

Example:

1. Machine Type:

Belt Conveyor (Bulk Load)

2. Required Torque:

Required Torque calculated for the driven machine is $M_2 = 470$ Nm.

3. Required speed:

$n_2 = 50$ rpm

4. Running time:

16 hours per day

5. Frequency of starting:

1 start per hour

6. Connection type between gear reducer

Chain drive (output dimension-130 mm)

- From the load classification table (on page 17-18), the load class M can be selected for the known application.

- The service factor can be selected as $fs = 1,3$ from the service factor table (page 16) by taking into consideration 16 hours running time, one start per hour, and load class M.

- Required power for your machine (Power at output side of gear reducer) :

$$P_2 = \frac{M_2 \times n_2}{9550} = \frac{470 \times 50}{9550} = 2,46 \text{ kW}$$

Getriebeauswahl

Für die korrekte Auswahl des Antriebes;

1. Den Betriebsfaktor(fs) in Abhängigkeit von den Betriebsbedingungen bestimmen.(Bezug auf Seite 16).

2. Die erforderte Drehmoment M_2 für die angetriebene Maschine (Abtriebsdrehmoment für die Getriebe) bestimmen.

3. Erforderte Drehzahl bestimmen (Abtriebsdrehzahl für die Getriebe).

4. Berechnen der erforderte Leistung der angetriebene Maschine (Die an der Abtriebswelle erforderte Leistung " P_2 ") mit der unten angegebenen Formel.

$$P_2 = \frac{M_2 \times n_2}{9550}$$

5. Die an der Getriebeabtriebswelle erforderte Querkraft in Abhängigkeit von Antriebsselement bestimmen (Bezug auf Seite 20). Nach Bestimmen der oben angegebenen Werte, die passende Getriebe kann von den angegebenen Leistungstabellen entnommen werden. Dabei soll darauf geachtet werden, dass der Betriebsfaktor und Querkraft stets unterhalb von angegebenen Werten liegt. Weil Stirnradgetrieben einen hohen Wirkungsgrad haben, sind die Abtriebsleistungen für Stirnradgetrieben nicht angegeben. Bei dieser Getrieben die erforderte Leistung kann als Antriebsleistung benutzt werden. Achten sie darauf, dass der Abtriebsmoment größer als die erforderte Drehmoment ist.

Beispiel:

1. Maschinentyp:

Gurtbandförderer (Schüttgut)

2. Erforderte Drehmoment:

Für die Maschine berechnete Drehmoment $M_2 = 470$ Nm.

3. Erforderte Drehzahl:

$n_2 = 50$ upm

4. Betriebsdauer:

16 stunden pro Tag

5. Schalthäufigkeit:

1 Start pro Stunde

6. Antriebselement für verbindung


Getriebe-Machine:Kettentrieb(Durchmesser-130 mm)

- Von den Belastungsart Tabellen(Seite 17-18) nimmt man Belastungsart M

- Für den Schaltungzahl 1 und die Laufzeit16 und für den passenden Belastungsart erhält man Betriebsfaktor $fs = 1,3$ von Tabelle auf Seite 16.

- Erforderte Leistung der angetriebe Maschine (Die an der Getriebeabtriebswelle erforderte Leistung)

$$P_2 = \frac{M_2 \times n_2}{9550} = \frac{470 \times 50}{9550} = 2,46 \text{ kW}$$



Genel Bilgiler General Information Einführung



Kalasanati.com

- Zincir dişli uygulaması için (Sayfa 21) Fq değeri;

$$F_q = \frac{2100 \times M_2}{D} = \frac{2100 \times 470}{130} = 7592 \text{ N}$$

- Ortaya çıkan redüktör ihtiyacı

$$\begin{aligned} P_2 &\geq 2,46 \text{ kW} \\ M_2 &\geq 470 \text{ Nm} \\ fs &\geq 1.3 \\ n_2 &\approx 50 \text{ d/dak} \\ F_q &\geq 7592 \text{ N} \end{aligned}$$

Güç ve devir sayılarından,

KR373-3E100L/4D seçilir (Sayfa 73).

$$\begin{aligned} P_2 &= 3 \text{ kW} > 2,46 \text{ kW} \\ M_2 &= 537 \text{ Nm} > 470 \text{ Nm} \\ fs &= 1,5 \\ n_2 &= 50 \text{ d/dak} \\ fq &= 14875 \text{ Nm} > 7592 \text{ Nm} \\ i &= 28,85 \end{aligned}$$

- For chain drive application the requested overhang load can be calculated from (page 21);

$$F_q = \frac{2100 \times M_2}{D} = \frac{2100 \times 470}{130} = 7592 \text{ N}$$

- The required gearbox is as follows:

$$\begin{aligned} P_2 &\geq 2,46 \text{ kW} \\ M_2 &\geq 470 \text{ Nm} \\ fs &\geq 1.3 \\ n_2 &\approx 50 \text{ rpm} \\ F_q &\geq 7592 \text{ N} \end{aligned}$$

From the performance table,

KR373-3E100L/4D selected (Page 73).

$$\begin{aligned} P_2 &= 3 \text{ kW} > 2,46 \text{ kW} \\ M_2 &= 537 \text{ Nm} > 470 \text{ Nm} \\ fs &= 1,5 \\ n_2 &= 50 \text{ d/dak} \\ fq &= 14875 \text{ Nm} > 7592 \text{ Nm} \\ i &= 28,85 \end{aligned}$$

- Für Kettentrieb die erforderte Querkraft (seite 21);

$$F_q = \frac{2100 \times M_2}{D} = \frac{2100 \times 470}{130} = 7592 \text{ N}$$


- Von den oben angegebenen Berechnungen die erforderte Getriebe ist wie folgt;

$$\begin{aligned} P_2 &\geq 2,46 \text{ kW} \\ M_2 &\geq 470 \text{ Nm} \\ fs &\geq 1.3 \\ n_2 &\approx 50 \text{ U/min} \\ F_q &\geq 7592 \text{ N} \end{aligned}$$

Von der Leistung- DrehzahlTabelle ,

wurde **KR373-3E100L/4D** gewählt (Seite 73).

$$\begin{aligned} P_2 &= 3 \text{ kW} > 2,46 \text{ kW} \\ M_2 &= 537 \text{ Nm} > 470 \text{ Nm} \\ fs &= 1,5 \\ n_2 &= 50 \text{ d/dak} \\ fq &= 14875 \text{ Nm} > 7592 \text{ Nm} \\ i &= 28,85 \end{aligned}$$



Genel Bilgiler

General Information

Einführung



Kalasanati.com

Redüktör Seçim Formu

Kullanıldığı Sektör.....
Kullanıldığı Yer.....
Gerekli Ortalama Devir.....d/dak

Makina ihtiyaç gücü:

-Normal..... kW
-En çok..... kW
-En az..... kW

Tahrik Şekli:

AC Motor []
AC Motor + Invertör []
DC Motor []
Hidromotor []
1-3 silindri içten yanmalı []
2-4 silindri içten yanmalı []

Motor Bağlantı Şekli (Elektrik Motorları):

IEC B5 Flanşlı []
NEMA Flanşlı []

IEC veya NEMA flanş kodu.

Motor Gücü:

-Nominal..... kW

Motor Devri:

-Normal..... d/dak
-En çok..... d/dak
-En az..... d/dak

Motor Torku:

-Normal..... Nm
-En çok..... Nm
-En az..... Nm

Dönüş şekli:

saat yönü [] saat yönüne ters [] değişken []

Günlük çalışma süresi:

<4 [] 4-8 [] 8-16 [] >16 []

Saatteki start sayısı:

0-50 [] 50-100 [] 100-200 []
200-300 [] 300-500 [] 500-700 []
700-1000 [] >1000 []

Motor Redüktör Arası Tahvil Oranı.....

Kalkış için gerekli moment.....Nm

Saatteki pik moment adedi:

1-5 [] 6-30 [] 31-100 [] >100 []

Bir çevrimde aktif çalışma oranı (ED):

%100 [] %80 [] %60 [] 40% [] %20 []

Deniz seviyesinden yükseklik:

<1000 [] <2000 [] <3000 []
<4000 [] <5000 []

Montaj yeri:

Küçük kapalı oda (w<1m/sn) []
Kapalı oda (w<3m/sn) []
Büyük oda ve holler (w>=3m/sn) []
Tamamen açık ortam []

Çevre Şartları:

Normal [] Tozlu [] Nemli []
Korozif [] Kuru []

Çevre Sıcaklığı:

Ortalama..... °C
En Yüksek..... °C
En Düşük..... °C

Kilit İhtiyacı:

Var [] Yok []

Redüktör Giriş Opsiyonu:

R.. [] V.. [] N.. [] T.. []

Redüktör Çıkış Opsiyonu:

00 [] 01 [] 02 [] 03 [] 04 [] 05 [] 08 []
0S [] 0E []

Montaj Pozisyonu:

M1 [] M2 [] M3 [] M4 [] M5 [] M6 []

Giriş mili bağlantı şekli:

Elastik kaplin []
Fıçı tipi kaplin []
Rijit kaplin []
Hidrolik Kaplin []
Kayış kasnak []
Zincir dişli []
Pinyon dişli []
Bağlantı elemanı çapı.....mm
Radyal yükü.....N
Radyal yük "u" mesafesi.....mm
Aksiyal yükü (mile doğru +).....N

Çıkış mili bağlantı şekli:

Elastik kaplin []
Fıçı tipi kaplin []
Rijit kaplin []
Kayış kasnak []
Zincir dişli []
Pinyon dişli []
Delik milli tork kolu []
Sıkma bilezikli tork kolu []
Bağlantı elemanı çapı.....mm
Radyal yükü.....N
Radyal yük "u" mesafesi.....mm
Aksiyal yükü (mile doğru +).....N

Çıkış Mili Özelliği:

Dolu Mil Kamalı []
Dolu Mil Kamasız []
Delik Milli Sıkma Bilezikli []
Delik Milli []
Özel Mil []

Giriş Mili Özelliği:

Kamalı []
Kamasız düz mil []
Özel Mil []
Tork kolu [] Var [] Yok []

Elektrik Gerilimi:

AC-Monofaze [] AC-Trifaze [] DC []
Voltaj..... Volt
Frekans..... Hz


Koruma Sınıfı:

IP55 [] IP65 [] Exproof []
Diğer IP.....

Ekler:

Yük diyagramı []
Proje []
İstenen ana boyutlar []
Teknik veriler []

Diğer Notlar:



Genel Bilgiler

General Information

Einführung



Kalasanati.com

Gearbox Selection Form

Field of Industry.....
 Application.....
 Required Average Speed..... rpm

Required Power on Driven Machine:

-Normal..... kW
 -Maximum..... kW
 -Minimum..... kW

Driving Machine:

AC Motor []
 AC Motor + Inverter []
 DC Motor []
 Hydraulic Motor []
 Piston Engine with 1-3 cylinder []
 Piston Engine with 4-24 cylinder []

Motor Connection Type (Electric Motors):

IEC B5 Flange []
 NEMA Flange []

IEC or NEMA Flange Code.....

Motor Power:

-Nominal.....kW

Motor Speed:

-Normal.....rpm
 -Maximum.....rpm
 -Minimum.....rpm

Motor Torque:

-Normal.....Nm
 -Maximum.....Nm
 -Minimum.....Nm

Direction of Rotation:

cw [] ccw [] variable []

Working hours per day:

<4 [] 4-8 [] 8-16 [] >16 []

Startings per cycle:

0-50 [] 50-100 [] 100-200 []
 200-300 [] 300-500 [] 500-700 []
 700-1000 [] >1000 []

Transmission ratio between motor and gear unit.....

Required Starting Torque.....Nm

Peak torques per hour:

1-5 [] 6-30 [] 31-100 [] >100 []

Effective working time in a cycle (ED):

%100 [] %80 [] %60 [] 40% []
 20% []

Altitude:

<1000 [] <2000 [] <3000 []
 <4000 [] <5000 []

Mounting Place:

Small closed room (w<1m/sn) []
 Closed room (w<3m/sn) []
 Big rooms and halls (w>=3m/sn) []
 Outdoor []

Ambient Conditions:

Normal [] Dusty [] Humid []
 Corrosive [] Dry []

Ambient Temperature:

Average.....°C
 Maximum.....°C
 Minimum.....°C

Backstop Required:

Yes [] No []

Gearbox input options:

R.[] V.[] N.[] T.[]

Gearbox output options:

00 [] 01 [] 02 [] 03 [] 04 [] 05 [] 08 []
 0S [] 0E []

Mounting Position:

M1 [] M2 [] M3 [] M4 [] M5 [] M6 []

Input Shaft Connection Type:

Elastic Coupling []
 Barrel Type Coupling []
 Hydraulic Coupling []
 Rigid Flange Coupling []
 Pulley []
 Chain Sprocket []
 Pinion []
 Diameter of Connection element.....mm
 Radial Load.....N
 "u" Distance of Radial Load.....mm
 Axial Load (Towards Shaft)N

Output Shaft Connection Type:

Elastic Coupling []
 Barrel Type Coupling []
 Rigid Flange Coupling []
 Pulley []
 Chain Sprocket []
 Pinion []
 Hollow Shaft with Torque Arm []
 Shrinck disc with Torque Arm []
 Diameter of Connection Element.....mm
 Radial Load.....N
 "u" Distance of Radial Load.....mm
 Axial Load (Towards Shaft)N

Gearbox assembled by:

Foot [] Flange [] Torque Arm []

Output Shaft Specification:

Solid Shaft with Keyway []
 Solid Shaft without Keyway []
 Hollow Shaft with Shrinck Disc []
 Hollow Shaft []
 Special Shaft []

Input Shaft Specification:

Solid Shaft with Keyway []
 Solid Shaft without Keyway []
 Special Shaft []
 Torque arm required Yes [] No []

Electrical Supply:

AC-1 Phase [] AC-3 Phase [] DC []
 Voltage.....Volt
 Frequency..... Hz


Protection Class:

IP55 [] IP65 [] Exproof []
 Other IP.....

Attachments:

Load Diagram []
 Project []
 Required Dimensions []
 Technical Specifications []

Notes:



Genel Bilgiler

General Information

Einführung



Kalasanati.com

Formular für Getriebeauswahl

Industriebereich.....
 Anwendung.....
 Erforderliche Drehzahl.....U/min

Erforderliche Leistung für die Maschine:

-Normal.....kW
 -Minimal.....kW
 -Maximal.....kW

Antriebsmaschine:

AC Motor []
 AC Motor mit Frequenzumrichter []
 DC Motor []
 Hydromotor []
 Kolbenmaschinen mit 1-3 Zylinder []
 Kolbenmaschinen mit 2-4 Zylinder []

Motorverbindungsart (Elektromotoren):

IEC B5 Flansch []
 NEMA Flansch []

IEC oder NEMA Flanschcode.....

Motorleistung:

-Nominal.....kW

Motordrehzahl:

-Normal.....U/min
 -Maximal.....U/min
 -Minimal.....U/min

Motordrehmoment:

-Normal.....Nm
 -Maximal.....Nm
 -Minimal.....Nm

Drehrichtung:

in Uhrzeigersinn [] gegen Uhrzeigersinn []
 veränderlich []

Betriebsdauer in Stunden pro Tag:

<4 [] 4-8 [] 8-16 [] >16 []

Anzahl der Anläufe pro Stunde:

0-50 [] 50-100 [] 100-200 []
 200-300 [] 300-500 [] 500-700 []
 700-1000 [] >1000 []

Übersetzung zwischen Motor und Antriebswelle.....

Erforderliches Anlaufmoment.....Nm

Häufigkeit von Lastspitzen pro Stunde:

1-5 [] 6-30 [] 31-100 [] >100 []

Einschaltdauer je Stunde (ED):

%100 [] %80 [] %60 [] 40% [] %20 []

Höhenlage über Meeresspiegel (m):

<1000 [] <2000 [] <3000 []
 <4000 [] <5000 []

Betriebsort:

Kleine geschlossene Räume (w<1m/sn) []
 Geschlossene Räume (w<3m/sn) []
 Große Räume und Hallen (w>=3m/sn) []
 im Freien []

Umgebungsbedingungen:

Normal [] Staubig [] Feucht []
 Korrodierend [] Trocken [] Verklebend []

Umgebungstemperatur:

Mittelwert.....°C
 Maximal.....°C
 Minimal.....°C

Rücklauf Sperre erforderlich:

Ja [] Nein []

Getriebeeingangsvarianten:

R.. [] V.. [] N.. [] T.. []

Getriebeausgangsvarianten:

00 [] 01 [] 02 [] 03 [] 04 [] 05 [] 08 []
 0S [] 0E []

Montageposition:

M1 [] M2 [] M3 [] M4 [] M5 [] M6 []

Antriebswellenanschluss:

Elastische Kupplung []
 Trommelkupplung []
 Hydrokupplung []
 Starre Flanschkupplung []
 Riementrieb []
 Kettenrad []
 Ritzel []
 Durchmesser von Anschlusselement.....mm
 Querkraft.....N
 "u" Abstand von der Wellenschulter.....mm
 Axialkraft (in Richtung der Welle +)N

Abtriebswellenanschluss:

Elastische Kupplung []
 Trommelkupplung []
 Starre Flanschkupplung []
 Riementrieb []
 Kettenrad []
 Ritzel []
 Hohlwelle mit Drehmomentstütze []
 Schrumpfscheibe mit Drehmomentstütze []
 Durchmesser von Anschlusselement.....mm
 Querkraft.....N
 "u" Abstand von der Wellenschulter.....mm
 Axialkraft (in Richtung der Welle +)N

Montage zur Getriebegehäuse mit:

Fuß [] Flansch [] Drehmomentstütze []

Eigenschaften der Abtriebswelle:


Vollwelle mit Passfeder []
 Vollwelle ohne Passfeder []
 Hohlwelle mit Schrumpfscheibe []
 Hohlwelle []
 Sonderwelle []

Eigenschaften der Antriebswelle:

Vollwelle mit Paßfeder []
 Vollwelle ohne Paßfeder []
 Sonderwelle []
 Drehmomentstütze erforderlich Ja [] Nein []

Spannungsversorgung:

AC-1 phasig [] AC-3 phasig [] DC []
 Spannung.....Volt
 Frequenz.....Hz



Genel Bilgiler

General Information

Einführung



Kalasanati.com

Yağlama

Redüktörlerin uzun ömürlü olması ve iyi performansla çalışabilmesi için, kullanılan yağın seçimi doğru olmalı ve belirtilen zamanlarda değişimleri yapılmalıdır.

Yağın seçiminde devir, çevre sıcaklığı, redüktör yağ sıcaklığı, çalışma koşulları ve yağ ömrü önem taşımaktadır. Redüktörler yağı doldurulmuş olarak sevkedilmektedir. Redüktörler uzun süre depolanacakları zaman veya çalışmaya başlanacağı zaman çalışma konumuna göre üstte kalan tapa sökülmesi ve redüktörün beraberinde verilen havalandırma tapası kullanılmalıdır. Bu redüktörün iç basıncından dolayı oluşacak yağ sızmalarını önleyecektir.

Redüktörlerde standart olarak kullanılan yağlar 33. sayfadaki tabloda verilmiştir. Miktarlar ve yağ tipi burada verilen değerlerden farklılık gösterebilir. Redüktörünüzde kullanılan yağın tipi ve miktarı için lütfen etiketine bakınız. Ayaklı redüktörler ve flanşlı redüktörler M1 pozisyonuna göre yağ ile doldurulmuştur. Bu pozisyonlar dışındaki çalışma durumlarında tablolarda verilen yağ miktarlarına göre ilave veya eksiltme yapılmalıdır. Özel çalışma koşullarında firmamıza danışmanız tavsiye edilir.

Mineral yağlar her 10.000 çalışma saatinde, sentetik yağlar ise her 20.000 çalışma saatinde değiştirilmelidir. Ağır çevre koşullarında (ani ısı değişiklikleri, yüksek nemlilik v.b) yağ değiştirme periyotlarının kısaltılması tavsiye edilir. Mineral yağlar ile sentetik yağlar birbirine kesinlikle karıştırılmamalıdır. Değiştirme işlemi bir çalışma periyodunun hemen peşinden ve yağ sıcakken yapılmalıdır. Bu şekilde bir değiştirme, redüktör içindeki partiküllerin yağa karışmış olarak bulunmasından dolayı iyi bir temizleme ve yağın rahat boşalması neticesini verecektir.

Lubrication

To work in perfect condition and to have long life for the gear box the lubricant must be chosen correctly and changed in time.

In selection of oil it is important to consider speed, ambient temperature, gear box oil temperature, working conditions and the life required from the lubricant. All units are filled with lubricant before shipping. Before the gearbox is stored for a long time or before starting up, the top plug (according to the working position) must be removed and the extra given vent plug must be replaced. This prevents excessive pressure which causes oil leakages.

The lubricant in the standard line is given for standard fillings on the table on page 33. Please look at your gear units label for filled oil type and quantity. The foot mounting type gear boxes and where the flange mounted gear boxes are filled for mounting position of M1. For other mounting positions please refer to the table given on the next pages. For special working conditions please contact us.

The mineral lubricant should be changed after every 10.000 service hours and the synthetic lubricant should be changed after every 20.000 working hours. If the operation conditions are very heavy (e.g. high temperature differences, high humidity) shorter intervals between changes are recommended. Mineral and synthetic oils must not be mixed up. By changing the lubricant complete cleaning is advised. The oil change should be done after a working period. Because oil is hot in this condition and impurities are mixed with it the changing of oil will be done in best result and the oil will drain easily.


Schmierung

Um eine lange Lebensdauer zu gewährleisten muss der Schmierstoff richtig ausgewählt werden.

Für die richtige Ölauswahl müssen Drehzahl, Umgebungstemperatur, Belastungsart und Lebensdauer des Öls berücksichtigt werden. Die mitgelieferte Entlüftungsschraube ist vor Inbetriebnahme oder längeren Lagern gegen die Einfüllschraube auszutauschen, um einen Überdruck im Getriebe und damit eine Undichtigkeit des Getriebes zu vermeiden. Getriebe und Getriebemotoren sind bei Auslieferung betriebsfertig gefüllt.

Ohne besondere Bestellangaben werden die Getriebe grundsätzlich mit den auf der Seite 33 in der grau unterlegten Spalte angegebenen Schmierstoffen gefüllt. Bitte im Getriebe verwendetes Öl und menge von dem Namensschild ablesen. Die fußbefestigten Getriebe sind befüllt für Bauform und die flanschbefestigten Getriebe für Bauform M1. Für andere Bauformen sind die auf der nächsten Seite angegebenen Füllmengen zu beachten.

Ein Schmierstoffwechsel sollte alle 10.000 Betriebsstunden durchgeführt werden. Für synthetische Produkte verdoppeln sich diese Fristen. Bei extremen Betriebsbedingungen, z.B. hohe Luftfeuchtigkeit, aggressiver Umgebung und hohen Temperaturschwankungen sind kürzere Schmierstoffintervalle vorteilhaft. Es ist empfehlenswert, dem Schmierstoffwechsel mit einer gründlichen Reinigung des Getriebes zu verbinden. Synthetische und mineralische Schmierstoffe dürfen nicht miteinander vermischt werden. Das Ablassen des Öls soll unmittelbar nach dem Stillsetzen erfolgen, solange das Öl noch warm ist. In dieser Zustand ist das Öl mit den Schmutzpartikeln vermischt, so dass eine Entfernung des Altöls eine gute Reinigung garantiert.



Genel Bilgiler General Information Einführung



Kalasanati.com

M4 Montaj Pozisyonu için Genleşme Tankı / Expansion Tank for M4 Mounting Position / Ölausgleichsbehälter für M4 Bauform

Aşağıdaki teknik resimde gösterildiği gibi montaj pozisyonları **M4** (montaj pozisyonları syf.34) olan redüktörlerde düzgün bir yağlama sağlanabilmesi için yağ seviyesinin redüktörün üst dişlilerinin yağlanabileceği seviyede olması gerekmektedir. Buda düşük çevrim oranlı redüktörlerde köpürme ve genleşme nedeniyle havalandırma tapasından yağ atılmasına neden olabilmektedir.

Yılmaz redüktör; bunun önlenmesi için çevrim oranı (i) < 20 ve K47'den daha büyük olan bütün gövdelerde **M4** montaj pozisyonunda genleşme tankı kullanılmasını kesinlikle önermektedir. Önerilen genleşme tankı ölçüleri aşağıdaki tabloda gösterilmiştir.

Çevrim oranı (i) < 20 olup giriş motor devri 1800 d/d dan büyük olan bütün redüktörlerde **M4** montaj pozisyonunda genleşme tankı kullanılması redüktör büyüklüğüne bakılmaksızın önerilmektedir.

*As you can see at the technical drawing below, for gear units with **M4** (mounting positions p. 34) mounting position, oil level is very high for proper lubrication of upper pinion gear and this leads to oil leakage from venting plug, because of foaming and expansion of oil at geared motors with ratios below 20.*

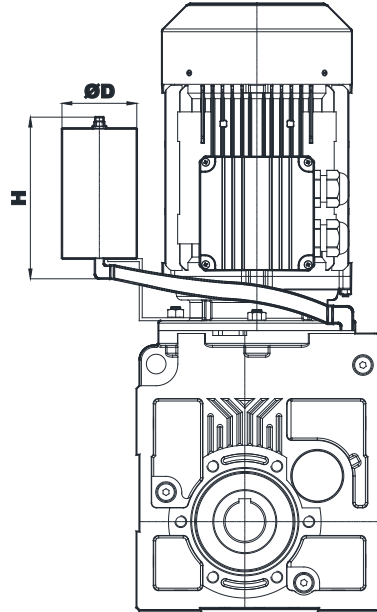
*We ; Yılmaz Redüktör, strongly recommend using expansion tank for **M4** mounting position for gear units K57, K67, K77 and K87 with total ratios (i) below 20, to prevent this. You can find the recommended dimensions of expansion tanks below.*

*If your gear units total ratio (i) is below 20 and input speed is higher than 1800 rpm we recommend using of expansion tank for all gear unit sizes for **M4** mounting position.*


Wie in der folgenden technischen Zeichnung dargestellt ist, sollte der Ölstand auf der gleichen Höhe der ersten Getriebestufe sein, um eine ausreichende Schmierung des oberen Zahnrads bei der **M4** Bauform (s. Seite 34) sicher zu stellen. Aufgrund dieses hohen Ölstands bildet sich Ölschaum aus, welcher aus der Entlüftungsschraube austritt.

Um das verhindern zu müssen, empfiehlt Yılmaz Redüktör bei allen K-Serie Getrieben ab Getriebebaugröße K57 mit niedrigen Übersetzungen (i<20) einen Ölausgleichsbehälter bei der **M4** Bauform einzusetzen. Die empfohlenen Dimensionen des Ölausgleichsbehälters sind in der unteren Tabelle angegeben.

Bei Getrieben mit Übersetzungen (i<20) und bei Motor-Eingangsdrehzahlen >1800 min⁻¹ empfiehlt Yılmaz Redüktör einen Ölausgleichsbehälter unabhängig von der Getriebebaugröße einzusetzen.



| Gövde Büyüklüğü Housing Size Gehäusegröße | Genleşme Tankı Expansion Tank Ölausgleichsbehälter | D [mm] | H [mm] | Ağırlık Weight Gewicht [kg] |
|---|--|-----------|-----------|--------------------------------------|
| K57.. | G1 | 100 | 150 | 4 |
| K67.. , K77.. | G2 | 150 | 250 | 5 |
| K87.. | G3 | 180 | 400 | 9 |



Genel Bilgiler

General Information


Einführung



Kalasanati.com

Yağ Tipleri / Oil Types / Schmierstoffe

| Yağ Cinsi Lubricant Art des Schmierers | DIN 51517-3 | Çevre Sıcaklığı (°C) Ambient Temperature (°C) Umgebungstemperatur (°C) | | ISO VG | Aral | Beyond Petroleum | Castrol | Klüber Lubrication | Mobil | Shell | Total |
|--|----------------|--|---|-----------|------------------|-----------------------|------------------------------|----------------------------|-------------------------|----------------------------|------------------------------|
| | | Daldırma Yağlama Dip Lubrication Tauchschrmer. | Basınçlı Yağlama Forced Lubrication Druckschrmer. | | | | | | | | |
| Mineral Yağlar Mineral Oil Mineralöl | CLP | 0 ... +50 | - | 680 | Degol BG 680 | Energol GR-XP 680 | Alpha SP 680 | Klüberoil GEM 1-680 N | Mobilgear 600 XP 680 | Omala S2 GX 680 | Carter EP 680 |
| | | -5 ... +45 | - | 460 | Degol BG 460 | Energol GR-XP 460 | Alpha SP 460 | Klüberoil GEM 1-460 N | Mobilgear 600 XP 460 | Omala S2 GX 460 | Carter EP 460 |
| | | -10 ... +40 | +15 ... +40 | 320 | Degol BG 320 | Energol GR-XP 320 | Alpha SP 320 | Klüberoil GEM 1-320 N | Mobilgear 600 XP 320 | Omala S2 GX 320 | Carter EP 320 |
| | | -15 ... +30 | +10 ... +30 | 220 | Degol BG 220 | Energol GR-XP 220 | Alpha SP 220 | Klüberoil GEM 1-220 N | Mobilgear 600 XP 220 | Omala S2 GX 220 | Carter EP 220 |
| | | -20 ... +20 | +5 ... +20 | 150 | Degol BG 150 | Energol GR-XP 150 | Alpha SP 150 | Klüberoil GEM 1-150 N | Mobilgear 600 XP 150 | Omala S2 GX 150 | Carter EP 150 |
| | | -25 ... +10 | +3 ... +10 | 100 | Degol BG 100 | Energol GR-XP 100 | Alpha SP 100 | Klüberoil GEM 1-100 N | Mobilgear 600 XP 100 | Omala S2 GX 100 | Carter EP 100 |
| Sentetik Yağlar Synthetic Oil Synthetisches Öl | CLP PG | -10 ... +60 | - | 680 | Degol GS 680 | Energyn SG-XP 680 | - | Klübersynth GH 6 -680 | Mobil Glygoyle 680 | Omala S4 WE 680 | Carter SY 680 |
| | | -20 ... +50 | - | 460 | Degol GS 460 | Energyn SG-XP 460 | Aphasyn PG 460 | Klübersynth GH 6 -460 | Mobil Glygoyle 460 | Omala S4 WE 460 | Carter SY 460 |
| | | -25 ... +40 | +5 ... +40 | 320 | Degol GS 320 | Energyn SG-XP 320 | Aphasyn PG 320 | Klübersynth GH 6 -320 | Mobil Glygoyle 320 | Omala S4 WE 320 | Carter SY 320 |
| | | -30 ... +30 | 0 ... +30 | 220 | Degol GS 220 | Energyn SG-XP 220 | Aphasyn PG 220 | Klübersynth GH 6 -220 | Mobil Glygoyle 30 | Omala S4 WE 220 | Carter SY 220 |
| | | -35 ... +20 | -5 ... +20 | 150 | Degol GS 150 | Energyn SG-XP 150 | Aphasyn PG 150 | Klübersynth GH 6 -150 | Mobil Glygoyle 22 | Omala S4 WE 150 | Carter SY 150 |
| | | -40 ... +10 | -8 ... +10 | 100 | - | - | - | Klübersynth GH 6 -100 | Mobil Glygoyle 100 | - | - |
| | CLP HC | -10 ... +60 | - | 680 | - | - | - | Klübersynth GEM 4-680 N | Mobil SHC Gear 680 | Omala S4 GXV 680 | Carter SH 680 |
| | | -20 ... +50 | - | 460 | Degol PAS 460 | Energyn EP-XF 460 | Alphasyn T 460 | Klübersynth GEM 4-460 N | Mobil SHC Gear 460 | Omala S4 GXV 460 | Carter SH 460 |
| | | -25 ... +40 | +5 ... +40 | 320 | Degol PAS 320 | Energyn EP-XF 320 | Alphasyn T 320 | Klübersynth GEM 4-320 N | Mobil SHC Gear 320 | Omala S4 GXV 320 | Carter SH 320 |
| | | -30 ... +30 | 0 ... +30 | 220 | Degol PAS 220 | Energyn EP-XF 220 | Alphasyn T 220 | Klübersynth GEM 4-220 N | Mobil SHC Gear 220 | Omala S4 GXV 220 | Carter SH 220 |
| | | -35 ... +20 | -5 ... +20 | 150 | Degol PAS 150 | Energyn EP-XF 150 | Alphasyn T 150 | Klübersynth GEM 4-150 N | Mobil SHC Gear 150 | Omala S4 GXV 150 | Carter SH 150 |
| | | -40 ... +10 | -8 ... +10 | 100 | - | - | - | Klübersynth GEM 4-100 N | Mobil SHC 627 | Omala S4 GXV 100 | - |
| Gıda Uyumlu Yağ Food Grade Oil Lebensmittelöl | CLP NSF H1 | -15 ... +25 | +5 ... +25 | 220 | - | - | Optileb GT 220 | Klüberoil 4 UH1-220 N | Mobil SHC Cibus 220 | Cassida Fluid GL-220 | Nevastane SL 220 |
| Çevre Dostu Yağ Biodegradable Oil Biologisch abbaubares Öl | CLP E | -25 ... +40 | +5 ... +40 | 320 | - | - | Tribol BioTop 1418-320 | Klübersynth GEM 2-320 | - | - | Carter Bio 320 |
| Mineral Gresler [-20 +120 °C Çalışma Sıcaklığı] Mineral Grease [-20 +120 °C Working Temperature] Mineral-Fett [-20 +120 °C Betriebstemperatur] | | | | | Aralub HL3 | Energrease LS 3 | Spheerol AP3 | Centoplex 2 EP | Mobilux EP 3 | Gadus S2 V100 3 | Multis Complex EP 2 |
| Sentetik Gresler [-30 +100 °C Çalışma Sıcaklığı] Synthetic Grease [-30 +100 °C Working Temperature] Synthetisches Fett [-30 +100 °C Betriebstemperatur] | | | | | - | Energrease SY 2202 | - | Petamo GHY 133 N | Mobiltemp SHC 100 | Gadus S5 V100 2 | Multis Complex SHD 220 |



Genel Bilgiler

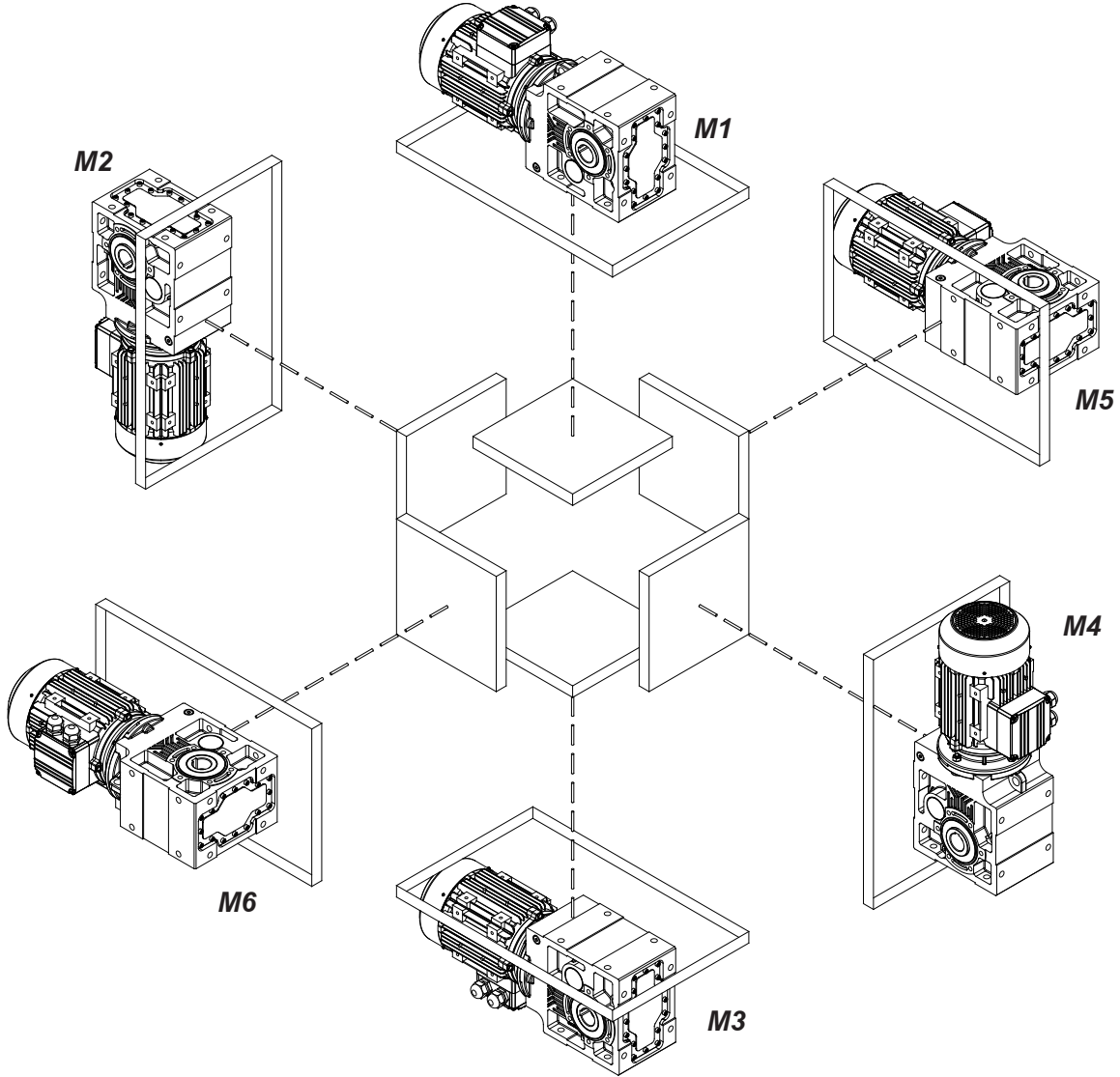
General Information

Einführung




Kalasanati.com

Montaj Pozisyonları / Mounting Positions / Bauformen



M1....M6 'ya kadar belirtilen montaj pozisyonları redüktörün duruş yönü referans alınarak belirlenmiştir. Montaj yüzeyleri bağlayıcı değildir.
Figured mounting positions of M1 to M6 are determined as reference of directional position of the gearbox. Mounting surfaces are not binding.
Dargestellte Montagepositionen M1 bis M6 wurden nach der Stehrichtung von Getriebe bestimmt. Montageoberflächen sind unverbindlich.



Genel Bilgiler

General Information

Einführung

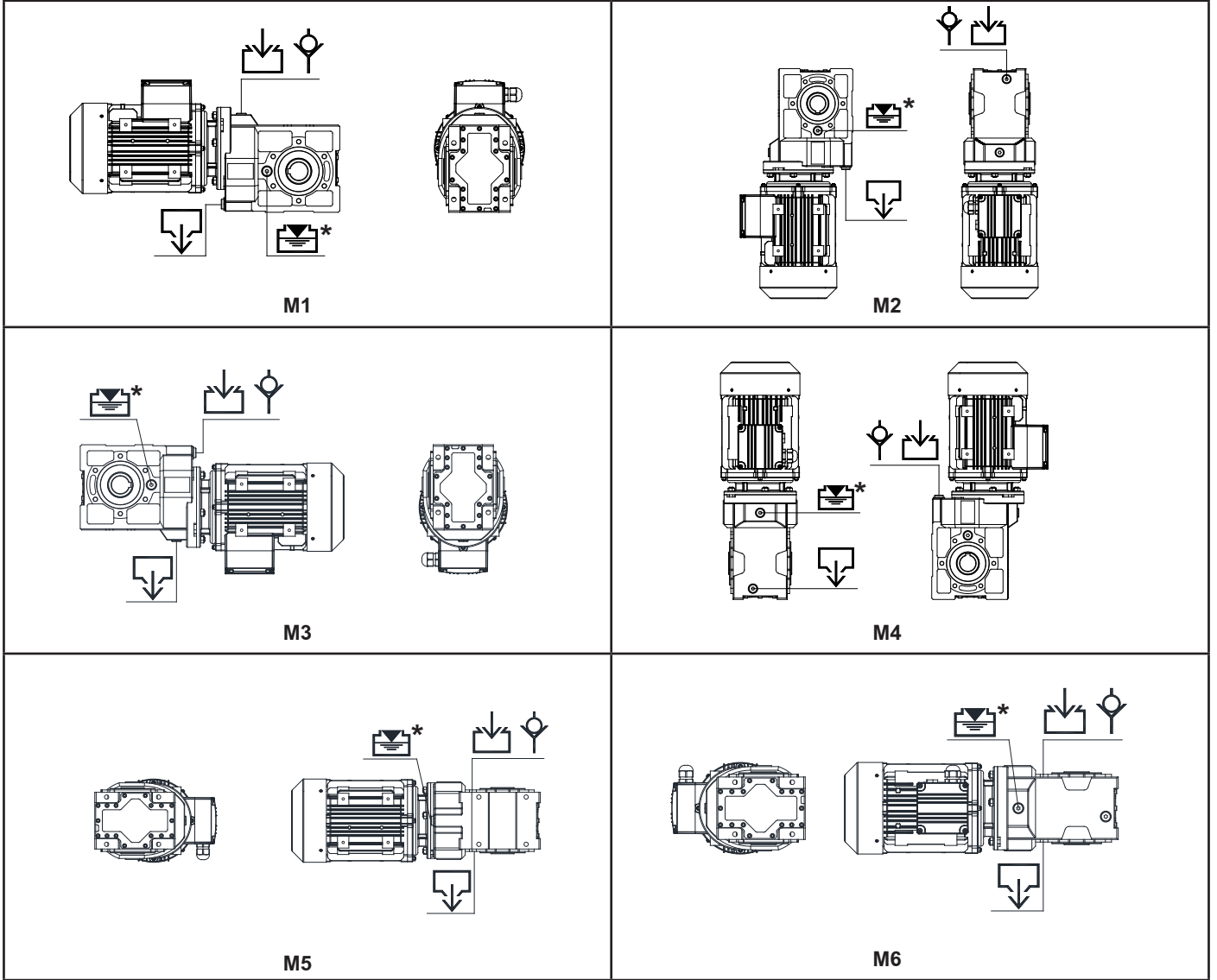


Kalasanati.com

K.00. - K.20. İki - Üç Kademeli Helisel-Konik Dişli Redüktörler Yağ Seviye Tapaları

K.00. - K.20. Two - Three Stage Helical-Bevel Geared Gearboxes Oil Level Plugs

K.00. - K.20. Zwei-Dreistufige Stirn-Kegelradgetriebe Ölverschlußschrauben



* : K002 ve K003'de bu tapa yoktur. Lütfen yağ miktarına göre yağ koyunuz.

* : For K002 and K003 this plug doesn't exist. Please refer to oil quantities.

* : Bei K002 und K003 existiert diese Ölstands-schraube nicht. Bitte nach Ölmenge füllen.

Yağ Miktarları (lt) / Oil Quantities (lt) / Ölmengen (Liter)

| Tip / Type / Typ | M1 | M2 | M3 | M4 | M5 | M6 |
|------------------|------|------|------|-----|------|------|
| K.002 | 0,3 | 0,6 | 0,5 | 0,8 | 0,65 | 0,65 |
| K.003 | 0,3 | 0,6 | 0,5 | 0,8 | 0,65 | 0,65 |
| K.102 | 0,55 | 0,8 | 0,85 | 1,1 | 0,8 | 0,8 |
| K.103 | 0,5 | 0,7 | 0,8 | 1,0 | 0,8 | 0,8 |
| K.202 | 1,0 | 1,35 | 1,5 | 1,7 | 1,4 | 1,4 |
| K.203 | 0,9 | 1,25 | 1,4 | 1,6 | 1,3 | 1,3 |

Semboller :

Symbols :

Symbole :

: Yağ boşaltma

: Drain plug

: Ölauslass

: Yağ doldurma

: Oil filling

: Ölfüllung

: Havalandırma


: Vent plug

: Entlüftungsschraube

: Yağ seviyesi

: Oil level

: Ölstand



Genel Bilgiler

General Information

Einführung

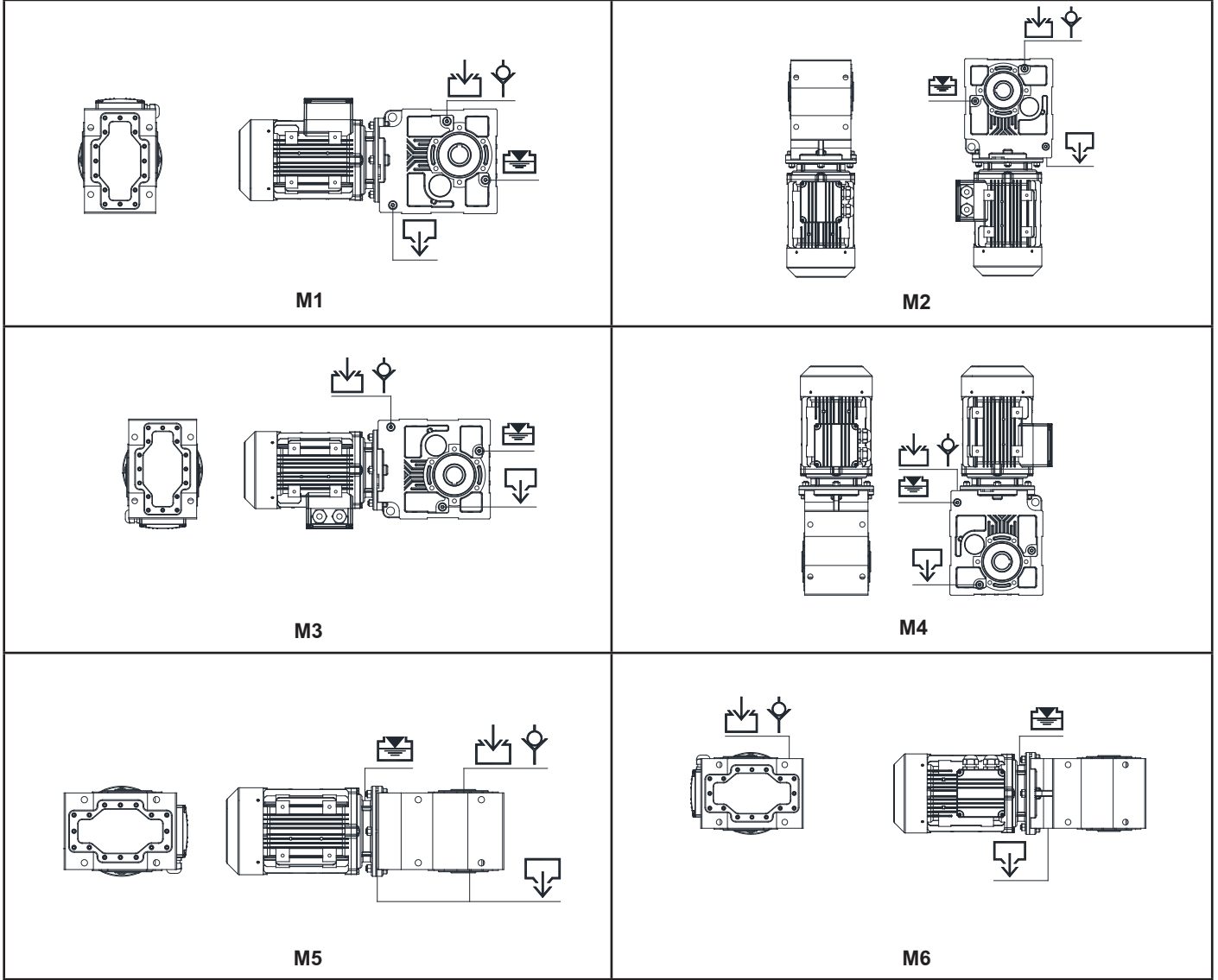


Kalasanati.com

K.273 - K.873 Üç Kademeli Helisel-Konik Dişli Redüktörler Yağ Seviye Tapaları

K.273 - K.873 Three Stage Helical-Bevel Geared Gearboxes Oil Level Plugs

K.273 - K.873 Dreistufig Stirn-Kegelradgetriebe Ölverschlußschrauben



Yağ Miktarları (lt) / Oil Quantities (lt) / Ölmengen (Liter)

| Tip / Type / Typ | M1 | M2 | M3 | M4 | M5 | M6 |
|------------------|------|------|------|------|------|------|
| K.273 | 0,8 | 1,8 | 2,2 | 2,3 | 1,4 | 1,5 |
| K.283 | 1,2 | 2,4 | 2,5 | 2,9 | 1,6 | 1,8 |
| K.373 | 1,4 | 3,3 | 3,4 | 4,0 | 1,9 | 2,2 |
| K.473 | 2,7 | 5,9 | 6,5 | 7,8 | 4,0 | 4,5 |
| K.573 | 4,1 | 9,0 | 9,7 | 11,5 | 5,5 | 6,6 |
| K.673 | 8,7 | 16,3 | 18,0 | 22,5 | 11,7 | 13,2 |
| K.773 | 13,0 | 28,0 | 30,0 | 35,0 | 18,0 | 20,0 |
| K.873 | 37,0 | 50,0 | 50,0 | 60,0 | 45,0 | 39,0 |

Semboller :

Symbols :

Symbole :



: Yağ boşaltma

: Drain plug

: Ölauslass



: Yağ doldurma

: Oil filling

: Ölfüllung



: Havalandırma

: Vent plug


: Entlüftungsschraube



: Yağ seviyesi

: Oil level

: Ölstand



Genel Bilgiler

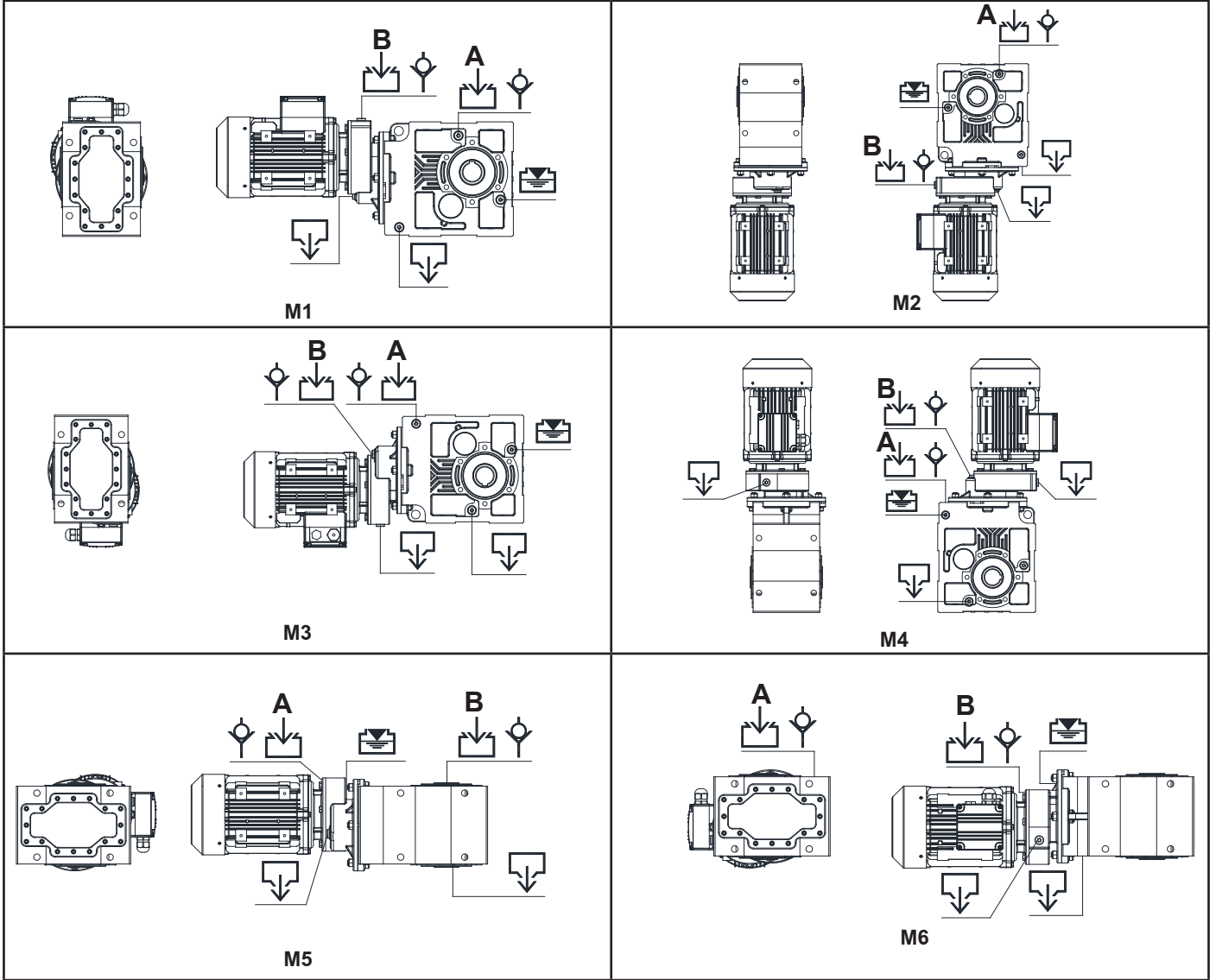
General Information

Einführung



Kalasanati.com


K.374 - K.874 Dört Kademeli Helisel-Konik Dişli Redüktörler Yağ Seviye Tapaları
K.374 - K.874 Four Stage Reduction Helical-Bevel Geared Gearboxes Oil Level Plugs
K.374 - K.874 Vierstufig Stirn-Kegelradgetriebe Ölverschlußsschrauben





Yağ Miktarları (lt) / Oil Quantities (lt) / Ölmengen (Liter)


| Tip / Type / Typ | M1 A / B | M2 A / B | M3 A / B | M4 A / B | M5 A / B | M6 A / B |
|------------------|-------------|-------------|-------------|-------------|-------------|-------------|
| K.284 | 1,2 / 0,20 | 2,4 / 0,20 | 2,5 / 0,20 | 2,9 / 0,20 | 1,6 / 0,20 | 1,8 / 0,20 |
| K.374 | 1,4 / 0,25 | 3,3 / 0,25 | 3,4 / 0,25 | 4,0 / 0,25 | 1,9 / 0,25 | 2,2 / 0,25 |
| K.474 | 2,7 / 0,4 | 5,9 / 0,4 | 6,5 / 0,4 | 7,8 / 0,4 | 4,0 / 0,4 | 4,0 / 0,4 |
| K.574 | 4,1 / 0,5 | 9,0 / 0,5 | 9,7 / 0,5 | 11,5 / 0,5 | 5,5 / 0,5 | 6,6 / 0,5 |
| K.674 | 8,7 / 0,9 | 16,3 / 0,9 | 18,0 / 0,9 | 22,5 / 0,9 | 11,7 / 0,9 | 13,2 / 0,9 |
| K.774 | 13,0 / 1,0 | 28,0 / 1,0 | 30,0 / 1,0 | 35,0 / 1,0 | 18,0 / 1,0 | 20,0 / 1,0 |
| K.874 | 37,0 / 2,2 | 50,0 / 2,2 | 50,0 / 2,2 | 60,0 / 2,2 | 45,0 / 2,2 | 39,0 / 2,2 |


Semboller :
Symbols :
Symbole :

 : Yağ boşaltma
: Drain plug
: Ölauslass

 : Yağ doldurma
: Oil filling
: Öfüllung

 : Havalandırma
: Vent plug
: Entlüftungsschraube

 : Yağ seviyesi
: Oil level
: Ölstand



Genel Bilgiler

General Information

Einführung

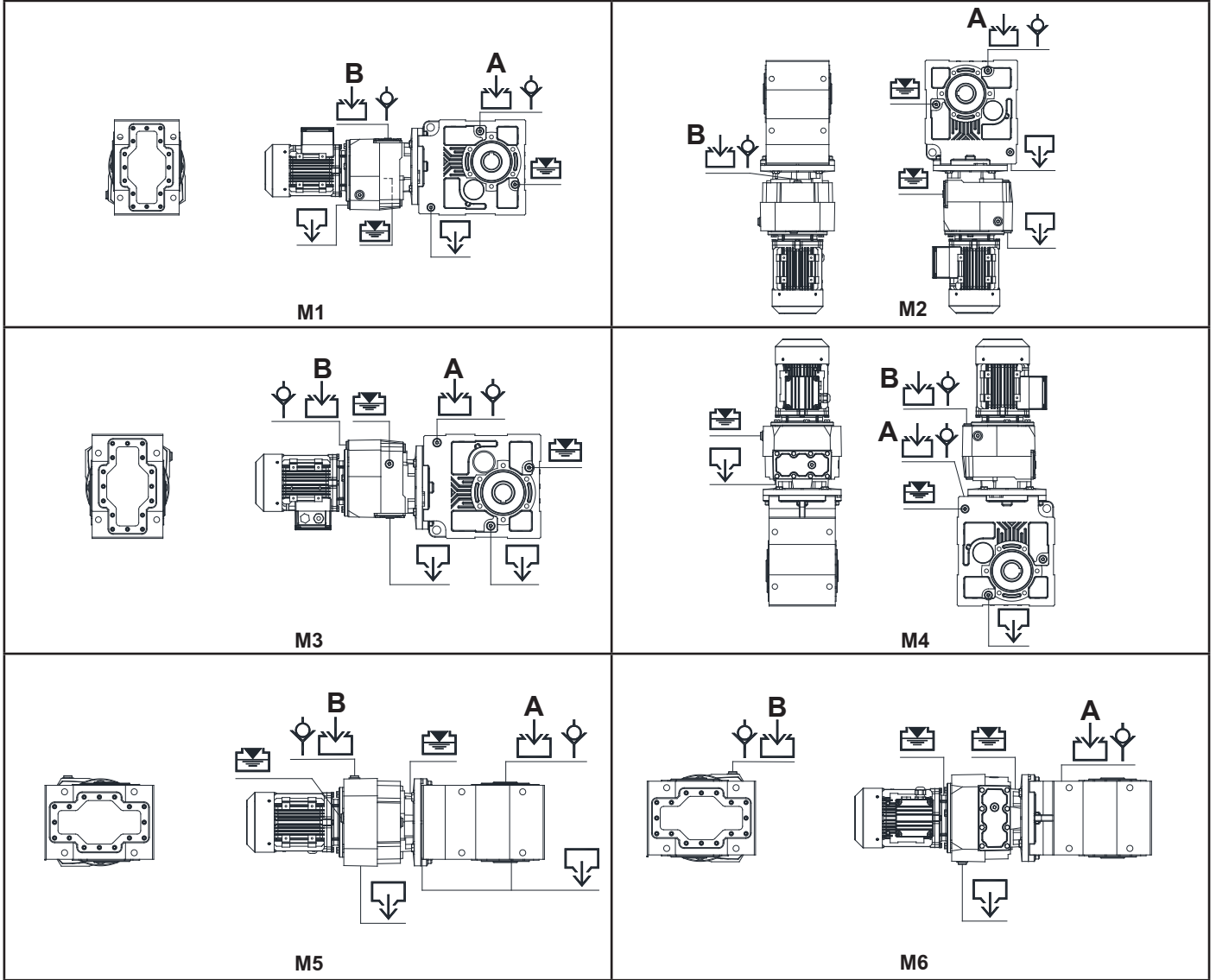


Kalasanati.com

K.27. - K.87. Beş-Altı Kademeli Helisel-Konik Dişli Redüktörler Yağ Seviye Tapaları

K.27. - K.87. Five-Six Stage Helical-Bevel Geared Gearboxes Oil Level Plugs

K.27. - K.87. Fünf-Sechsstufig Stirn-Kegelradgetriebe Ölverschlußschrauben



Yağ Miktarları (lt.) / Oil Quantities. (lt) / Ölmenegen (Liter)

| Tip / Type / Typ | M1 A / B | M2 A / B | M3 A / B | M4 A / B | M5 A / B | M6 A / B |
|------------------|-------------|-------------|-------------|-------------|-------------|-------------|
| K.275-276 | 0,8 / 0,4 | 1,8 / 0,6 | 2,2 / 0,5 | 2,3 / 0,6 | 1,4 / 0,5 | 1,5 / 0,5 |
| K.285-286 | 1,2 / 0,54 | 2,4 / 0,8 | 2,5 / 0,6 | 2,9 / 0,8 | 1,6 / 0,6 | 1,8 / 0,6 |
| K.375-376 | 1,4 / 0,65 | 3,3 / 0,95 | 3,4 / 0,7 | 4,0 / 0,95 | 1,9 / 0,7 | 2,2 / 0,7 |
| K.475-476 | 2,7 / 1,2 | 5,9 / 2,1 | 6,5 / 2,0 | 7,8 / 2,1 | 4,0 / 1,4 | 4,5 / 1,4 |
| K.575-576 | 4,1 / 1,2 | 9,0 / 2,1 | 9,7 / 2,0 | 11,5 / 2,1 | 5,5 / 1,4 | 6,6 / 1,4 |
| K.675-676 | 8,7 / 2,0 | 16,3 / 3,4 | 18,0 / 3,1 | 22,5 / 3,4 | 11,7 / 2,8 | 13,2 / 2,8 |
| K.775-776 | 13,0 / 2,0 | 28,0 / 3,4 | 30,0 / 3,1 | 35,0 / 3,4 | 18,0 / 2,8 | 20,0 / 2,8 |
| K.875-876 | 37,0 / 2,0 | 50,0 / 3,4 | 50,0 / 3,1 | 60,0 / 3,4 | 45,0 / 2,8 | 39,0 / 2,8 |

Semboller :

Symbols :

Symbole :



: Yağ boşaltma

: Drain plug

: Ölauslass



: Yağ doldurma

: Oil filling

: Ölfüllung



: Havalandırma

: Vent plug


: Entlüftungsschraube



: Yağ seviyesi

: Oil level

: Ölstand



Genel Bilgiler

General Information

Einführung



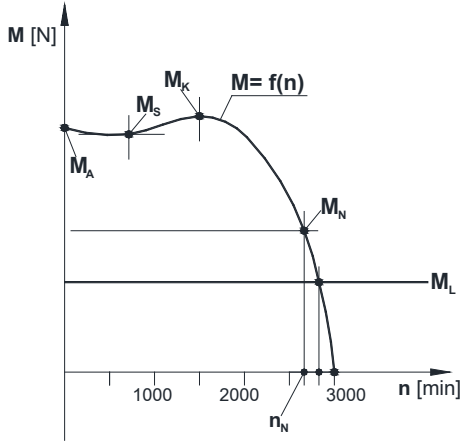
Kalasanati.com

MOTORLAR

AC Motorlar

a- Genel Özellikler:

Basit konstrüksiyonlu, bakım gerektirmez, güvenilirliği yüksek ve uygun fiyatlı olmaları nedeni ile trifaze asenkron motorlar en çok kullanılan motor cinsidir. Bu motorların çalışma karakteristikleri moment-hız eğrisi ile belirlenir. Aşağıda bu karakteristik eğrisine bir örnek verilmiştir.



Motorun her start yapılmasında bu eğriye uygun hareket eder ve yük momenti M_L ile bu eğrinin çakıştığı nokta, motorun çalışma anındaki moment ve devirini verir.

Statorun manyetik alanı senkron hızla n_s döner. Kutuplar arasındaki faz kayması 3 fazlı motorlarda 120° 'dir.

$$n_s = 120 \times \frac{f}{p_s}$$

f.....: şebeke frekansı [Hz]
p_s.....: statorun kutup sayısı

Rotorun değişken manyetik alanı rotorun statorun manyetik alanının dönüşü yönünde dönmeye başlamasını sağlar. Rotor bu hareketinde statorun manyetik alanını takip eder ama hiçbir zaman yakalayamaz. Rotor statorun manyetik alanının hızından yavaş döner. Rotorun bu hızına baz hız n_N denir. Yükün azalması rotorun hızının artmasını sağlar, aynı zamanda sapma azalır. Sapma aşağıdaki gibi belirlenmiştir:

$$s = \frac{n_s - n_N}{n_s} \times 100$$

Sapmanın miktarına göre motorun nominal değerlerinde şu farklılıklar olabilir.

Sapma s: $\pm 20\%$
Kalkış Akımı.....: $\pm 20\%$
Kalkış Momenti.....: $-15 / +25\%$
Kütle Atalet Momenti.....: $\pm 10\%$
Verim (37 kW'a kadar).....: $-0,15 (1-\eta)$

MOTORS

AC Motors

a- General Specifications:

On account of its simple and maintenance free construction, good reliability and price, the three phase squirrel cage motor is one of the most frequently employed electric motors. The run up behavior of a three phase squirrel cage motor is described by the torque-speed characteristic curve. An example is shown below.

M_A : Start momenti / Starting torque / Anlaufmoment

M_S : Demeraj momenti / Pull-up torque / Anziehungsmoment

M_K : Frenleme momenti / Pull-out torque / Bremsmoment

M_N : Motorun ilettiği moment / Motor rated torque / Treibmoment

M_L : Yük momenti / Load torque / Lastmoment

The motor follows this torque characteristics up to its stable operating point every time, when it is switched on. Operating point is that point, where the moment speed curve intersects with load torque M_L line.

The magnetic field in the stator rotates at a synchronous speed n_s . Phase shift of each pole is 120° at 3 phase motors.

$$n_s = 120 \times \frac{f}{p_s}$$

f.....: supply frequency [Hz]
p_s.....: number of stator poles

Because of the alternating magnetic field in the rotor, the rotor starts running in the same direction of the stator flux and tries to catch up with the rotating flux. The rotor never catches up the stator field. The rotor runs slower than the speed of the stator field. This speed is called the base speed n_N .

A decrease in load will cause the rotor to speed up or decrease slip. The slip is defined as follows:

$$s = \frac{n_s - n_N}{n_s} \times 100$$

According to the slip, the nominal values of the electric motor can alter as follows:

Slip s: $\pm 20\%$
Starting current: $\pm 20\%$
Starting torque: $-15 / +25\%$
Moment of inertia.....: $\pm 10\%$
Efficiency (up to 37 kW).....: $-0,15 (1-\eta)$

MOTOREN

Drehstrommotoren:

a- Allgemeine Eigenschaften

Wegen die wartungsarme und leichte Konstruktion, hohe Sicherheit bei Nutzung und günstige Preise werden die asynchrone Drehstrommotoren am meisten benutzt. Motoranlaufverhalten wird mit Moment-Drehzahl-Kurve charakterisiert. Ein Beispiel ist unten angegeben.

Der Drehstrommotor läuft diese Kurve bei jedem Anlauf, bis dem stabilen Betriebspunkt erreicht wird. Betriebspunkt ist der Zustand, bei dem die Moment-Drehzahl-Kurve sich mit der Linie von erforderlichen Moment M_L schneidet.

Magnetisches Feld von Stator dreht sich mit synchroner Geschwindigkeit n_s . Phasenverschiebung von den Polen ist 120° bei 3phasigen Drehstrommotoren.

$$n_s = 120 \times \frac{f}{p_s}$$


f.....: Frequenz der Spannung [Hz]
p_s.....: Anzahl der Polen von Stator

Durch das magnetische Wechselfeld in den Rotor, beginnt der Rotor sich in der gleichen Richtung des Statorflusses zu drehen und versucht diese Bewegung aufzuholen. Der Rotor kann das Statorfeld nie aufholen. Die Rotorgeschwindigkeit nennt man Basisgeschwindigkeit n_N . Eine Abnahme der Belastung bewirkt, dass der Rotor sich beschleunigt und der Schlupf sich verringert. Der Schlupf wird wie folgt definiert:

$$s = \frac{n_s - n_N}{n_s} \times 100$$

Für die nominale Werte der Drehstrommotoren sind folgende Abweichungen zulässig:

Schlupf s: $\pm 20\%$
Anzugsstrom: $\pm 20\%$
Anzugsmoment: $-15 / +25\%$
Massenträgheitsmoment: $\pm 10\%$
Wirkungsgrad (bis 37 kW).....: $-0,15 (1-\eta)$



Genel Bilgiler

General Information

Einführung



Kalasanati.com

b- Çalışma Türleri

Katalogta verilen tüm redüktörlerin motorları S1 çalışma türüne uygun verilmektedir. Diğer çalışma türleri aşağıdaki tabloda gösterilmiştir.


b-Modes of Operation

All motors of the catalogue have been laid out for duty S1 (continuous operation). Other duty types are given on the following table.

b-Betriebsarten

Die im Katalog angeführten Motoren sind für Betriebsart S1 (Dauerbetrieb) ausgelegt. Andere Betriebsarten sind unten angegeben.

| Çalışma Türü Operation Betriebsarten | Açıklama Explanation Erläuterung | Yük Grafiği Load Graphic Lastverläufe |
|--|---|---|
| S1 | Sabit yükte sürekli çalışma Continuous operation under constant load Dauerbetrieb mit konstanter Belastung | |
| S2 | Sabit yükte kısa süreli çalışma Short-time duty under constant load Kurzbetrieb mit konstanter Belastung | |
| S3 | Yolvermede sıcaklık artımı olmadan periyodik çalışma Periodic duty without influence of start-up on temperature Aussetzbetrieb ohne Einfluß des Anlaufens auf die Temperatur | |
| S4 | Yolvermede sıcaklık artımı olan periyodik çalışma Periodic duty with influence of start up on temperature Aussetzbetrieb mit Einfluß des Anlaufens auf die Temperatur | |
| S5 | Yolvermede ve frenlemede sıcaklık artımlı periyodik çalışma Periodic duty with influence of startup and braking on temp. Aussetzbetrieb mit Einfluß des Anlaufens / Bremsung auf die Temp. | |
| S6 | Sürekli orta darbeleri çalışma Continuous operation with intermittent loading Durchlaufbetrieb mit Aussetzungsbelastung | |
| S7 | Elektriksel frenlemeli sürekli orta darbeleri çalışma Continuous operation with intermittent loading and braking Ununterbrochener Betrieb mit Anlauf und Bremsung | |
| S8 | Devir ve yük değişimli sürekli çalışma Continuous operation duty type with related load-speed changes Ununterbrochener periodischer Betrieb mit Drehzahländerung | |



Genel Bilgiler

General Information

Einführung



Kalasanati.com

c- Koruma Sınıfı:

Yılmaz Redüktörde standart olarak IP54 (IEC 34-5) koruma sınıfı motorlar kullanılmaktadır. Diğer koruma sınıfları istendiğinde firmamıza danışınız.

d- İzolasyon Sınıfı:

Yılmaz Redüktörde kullanılan standart izolasyon sınıfı F (IEC 317-8) dir. İstek üzerine H sınıfı yapılabilmektedir.

e- Verim Sınıfları:

Üç fazlı az gerilim asenkron motorların verim sınıfı ölçümü IEC 60034-2-1:2007 normu ile belirlenmiştir. Yeni IE verim sınıfı 0,75 kW'tan 375 kW'a kadar güç aralığında çalışan AC motorlar için geçerlidir. EFF verim sınıfından farklı olarak IE verim sınıfı 6 kutup sayılı motorlar içinde kullanılabilir. Aşağıda verim sınıfları sıralanmıştır. Bölgeler dışında verim sınıfı zorunlulukları ülkelere göre farklılık gösterebilir. Lütfen firmamıza danışınız. Başka ürünlere entegre olmuş ve bu nedenle motorun veriminin bağımsız belirlenemediği sistemlerde (redüktör pompa gibi) verim sınıflandırması geçerli değildir.

c- Protection Class:

Yılmaz Redüktör uses IP54 (IEC 34-5) protection class electric motors for standard products. If different kind of protection class is requested please contact us.

d- Insulation Class:

Yılmaz Redüktör uses F (IEC 317-8) insulation class electric motors for standard products. H insulation class is available upon request.

e- Efficiency Classes:

The method for measuring the efficiency of low voltage three-phase asynchronous motors was revised with the new IEC 60034-2-1:2007 standard. The new IE classes is valid for AC Motors in power range from 0,75 to 375 kW. Unlike the EFF classes IE classes can be used for 6-pole AC motors. Bellow is the table of efficiency classes. The instructions for efficiency classes can differ from country to country. Please contact with us for more information. For the motors, which are fully integrated into a product (for example gear, pump) so their energy efficiency can not be recognized independently, the requirements of efficiency are not valid in Europe.

c- Schutzarten:

Yılmaz Redüktör Getriebemotoren werden serienmäßig mit Schutzart IP54 (IEC34-5) ausgeführt. Für andere Schutzarten bitte rückfragen.

d- Isolationsklasse:


Yılmaz Redüktör Getriebemotoren werden serienmäßig in Wärmeklasse F (IEC317-8) ausgeführt. H Wärmeklasse ist möglich auf Kundenwunsch.

e- Energieeffizienzklassen:

Die Methode für Messung die Effizienz von drei phasigen gering Spannung Asynchronmotoren hat neu mit IEC 60034-2-1:2007 Norm festgestellt. Die neue IE-Klassen gelten für alle Drehstrommotoren im Leistungsbereich von 0,75 bis 375 kW. Anders als EFF-Klassen die IE-Klassen können auch für 6-polige Drehstrommotoren verwendet werden. Unten steht die Tabelle der Effizienzklassen. Die Richtlinien für Effizienzklassen können sich je nach dem Land unterscheiden. Bitte mit unserem Firma Kontakt aufnehmen. Für die Motoren, die vollständig in ein Produkt (zum Beispiel Getriebe, Pumpe) eingebaut sind und deren Energieeffizienz nicht unabhängig von diesem Produkt erfasst werden kann, gelten in Europa die Anforderungen der Effizienzklassen nicht.

| Verim Sınıfları Efficiency Classes Energieeffizienzklassen | | | 4 Kutuplu Motor Verim Değeri Hesabı Calculating Efficiency Values of Motors with 4 Poles Berechnung der Wirkungsgrade von Elektromotoren mit 4 Polen | |
|--|-------|--|--|---|
| IE1 | EFF 2 | Standart Verim Standart Efficiency Standarte Energieeffizienz | A=0,5234 B=-5,0499 C=17,4180 D=74,3171 | $\eta_{Mn} = A \times [\log_{10}(P_L)] + B \times [\log_{10}(P_L)]^2 + C \times \log_{10}(P_L) + D$ <p>P_L :Anma Yüğü [kW] / Nominal Load [kW] / Nennlast [kW]</p> <p>η_{Mn} :Nominal verim / Nominal Efficiency [kW] / Sollwirkungsgrad</p> |
| IE2 | EFF 1 | Yüksek Verim High Efficiency Hohe Energieeffizienz | A=0,0278 B=-1,9247 C=10,4395 D=80,9761 | |
| IE3 | - | Premium Verim Premium Efficiency Premium Energieeffizienz | A=0,0773 B=-1,8951 C=9,2984 D=83,7025 | |
| IE4 | - | Süper Premium Verim Super Premium Efficiency Super Premium Energieeffizienz | - | |

| 4 Kutuplu Motor Verim Değeri Efficiency Values of Motor with 4 poles Sollwirkungsgrad des Motors mit 4 Polen | Anma Yüğü [kW] Nominal Load [kW] Nennlast [kW] | Verim Sınıfı / Efficiency Class / Energieeffizienzklassen | | |
|--|--|---|--------|--------|
| | | IE1 | IE2 | IE3 |
| | 0,75 | 72,1 % | 79,6 % | 82,5 % |
| | 1,5 | 77,2 % | 82,8 % | 85,3 % |
| | 3 | 81,5 % | 85,5 % | 87,7 % |
| | 7,5 | 86 % | 88,7 % | 90,4 % |
| | 15 | 88,7 % | 90,6 % | 92,1 % |
| | 22 | 89,9 % | 91,6 % | 93 % |
| | 37 | 91,2 % | 92,7 % | 93,9 % |
| | 45 | 91,7 % | 93,1 % | 94,2 % |
| | 75 | 92,7 % | 94 % | 95 % |
| | 90 | 93 % | 94,2 % | 95,2 % |
| | 330 | 94 % | 95,1 % | 96 % |



Genel Bilgiler

General Information

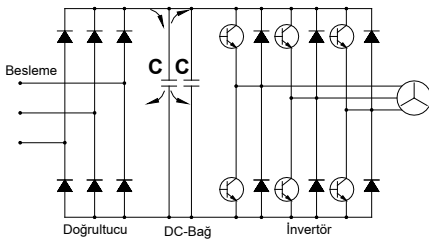
Einführung



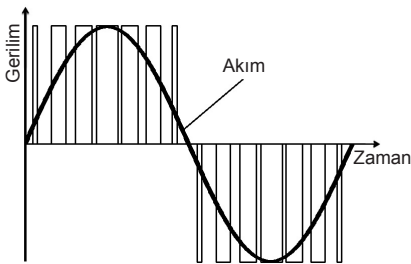
Kalasanati.com

f- AC Frekans Invertörler

Doğru Akımı (DC), alternatif akıma (AC) çeviren elektronik çeviricilere invertör denilmektedir. AC motorlar için elektronik hız kontrol cihazları genellikle AC giriş akımını doğrultucu diyotlarla DC akıma çevirir ve daha sonra çevirici diyotlar vasıtasıyla bu akımı tekrar AC akıma çevirir. Doğrultucu diyotlar ile çevirici diyotlar arasındaki bağlantı DC-bağ olarak tanımlanmaktadır. DC kontrol cihazının (genellikle invertör olarak isimlendirilir) elektriksel blok şeması aşağıda verilmiştir.

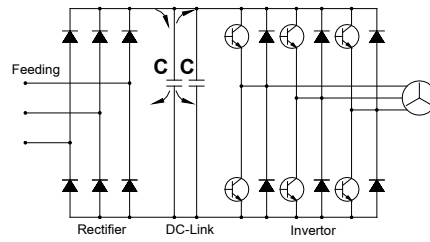


Tam dalga doğrultucuları besleyen üç faz besleme akımı DC-bağ kapasitörlerine iletilir. Kapasitörler voltajdaki dalgalanmaları azaltır ve kısa süreli ağıdaki akım kesintilerinde enerji sağlar. Kapasitörlerdeki voltaj kontrolsüzdür ve gelen AC akımın pik akım değerlerine bağlıdır. DC akım tekrar AC akıma, Puls genişliği modülasyonu (PWM) kullanılarak çevrilir. İstenen dalga formu, sabit bir frekansta (Puls frekansında), çıkış transistörlerinin (İzole edilmiş geçit Bipolar transistörleri; IGBT'ler) açılıp kapatılması ile oluşturulur. IGBT'lerin açma kapama zamanlarının değişimi ile istenen akım oluşturulabilir. Çıkış voltajı bir seri kare dalga pulslardır ve motor sargılarının indüktansı ile sinusoidal bir motor akımı oluşur. Puls genişliği modülasyonu aşağıda gösterilmiştir.

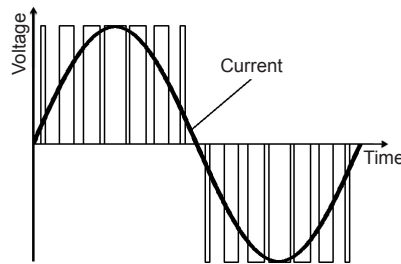


f- AC Frequency Inverters

An electronic converter is a device which converts Direct Current (DC) to Alternating Current (AC) is known as an inverter. Electronic speed controllers for AC motors usually convert the AC supply to DC using a rectifier, and then convert it back to a variable frequency, variable voltage AC supply using an inverter bridge. The connection between the rectifier and inverter is called the DC link. The block diagram of a speed controller (often called an inverter) is shown below.

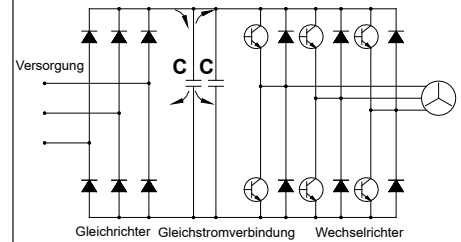


The three phase supply is fed into a full wave rectifier which supplies the DC link capacitors. The capacitors reduce the voltage ripple (especially on single supplies) and supply energy for short mains breaks. The voltage on the capacitors is uncontrolled and depends on the peak AC supply voltage. The DC voltage is converted back to AC using Pulse Width Modulation (PWM). The desired waveform is built up by switching the output transistors (Insulated Gate Bipolar Transistors; IGBTs) on and off at a fixed frequency (the switching frequency). By varying the on and off time of the IGBTs the desired current can be generated. The output voltage is still a series of square wave pulses and the inductance of the motor windings results in a sinusoidal motor current. Pulse Width Modulation is shown in the figure below.

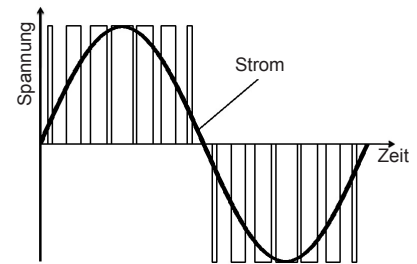



f- AC Frequenz Umrichter

Ein elektronischer Wandler, der den Gleichstrom (DC) in Wechselstrom (AC) umwandelt, wird als Umrichter bezeichnet. Ein Frequenzumrichter benutzt einen ungesteuerten Eingangsgleichrichter, um die Netzspannung in Gleichspannung umzuwandeln. Diese wird dann in den Zwischenkreiskondensatoren gespeichert. An diesem Gleichspannungszwischenkreis ist ein Wechselrichter angeschlossen. Dieser Wechselrichter erzeugt am Ausgang eine variable Frequenz und eine variable Spannung. Der Anschluss zwischen dem Gleichrichter und dem Wechselrichter nennt man Gleichstromverbindung. Das Blockschaltbild von diesem System wurde unten dargestellt:



Auch bei dreiphasiger Versorgung wird die gleichrichtete Netzspannung den Zwischenkreiskondensatoren zugeführt. Die Kondensatoren reduzieren die Oberwelligkeit der Spannung (was besonders bei einphasiger Versorgung entscheidend ist) und liefern Energie, die kurze Unterbrechungen der Netzstromversorgung ermöglicht. Die Spannung der Kondensatoren ist vom Spitzenwert der Wechselspannung abhängig. Die Gleichspannung wird im Wechselrichter durch Pulsweitenmodulation (PWM) in Wechselspannung umgewandelt. Die gewünschte Wellenform wird durch Ein- und Ausschalten der Ausgangstransistoren (IGBT's Isolierte Gate Bipolar Transistoren) mit einer festen Frequenz (der Pulsfrequenz) erzeugt. Der gewünschte Strom kann durch die Variation der Ein- und Ausschaltzeit der Ausgangstransistoren generiert werden. Die Ausgangsspannung ist dadurch eine Reihe von Spannungsimpulsen, die in Verbindung mit der Induktivität der Motorspulen zu einem sinusförmigen Motorstrom führt. Die Pulsweitenmodulation wird wie folgt dargestellt





Genel Bilgiler

General Information

Einführung



Kalasanati.com

DC MOTORLAR

a- Genel Özellikler

DC motorlar, elektronik parçalardaki gelişmeler nedeni ile yeni uygulama alanları bulmuştur. Daha önce çok pahalı olan ve ekonomik olmayan kontrol sistemlerinin yerini ucuz ve kompakt güç kontrol üniteleri almıştır. Yol vermenin kontrol altına alınabildiği, tork ve akım izlenebilirliği, aşırı yüklenmeye karşı elektronik koruma sağlanabilmesi ve daha birçok pahalı olmayan uygulamalar DC motorlarını cazip kılmaya başlamıştır.

b- DC Motorların Çalışma İlkeleri

DC motorlar için DC çıkış veren bir doğrultucuya ihtiyaç vardır. Motor armatür sargıları, alan sargıları, komutasyon sargıları ve kompanse sargılar olmak üzere rotorda ve statorda bulunan sargılardan oluşur. Rotora voltaj ve akım karbon fırçalar ve komutator sargılarla ulaştırılır. Bu karbon fırçalar aşındığından DC motorlar belirli periyotlarla bakıma alınmalıdır. İyi kontrol edilebilir özelliklerinden dolayı DC motorlar otomasyon teknolojisinde sıkça kullanılmaktadır.

c- DC Motor Çeşitleri

Temel olarak Şönt (Shunt) ve seri sargılı DC motorlar bulunmaktadır. Bu sargıların çeşidine göre moment eğrisi değişmektedir.

d- DC Motorlarda Hız Kontrolü

Bu motorlarda devir değişimi DC voltajın değiştirilmesi ile yapılır. Şönt sarımlı DC motorların sıfır yük ile maksimum yük arasındaki davranışı AC motorlara benzer. Devir artan yükte beraber düşer. Bu devir farkı ufak güçlü motorlarda büyük, büyük güçlü motorlarda ise ufaktır. Fakat bu hız farkı DC doğrultucu cihazda armatür voltajı ($I \times R$) ile oynanarak kompanse edilebilir. Hassas hız kontrol gereksinimi olduğunda, tako jeneratörler kullanılabilir. DC motorların gücü aşağıdaki formülden hesaplanır;

$$P_g = U \times I = \frac{P_c}{\eta}$$

P_g : Giriş gücü W
 P_c : Çıkış gücü W
 U : Armatür gerilimi V
 I : Armatür akımı A
 η : Motor verimi

DC MOTORS

a- General Specifications of DC Motors

DC drive systems have found new possible applications with the development of the electronic components sector. What was previously extremely expensive and in some cases not economically feasible is nowadays realized by miniaturised power converter technology. Additional functions such as guided startup after a predetermined time, torque and current monitoring with electronic protection against overloading, and many inexpensive special applications have made DC drive systems more attractive.

b- Operating principles of the DC Motors

The DC motor requires, a converter with DC output. The motor includes windings, such as armature, field, commutation and compensation windings, which are arranged in the stator as well as on rotor. Voltage and current are supplied to the rotor via the carbon brushes and the commutator. The carbon brushes are wearing parts therefore a DC motor requires maintenance at service intervals. While its good control properties, the DC motor is an essential item in automation technology.

c- Types of DC Motors

Depending on the wiring of the exciting winding or field winding, two basically different variants are regards torque speed characteristics may be distinguished.

d- Speed Control of DC motors

In DC motors the speed is adjusted by altering the DC voltage. DC shunt wounded motors behave similar to three phase induction motors between no load operation and maximum load. The speed drops with increasing loading of the motor. This difference is greater in small motors and smaller in larger motors. The speed difference can be compensated in the DC converter device by adjusting ($I \times R$). If great control accuracy is required, a speed control with measurement of the actual values by a tachogenerator can be used. The power of DC motor;

$$P_g = U \times I = \frac{P_c}{\eta}$$

P_g : Input Power W
 P_c : Output Power W
 U : Armature Voltage V
 I : Armature Current A
 η : Motor efficiency

DC MOTOREN

a- Eigenschaften von DC Motoren

Mit den Entwicklungen bei elektronischen Komponenten haben DC Motoren neue Anwendungsbereiche gefunden. Regelungssysteme, die früher sehr teuer und im manchen Anwendungsfällen ungünstig waren, sind jetzt kompakt und günstig. Bei den DC Motoren ist kontrolliertes Anlauf, Moment- und Stromüberwachung mit Überlastschutz möglich. Es gibt viele günstige Sonderanwendungen für diese Motoren. Wegen oben genannten Eigenschaften werden die DC Motoren immer mehr bei unterschiedlichen Anwendungen benutzt.

b- Funktionsprinzip der DC Motoren

Bei DC Motoren ist eine Kommutatorwicklung im Rotor angeordnet, während der magnetische Fluss vom Stator erzeugt wird. Dies kann wiederum mittels einer Erregerwicklung oder durch Permanentmagnete geschehen. Wie bei der Synchronmaschine wird durch das Erregerfeld in der Ankerwicklung eine Wechsellspannung, die bei der Gleichstrommaschine jedoch durch den mechanischen Kommutator und die darauf schleifenden Bürsten in eine Gleichspannung umgeformt wird, induziert.

c- Arten von DC Motoren


Es gibt zwei verschiedene Wicklungen, nämlich Shunt- und Serial-Wicklung. Das Drehmoment-Drehzahl-Verhältnis ist für beide Wicklungen unterschiedlich.

d- Drehzahl Kontrolle für DC Motoren

Drehzahl von DC Motoren kann man mit Steuerung der DC Spannung ändern. DC Motoren mit Shunt Wicklungen ist ähnlich zu drei phasen AC Motoren zwischen maximalen Last und ohne Last. Drehzahl wird mit der Last reduziert. Mit kleineren Motoren wird dieser Differenz höher mit größeren Motoren kleiner. Der Drehzahlunterschied kann geregelt werden mit ($I \times R$) Veränderung. Wenn eine genaue Kontrolle gebraucht, soll ein Tachogenerator benutzt werden. Leistung des DC Motors;

$$P_g = U \times I = \frac{P_c}{\eta}$$

P_g : Eingangsleistung W
 P_c : Ausgangsleistung W
 U : Ankerspannung V
 I : Ankerstrom A
 η : Wirkungsgrad des Motors



Genel Bilgiler

General Information

Einführung



Kalasanati.com

Elektromanyetik Frenler

Bu tip frenlerin iki sürtünme yüzeyi vardır. Fren torku, voltaj uygulanmadığı zaman yayların kuvveti ile oluşturulur. Fren elektromanyetik alanın oluşumu ile serbest kalır. Bobinin beslenmesi ile mıknatıslanan balata baskı pulu, elektromıknatısa doğru çekilir. Bu hareket yayları baskı altına alır ve rotor mili üzerine takılan çoklu kama üzerinde aksiyal yönde serbest hareket edebilen balata serbest kalır. Akım kesildiğinde yayların baskısıyla, balata baskı pulu fren balatasına doğru itilir ve bu hareket rotoru frenler.

Fren Çeşitleri

a) Soğutmasız tip frenler

Motor fanı çıkarılıp motor kapağı arkasına akupile edilerek kullanılan frenler; genellikle sıkça açılıp kapanmayan ve kısa zaman aralıklarında çalışan sistemlerde tercih edilir.

b) Soğutmalı tip frenler

Motor fanı çıkarılıp motor kapağı arkasına akupile edilen ve motorun mili uzatılarak fren ve motorun arkasına alınan fan sayesinde daimi bir hava sirkülasyonu sağlanarak kullanılan frenlerdir. Genellikle uzun süreli çalışan ve kapalı mekanlarda kullanılan sistemlerde tercih edilir.

c) Manuel kol sistemli frenler

Çalışma sistemi olarak her iki fren tipinde de kullanılabilir (soğutmalı veya soğutmasız). Özel durumlarda (elektrik kesilmesi; mekanik problemler) üzerinde bulunan bir kol vasıtası ile sistemi yay baskısından kurtararak serbest kalmasını sağlayan frenlerdir. Genellikle manuel olarak sistemin açılması gereken yerlerde (otomatik giriş kapıları, dış cepe boyama asansörleri v.b.) tercih edilir.

Fren çalışma voltajları

Elektromanyetik frenler 230V AC veya 400V AC beslemeli olarak sipariş edilebilir. Frenler DC fren olmaları nedeni ile besleme ile fren bobini arasında fren tipine bağlı olarak, yarım dalga, tam dalga doğrultucular veya trafolar kullanılır. Özel olarak belirtilmedikçe 230V beslemeli ve yarım dalga doğrultuculu frenler kullanılmaktadır. Özel durumlar için YILMAZ Redüktöre danışınız.

a) 230V AC ile beslenen frenler

Motor klemens kutusundan alınan 230V'luk AC besleme fren tipine bağlı olarak yarım dalga veya tam dalga doğrultucu ile fren bobininin voltajına düşürülür. Fren bobin DC voltajı etiketi üzerinde belirtilmiştir.

b) 400V AC ile beslenen DC frenler

Motor klemens kutusundan alınan 400V'luk AC besleme, yarım dalga doğrultucu ile fren bobininin voltajına düşürülür. Fren bobininin DC voltajı etiket üzerinde belirtilmiştir.

c) 24V DC Frenler

Kullanılan fren momentinin büyüklüğüne göre besleme transformatörü seçilir. Şebekeden veya motorun klemens kutusundan alınan besleme voltajı transformatörde 29 V'a çevrilen gerilim tam dalga doğrultuculardan geçerek 24V DC'ye çevrilir ve fren bobini beslenir.

Electromagnetic Brakes

This type of brakes has two friction surfaces. Brake torque is generated by springs when no voltage is applied. The brake is electromagnetically released. On exciting the electromagnet means of the current, the armature plate is pulled towards the electromagnet itself, thrust loading the pressure spring and enabling the friction disc which is axially movable on the key, to turn freely. When current fails, the pressured springs drive the armature plate towards the disc, thus braking the motor shaft.

Brake Types

a) Brakes without cooling

This type of brakes are assembled on the back cover of the electric motor. There is no fan on the backside. This brake type is mostly preferred in short working times and short working cycles.

b) Fan cooled brakes

This type of brakes are assembled on the back cover of electric motor by removing the electric motor fan. A fan is coupled to the backside of the brake by extending the rotor shaft of the electric motor. Fan cooled brakes are preferred in long working times and closed places without airflow.

c) Brakes with hand release

This brakes can be released by help of an arm. It can be applied to both of the above mentioned brakes and used in special cases (fail of electric current, mechanical problems etc.) These brakes are mostly preferred if operation (re-lasing) without a current is needed (automatic controlled doors, gates, building wall painting elevators etc.).

Working Voltages

Electromagnetic brakes can be ordered with 230V AC or 400V AC supply voltage. The coil of brakes needs DC voltage and therefore depending on brake type a half wave, a full wave rectifier or transformer should be used between supply and coil voltage. As standard the brakes will be delivered with 230V supply voltage and half wave rectifier, if there is no special request. For special cases please contact YILMAZ Redüktor.

a) Brakes with 230V supply voltage

230V AC supply voltage from the motor terminal box will be reduced to the coil voltage depending on the brake type with half-wave or full-wave rectifier. DC brake coil voltage is indicated on the label.

b) Brakes with 400V supply voltage

400V AC supply voltage from the motor terminal box will be reduced to the coil voltage with half-wave rectifier. DC brake coil voltage indicated on the label.

c) 24V DC Brakes

The transformer's size is selected according to value of brake torque. The current is taken from the electric motor terminal box or from the electric panel and is transformed to 29V DC current. This current is transferred to 24V DC current with full-wave rectifier and supplies brake coil.

Elektromagnetische Bremsen

Die Bremse hat zwei Reibflächen und arbeitet nach dem Ruhestromprinzip. Im stromlosen Zustand wird das Bremsmoment durch den Druck der Feder erzeugt, während die Bremse beim Betrieb elektromagnetisch losgelassen wird. Durch die Erregung der Elektromagneten wird die Ankerscheibe zu den Elektromagneten gezogen und die Feder zusammengedrückt. Dadurch kann sich die Bremsenscheibe, die axial beweglich auf dem Mitnehmer angeordnet ist, frei drehen. Wird der Strom unterbrochen, drücken die Feder die Ankerscheibe gegen die Bremsenscheibe und halten die Motorwelle an.

Bremsearten:

a) Bremsen ohne Kühlung

Diese Bremsen sind für Kurzlaufzeiten geeignet. Die Lüfterhaube und Lüfter des Motors ist ausgebaut und die Bremse ist an dem Ende der Motorwelle befestigt.

b) Bremsen mit Kühlung

Diese Bremsen sind für lange Laufzeiten und kleine, abgedeckte Räume geeignet. Durch die Verlängerung der Motorwelle wurde Lüfter hinter dem Bremse und dem Motor verbunden. Somit wurde eine konstante Lüftung ermöglicht.

c) Bremsen mit Hebelarm

Diese Bremsenart kann mit oder ohne Kühlung verwendet werden. Diese Bremsen sind bei der speziellen Fälle, wie keine Spannung an der Leitung, mechanische Probleme usw., anwendbar. Die Bremse wird mit einem Hebelarm manuell betätigt. Diese Bremsen werden am meisten an den Stellen, wo die Lüftung ohne Spannung erfolgen soll, benutzt (automatische Türe, Wandaufzüge).

Betriebsspannungen

Elektromagnetische Bremsen können mit 230V AC oder 400V AC Versorgungsspannung bestellt werden. Die Wicklungen der Bremsen brauchen Gleichspannung und deswegen abhängig von Bremsenart zwischen Versorgungsspannung und Wicklungsspannung soll Halbwellen-, Vollweggleichrichter oder Transformator verwendet werden. Als Standard die Bremsen werden mit 230V Versorgungsspannung und Halbwellengleichrichter geliefert.

a) Bremsen mit 230V Versorgungsspannung


230V AC Versorgungsspannung von Klemmenkasten wird auf die Wicklungsspannung abhängig von der Bremsentyp mit Halbwellen-oder Vollweggleichrichter reduziert. Wicklungsspannung ist auf dem Etikett angegeben.

b) Bremsen mit 400V Versorgungsspannung

400V AC Versorgungsspannung von Klemmenkasten wird auf die Wicklungsspannung mit Halbwellengleichrichter reduziert. Wicklungsspannung ist auf dem Etikett angegeben.

c) 24 V DC Bremsen

Die Spannung wird von den Klemmkasten des Motors oder Elektrischrank entnommen. Diese Spannung wird zuerst mittels Transformator zu 24 V reduziert. Danach wird diese Spannung mit Hilfe von Gleichrichter zu Gleichstromspannung umgewandelt. Die Größe des Transformators ist abhängig von der Größe des Bremsmoments.



Genel Bilgiler

General Information

Einführung



d) Şok ikazlı trafolar

Büyük güçteki ve momentteki frenlerin manyetik doyuma ulaşmaları uzun zaman alır. Şok ikazlı trafolar frenin yay baskısını yenmede gecikmesini engellemek için kullanılır ve zaman rölesi yardımı ile çok kısa bir süre normal besleme voltajının iki katı ile (48V DC) beslenip sistemin ani açılmasını sağlar. Bu sayede gecikmeli açılımda ortaya çıkacak sürtünmeyi engellemeye yarayan bir trafo şeklindedir.

Fren bağlantı şekli

a) Gecikmeli frenleme

Genellikle sistemin yavaş ve kaydırılarak durması gereken yerlerde tercih edilen bağlantı şeklidir. Vinç yürütme motorlarındaki sarsıntıyı önlemek için gecikmeli bağlantı şekli kullanılır. Frenler fabrika çıkışında gecikmeli bağlantıya uygun ayarlanır.

b) Ani frenleme

Genellikle sistemin enerjisi kesildiği anda ani olarak durdurulması gereken sistemlerde kullanılan bağlantı şeklidir. Vinç kaldırma sistemleri, asansör motorlarında kullanılan bağlantı şeklidir.

d) Shock voltage supply transformer

Brakes which consist of high power and torques take long time to get in electromagnetic field. Shock voltage supply transformers with time relay are aiming to overcome spring pressure delaying for brakes. Also this transformers provide to open system suddenly by feeding double(48V DC) voltage in a short time and preventing to frictional losses occurring in delayed opening.

Connection Types

a) Delayed Braking

Generally this type of connection uses in slow and sliding brake intended systems. Delayed connection type using to prevent shock loadings in crane driving systems. Brakes are setting up to delayed connection if any other types are not specified by customer

b) Sudden Braking

This type of connections are mostly used in systems when short braking times are needed. The braking torque will be produced as soon as the current fails. These brakes are mostly used in hoisting of lifting units and elevators.

d) Trafos mit Schock-Spannung

Kalasanati.com

Diese Transformatoren werden bei großen Bremsen mit hohen Momenten verwendet. Da die große Bremsen eine lange Zeit braucht, um die erforderliche magnetische Feld zu erzeugen, wird an der Bremse kurz 48V Gleichstromspannung angelegt, um die Zeit zur Bildung von magnetischem Feld zu kürzen. Dies ermöglicht kürzere Reibungszeiten beim Start.

Schaltungsarten:

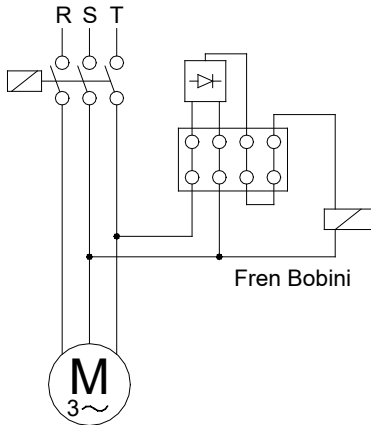
a) Verspätetes Bremsen

Diese Schaltung wird benutzt, wenn ein langsames und gleitendes Bremsen erforderlich ist. Am meisten wird es bei Fahrtriebemotoren von Aufzügen verwendet. Wenn keine Angabe bei der Bestellung gegeben wird, werden die Bremsen mit verspäteter Schaltung geliefert.

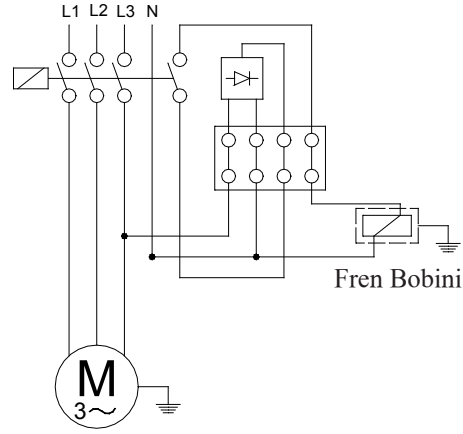
b) Schnelles Bremsen:

Allgemein verwendet man diese Schaltung bei Bedarf an plötzlichen Bremsen in dem Augenblick, in dem das System keine Energie mehr erhält. Diese Schaltungsart wird meist bei Kräne und Motoren von Aufzüge verwendet.

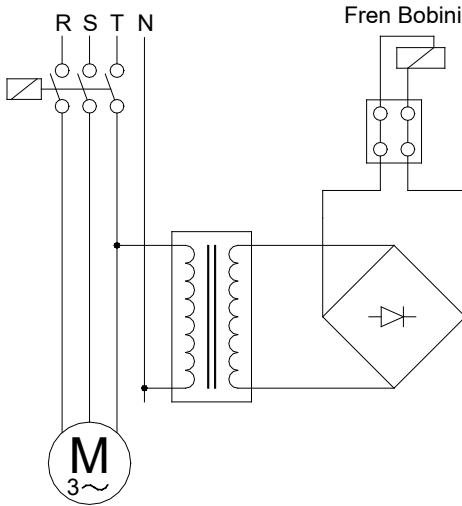
Gecikmeli Frenleme / Delayed Running Brake / Verspätete Bremsung
(230 V)



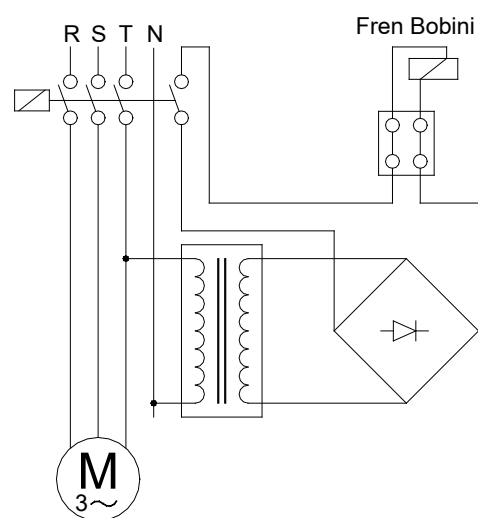
Ani Frenleme / Sudden Brake / Plötzliche Bremsung
(230 V)




Gecikmeli Frenleme / Delayed Running Brake / Verspätete Bremsung
(24 V)



Ani Frenleme / Sudden Brake / Plötzliche Bremsung
(24 V)





Genel Bilgiler

General Information

Einführung



Kalasanati.com

Fren Seçimi:

Doğru bir fren seçimi için aşağıdaki parametreler bilinmelidir.

- I_{tot} [kg.m²] : Motor miline indirgenmiş toplam atalet momenti
- n_0 [d/dak] : Maksimum motor devir sayısı
- t_f [s] : İstenilen en uzun frenleme zamanı
- c_t : Anahtarın devreye girme zamanı katsayısı (ortalama 0,995).
- M_L [Nm] : Sistemin statik tork ihtiyacı.
- C_s : Emniyet katsayısı ($C_s \geq 2$ olmalı)

Gerekli fren momenti aşağıdaki şekilde hesaplanır:

a) M_L Statik yük torku, motor dönüş yönünde (motorun dönüşüne yardımcı olarak, yükün indirilmesi veya hızlandırıcı sabit yük momenti hali):

$$M_{fc} = \frac{(2\pi \times n_0 \div 60) \times I_{tot}}{t_f \times c_t} + M_L$$

b) M_L Statik yük torku, motor aksi dönüş yönünde (motorun dönüşüne engel olarak, yükün yukarı kaldırılması veya frenleyici sabit yük/direnç momenti hali):

$$M_{fc} = \frac{(2\pi \times n_0 \div 60) \times I_{tot}}{t_f \times c_t} - M_L$$

Yukarıda bulunan sonuç C_s katsayısı ile çarpılarak ($C_s \geq 2$), fren momenti seçilir;

$$M_f = M_{fc} \times C_s$$

Yaklaşım Yolu ile Fren Seçimi:

Eğer yalnızca motorun gücü ve en yüksek devri biliniyor ise :

W [Watt]: Motorun nominal gücü

$$M_f = \frac{W}{\left(\frac{2\pi \times n_0}{60}\right)} \times C_s \quad (C_s \geq 2)$$

Brake Selection:

To select a brake correctly the following data are necessary;

- I_{tot} [kg . m²] : The total inertia of rotating parts reduced at the motor shaft
- n_0 [rpm] : Maximum motor speed.
- t_f [s] : The maximum admitted time of the braking.
- c_t : Coefficient of switch on time (average 0,995).
- M_L [Nm] : Required static torque of system.
- C_s : Safety coefficient ($C_s \geq 2$)

The necessary braking torque calculates below;

a) The static load torque M_L , same direction of motor rotation (Descent of a load or steady resisting torque which favours the rotation of the motor)

$$M_{fc} = \frac{(2\pi \times n_0 \div 60) \times I_{tot}}{t_f \times c_t} + M_L$$

b) The static load torque M_L , opposes the rotation of the motor (Lifting of a load or steady resisting torque which opposes the rotation of the motor)

$$M_{fc} = \frac{(2\pi \times n_0 \div 60) \times I_{tot}}{t_f \times c_t} - M_L$$

The necessary braking torque will result from the following equation using C_s ($C_s \geq 2$);

$$M_f = M_{fc} \times C_s$$

Approximated Brake Selection

Its only the motor power and its maximum speed are known:

W [Watt]: Motor Nominal Power

$$M_f = \frac{W}{\left(\frac{2\pi \times n_0}{60}\right)} \times C_s \quad (C_s \geq 2)$$

Bremswahl:

Um die richtige Bremse auszuwählen, braucht man unten aufgelistete Variablen;

- I_{tot} [kg . m²] : Die Gesamtträgheit der rotierenden Teile (siehe Anwendungsbeispiele)
- n_0 [U/min] : Die höchste Drehzahl des Motors
- t_f [s] : Die längste zulässige Bremszeit
- c_t : Reduktionskoeffizient der Tätigkeitszeit (gemittelt 0,995).
- M_L [Nm] : Vom system benötigtes, statisches Drehmoment.
- C_s : Sicherheitskoeffizient ($C_s \geq 2$)

Die benötigte Bremskraft wird wie folgt berechnet:

a) konstantes Belastungsmoment M_L , das die Motordrehung fördert (konstante Erhöhung der Motorgeschwindigkeit oder Herunterlassen der Last)

$$M_{fc} = \frac{(2\pi \times n_0 \div 60) \times I_{tot}}{t_f \times c_t} + M_L$$

b) konstantes Belastungsmoment M_L , das sich entgegen der Motordrehung widersetzt (konstante Verminderung der Motorgeschwindigkeit oder Aufheben der Last)

$$M_{fc} = \frac{(2\pi \times n_0 \div 60) \times I_{tot}}{t_f \times c_t} - M_L$$

Wenn die Bremskraft mit dem Sicherheitskoeffizient C_s ($C_s \geq 2$) multipliziert wird, erhält man die erforderliche Bremskraft;

$$M_f = M_{fc} \times C_s$$

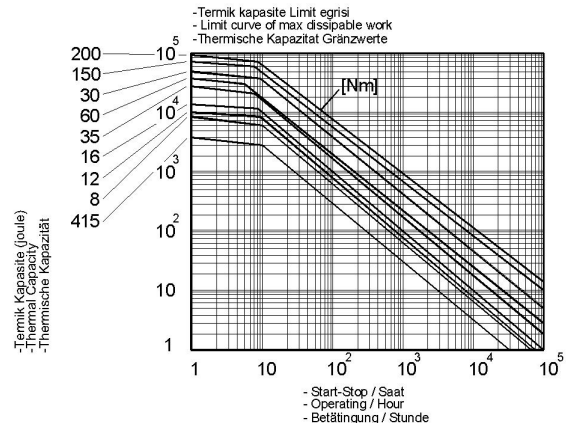
Abschätzung zur Bremswahl


Wenn man nur die Motorleistung und die höchste Drehzahl kennt, kann die Bremskraft mit der folgenden Formel annähernd berechnet werden:
W [Watt] : Nennleistung des Motors

$$M_f = \frac{W}{\left(\frac{2\pi \times n_0}{60}\right)} \times C_s \quad (C_s \geq 2)$$

Standart Frenler / Standard Brakes / Standart Bremsen

| | | | | | | | | | |
|---|------|------|------|------|------|------|------|------|------|
| Fren statik momenti [Nm] Brake Static Torque [Nm] Statische Bremskraft [Nm] | 4,5 | 8 | 12 | 16 | 35 | 60 | 80 | 150 | 200 |
| Fren Dinamik Momenti [Nm] Brake Dynamic Torque [Nm] Dynamische Bremskraft [Nm] | 3,6 | 6,4 | 9,6 | 12,8 | 28 | 48 | 64 | 120 | 160 |
| Maksimum Motor Hızı [d/dak] Maximum Motor Speed [rpm] Maximale Motordrehzahl [U/min] | 3000 | 3000 | 3000 | 3000 | 3000 | 3000 | 3000 | 1500 | 1500 |
| Giriş Gücü [W] Input Power [W] Antriebsleistung [W] | 15 | 20 | 25 | 30 | 45 | 50 | 55 | 60 | 65 |





Genel Bilgiler

General Information

Einführung



Kalasanati.com

Frenin Termik Kapasitesi

Yukarıdaki seçime ek olarak frenin termik kapasitesinin kontrol edilmesi gerekir. L (joule) olarak gerekli soğutma işi aşağıdaki formüller ile hesaplanır ve "Termik kapasite limit eğrisi" kullanılarak eğrinin altında kalıp kalmadığı kontrol edilir.

a) M_L Statik yük torku motor dönüş yönünde (motorun dönüşüne yardımcı olarak, yükün indirilmesi hali)

$$L = \frac{I_{tot} \times (2 \pi \times n_0 \div 60)^2}{2} \times \left(\frac{M_f}{M_f - M_L} \right)$$

b) M_L Statik yük torku motor aksi dönüş yönünde (motorun dönüşüne engel olarak, yükün kaldırılması hali):

$$L = \frac{I_{tot} \times (2 \pi \times n_0 \div 60)^2}{2} \times \frac{M_f}{M_f + M_L}$$

c) M_L Statik yük torku sabit, motor yönünde veya aksi yönde (kaldırma ve indirme harici hızlandırıcı veya frenleyici sabit bir yük momenti hali).

$$L = \frac{I_{tot} \times (2 \pi \times n_0 \div 60)^2}{2}$$

Fren Hava Boşluğunun Ayarı:

Frenden sürekli aynı performansın alınabilmesi için, fren balatasının aşınmasına bağlı olarak, fren hava boşluğu belirli zaman aralıklarında yeniden ayarlanmalıdır. Fren hava boşluğu ayar zaman aralığı ve ayarın yapılması için firmamıza danışınız.

Fren Seçim Örneği:

İstenilen en uzun frenleme zamanı: 0,5 sn.

Motor devri: 1400 d/dak

Motoru indirgenmiş toplam atalet momenti:

0,08 kgm²

Gerekli çalışma momenti: 50 Nm

Yük Durumu: Yük motor dönüş yönü ile aynı (Vinçten yük indirilmesi: Saatte dur-kalk sayısı:30)

$$M_{fc} = \frac{(2 \pi \times 1400 \div 60)}{0,5 \times 0,995} + 50 = 73,6 \text{ Nm}$$

$$M_f = 73,6 \times 2 = 147,2 \text{ Nm}$$

Standart frenler tablosundan 150 Nm lik fren seçilebilir.

Gerekli termik kapasite;

$$L = \frac{0,08 \times (2 \pi \times 1400 \div 60)^2}{2} \times \left(\frac{147,2}{147,2 - 50} \right)$$

=1302,0 < 18000 Joule (150 Nm eğrisinden)
150 Nm lik fren uygun görülüyor.

The Thermal Capacity of Brake

The thermal capacity of the brake must also be checked after the above mentioned calculations. The heat dissipation energy L (joule) can be calculated from the following equation and must be checked if the result is under the limit curve shown on "Limit curve of may dissipable work".

a) The static load torque M_L , favours the rotation of the motor (Descent of a load which favours the rotation of the motor)

$$L = \frac{I_{tot} \times (2 \pi \times n_0 \div 60)^2}{2} \times \left(\frac{M_f}{M_f - M_L} \right)$$

b) The static load torque M_L , opposes the rotation of the motor (Lifting of a load which opposes the rotation of the motor)

$$L = \frac{I_{tot} \times (2 \pi \times n_0 \div 60)^2}{2} \times \frac{M_f}{M_f + M_L}$$

c) The static load torque M_L , is constant and opposes or favours the rotation of the motor (except lifting of a load)

$$L = \frac{I_{tot} \times (2 \pi \times n_0 \div 60)^2}{2}$$

Adjustment of the air-gap:

In order to obtain the same performance from the brake during its lifetime, the air-gap of the brake must be re-adjusted after a limited time of operation. For the air-gap and the time interval of the adjustment please contact us.

Selection Example:

The maximum admitted time for braking 0,5 s

Motor speed: 1400 rpm

Total inertia reduced at motor shaft: 0,08 kgm²

Required operating torque: 50 Nm

Nature of load: Load direction is same as motor direction (Unloading process: Start-stop time per hour :30)

$$M_{fc} = \frac{(2 \pi \times 1400 \div 60)}{0,5 \times 0,995} + 50 = 73,6 \text{ Nm}$$

$$M_f = 73,6 \times 2 = 147,2 \text{ Nm}$$

From the brake selection table a standard brake of 150 Nm is selected.

Necessary thermal capacity

$$L = \frac{0,08 \times (2 \pi \times 1400 \div 60)^2}{2} \times \left(\frac{147,2}{147,2 - 50} \right)$$

=1302,0 < 18000 Joule (from 150 Nm curve)
The selected brake with 150 Nm is suitable.

Thermische Kapazität der Bremsen

Nach den oben genannten Berechnungen muss die Thermische Kapazität überprüft werden. Die Wärme, d.h. die gebrauchte Energie L, werden mit den folgenden Formeln berechnet. Die gerechnete Kapazitätswerte sollen unter dem Grenzkurve "Thermische Kapazität Grenzwerte" der gewählten Bremse liegen.

a) Konstantes Belastungsmoment M_L , das die Motordrehung fördert (Herunterlassen der Last)

$$L = \frac{I_{tot} \times (2 \pi \times n_0 \div 60)^2}{2} \times \left(\frac{M_f}{M_f - M_L} \right)$$

b) Konstantes Belastungsmoment M_L , das sich entgegen der Motordrehung widersetzt (Aufheben der Last)

$$L = \frac{I_{tot} \times (2 \pi \times n_0 \div 60)^2}{2} \times \frac{M_f}{M_f + M_L}$$

c) Konstantes Belastungsmoment M_L , das sich gegen der Motorbewegung widersetzt oder die Motorrotation fördert (Konstante Verminderung oder Erhöhung der Motorgeschwindigkeit, kein Herunterlassen oder Aufheben der Last)

$$L = \frac{I_{tot} \times (2 \pi \times n_0 \div 60)^2}{2}$$

Einstellung des Luftspaltes:

Um eine immer konstant bleibende Bremsfähigkeit zu erhalten, muss das Luftspalt nach einer bestimmten Arbeitszeit neu eingestellt werden. Für die Bestimmung des Luftspaltes und die Einstellzeiten bitten wir Sie um Rückfrage.

Beispiel für eine Auswahl:

Die höchste zulässige Bremszeit: 0,5 s

Motordrehzahl: 1400 U/min

Gesamträgheit der rotierenden Teile: 0,08 kgm²

Das auf das System wirkende Drehmoment: 50 Nm

Belastungsart: Drehmoment, das die Motorrotation fördert (Herunterlassen der Last)
Betätigungen pro Stunde:30

$$M_{fc} = \frac{(2 \pi \times 1400 \div 60)}{0,5 \times 0,995} + 50 = 73,6 \text{ Nm}$$


$$M_f = 73,6 \times 2 = 147,2 \text{ Nm}$$

Eine Bremse von 150 Nm kann man auswählen.

Die thermische Kapazität;

$$L = \frac{0,08 \times (2 \pi \times 1400 \div 60)^2}{2} \times \left(\frac{147,2}{147,2 - 50} \right)$$


=1302,0 < 18000 Joule (von 150 Nm Kurve) Die ausgewählte 150 Nm Bremse ist ausreichend.



Güç ve Devir Tabloları

Performances

Leistung und Drehzahlübersicht



K Serisi Motorlu Güç Devir Sayfaları


K Series Geared Motors Performance Tables

K Serien Getriebemotoren Leistung und Drehzahlübersicht



Kalasanati.com

| Güç | Çıkış Devri | Çıkış Momenti | Çevrim Oranı | Güv. Rad. Yük Çıkış | Servis Faktörü | Tipi | Anma Akımı | Ağırlık | Ölçü Sayfası | Motor Verim Snf.* |
|--|--|--|------------------|--|----------------------------------|--------------|------------------|-------------------|--------------|------------------------|
| Power | Output Speeds | Output Torque | Ratio | Per.O. Loads (Output) | Service Factors | Type | Rated Current | Weight | Dim. Page | Motor Eff. Class |
| Leistung P _g [kW] P _g [HP] | Abtriebswelle Drehzahlen n ₂ [r.p.m] | Abtriebswelle Drehmomente M ₂ [Nm] | Übersetzung i | Zul.Querkräfte (Abtrieb) F _{qam} [N] | Betriebsfaktor f _s | Typ | Nennstrom [A] | Gewicht ~ [kg] | Maße Seite | Motor Effizienz-klasse |
| 0,12 0,16 | 0,24 | 3625 | 5587,93 | 7240 | 0,7 | KR576-G63/4a | 0,41 | 156 | 154 | IE1 |
| | 0,34 | 2626 | 4047,32 | 23398 | 1,0 | | | | | |
| | 0,38 | 2335 | 3597,31 | 26003 | 1,2 | | | | | |
| | 0,50 | 1792 | 2755,47 | 29938 | 1,5 | | | | | |
| | 0,59 | 1516 | 2328,84 | 31626 | 1,8 | | | | | |
| | 0,61 | 1484 | 2236,28 | 31807 | 1,8 | KR575-G63/4a | 0,41 | 151 | 154 | IE1 |
| | 0,72 | 1255 | 1890,04 | 33033 | 2,2 | | | | | |
| | 1,0 | 909 | 1368,95 | 34685 | 3,0 | | | | | |
| | 0,48 | 1872 | 2873,07 | 13041 | 0,8 | KR476-G63/4a | 0,41 | 113 | 142 | IE1 |
| | 0,51 | 1740 | 2663,91 | 14648 | 0,9 | | | | | |
| | 0,55 | 1629 | 2495,47 | 15826 | 1,0 | | | | | |
| | 0,63 | 1428 | 2183,54 | 17680 | 1,1 | | | | | |
| 0,77 | 1174 | 1767,90 | 19651 | 1,3 | KR475-G63/4a | 0,41 | 109 | 142 | IE1 | |
| 0,92 | 981 | 1476,60 | 20883 | 1,6 | | | | | | |
| 1,0 | 927 | 1395,04 | 21205 | 1,7 | | | | | | |
| 1,1 | 811 | 1218,61 | 21859 | 1,9 | | | | | | |
| 1,2 | 762 | 1142,99 | 22124 | 2,0 | | | | | | |
| 1,4 | 648 | 971,77 | 22698 | 2,4 | | | | | | |
| 1,5 | 602 | 901,03 | 22917 | 2,6 | | | | | | |
| 1,6 | 564 | 844,06 | 23096 | 2,7 | | | | | | |
| 0,80 | 1104 | 1699,70 | 7414 | 0,7 | KR376-G63/4a | 0,41 | 68 | 130 | IE1 | |
| 0,91 | 977 | 1500,87 | 9855 | 0,8 | | | | | | |
| 1,0 | 913 | 1401,91 | 10823 | 0,9 | | | | | | |
| 1,2 | 773 | 1184,90 | 12605 | 1,1 | | | | | | |
| 1,2 | 728 | 1094,97 | 13096 | 1,1 | KR375-G63/4a | 0,41 | 64 | 130 | IE1 | |
| 1,4 | 644 | 968,01 | 13938 | 1,3 | | | | | | |
| 1,7 | 542 | 814,20 | 14798 | 1,5 | | | | | | |
| 2,0 | 461 | 692,22 | 15452 | 1,8 | | | | | | |
| 2,3 | 395 | 593,11 | 15919 | 2,1 | | | | | | |
| 2,5 | 358 | 536,75 | 16168 | 2,3 | | | | | | |
| 2,9 | 317 | 473,96 | 16429 | 2,6 | | | | | | |
| 3,1 | 296 | 442,71 | 16555 | 2,8 | | | | | | |
| 1,0 | 877 | 1347,72 | 13774 | 0,7 | KR286-G63/4a | 0,41 | 49 | 118 | IE1 | |
| 1,2 | 742 | 1139,09 | 14977 | 0,8 | | | | | | |
| 1,3 | 698 | 1052,64 | 15307 | 0,9 | KR285-G63/4a | 0,41 | 49 | 118 | IE1 | |
| 1,5 | 618 | 930,59 | 15898 | 1,0 | | | | | | |
| 1,7 | 520 | 782,73 | 16527 | 1,2 | | | | | | |
| 2,1 | 442 | 665,46 | 16974 | 1,4 | | | | | | |
| 2,4 | 379 | 570,18 | 17307 | 1,6 | | | | | | |
| 2,6 | 343 | 516,00 | 17484 | 1,7 | | | | | | |
| 3,0 | 304 | 455,64 | 17670 | 2,0 | | | | | | |
| 3,2 | 284 | 425,60 | 17759 | 2,1 | | | | | | |
| 3,8 | 240 | 359,71 | 17948 | 2,5 | | | | | | |
| 1,5 | 574 | 881,79 | 11145 | 0,8 | KR276-G63/4a | 0,41 | 30 | 106 | IE1 | |
| 1,9 | 479 | 735,42 | 11863 | 0,9 | | | | | | |
| 1,9 | 479 | 719,79 | 11862 | 0,9 | KR275-G63/4a | 0,41 | 29 | 106 | IE1 | |
| 2,0 | 449 | 675,13 | 12064 | 1,0 | | | | | | |
| 2,4 | 382 | 573,99 | 12488 | 1,2 | | | | | | |



K Serisi Motorlu Güç Devir Sayfaları

K Series Geared Motors Performance Tables


K Serien Getriebemotoren Leistung und Drehzahlübersicht



Kalasanati.com

| Güç | IE3 Çıkış Devri | IE3 Çıkış Momenti | Çevrim Oranı | IE3 Güv. Rad. Yük Çıkış | IE3 Servis Faktörü | Tipi | Anma Akımı | Ağırlık | Ölçü Sayfası | Motor Verim Snf.* | | | | | | |
|--|--|--|------------------|--|----------------------------------|--------------|------------------|----------------------|--------------|------------------------|--------------|----------------|------|-----|-----|-----|
| Power | Output Speeds | Output Torque | Ratio | Per.O. Loads (Output) | Service Factors | Type | Rated Current | Weight | Dim. Page | Motor Eff. Class | | | | | | |
| Leistung P _g [kW] P _g [HP] | Abtriebswelle Drehzahlen n ₂ [r.p.m] | Abtriebswelle Drehmomente M ₂ [Nm] | Übersetzung i | Zul.Querkräfte (Abtrieb) F _{qam} [N] | Betriebsfaktor f _s | Typ | Nennstrom [A] | Gewicht ~ [kg] | Maße Seite | Motor Effizienz-klasse | | | | | | |
| 0,12 0,16 | 2,7 | 332 | 498,55 | 12772 | 1,4 | KR275-G63/4a | 0,41 | 29 | 106 | IE1 | | | | | | |
| | 3,1 | 291 | 436,24 | 12990 | 1,5 | | | | | | | | | | | |
| | 3,8 | 241 | 360,73 | 13234 | 1,9 | | | | | | | | | | | |
| | 4,5 | 201 | 300,85 | 13412 | 2,2 | | | | | | | | | | | |
| | 5,4 | 168 | 252,20 | 13557 | 2,7 | | | | | | | | | | | |
| | 6,3 | 145 | 215,91 | 13646 | 3,1 | | | | | | | | | | | |
| | 6,8 | 134 | 200,35 | 13683 | 3,4 | | | | | | | | | | | |
| | 10 | 89 | 131,68 | 14145 | 4,0 | | | | | | | | | | | |
| | 9,9 | 106 | 138,53 | 10316 | 2,6 | | | | | | KR203-G63/4a | 0,41 | 26 | 98 | IE1 | |
| | 11 | 92 | 119,62 | 9906 | 3,0 | | | | | | | | | | | |
| 11 12 13 15 18 20 22 | 99 | 129,27 | 6729 | 6729 | 1,4 | KR103-G63/4a | 0,41 | 15 | 94 | IE1 | | | | | | |
| | 89 | 116,34 | 6883 | 6883 | 1,6 | | | | | | | | | | | |
| | 81 | 105,26 | 7001 | 7001 | 1,7 | | | | | | | | | | | |
| | 68 | 88,87 | 7157 | 7157 | 2,1 | | | | | | | | | | | |
| | 59 | 76,13 | 7256 | 7256 | 2,4 | | | | | | | | | | | |
| | 52 | 67,22 | 7315 | 7315 | 2,7 | | | | | | | | | | | |
| | 48 | 62,79 | 7342 | 7342 | 2,9 | | | | | | | | | | | |
| | 11 | 93 | 120,91 | 3531 | 3531 | | | | | | 0,9 | KR003-G63/4a | 0,41 | 15 | 90 | IE1 |
| 14 | 75 | 98,44 | 4201 | 4201 | 1,1 | | | | | | | | | | | |
| 15 | 69 | 89,62 | 4408 | 4408 | 1,2 | | | | | | | | | | | |
| 17 | 62 | 80,66 | 4585 | 4585 | 1,3 | | | | | | | | | | | |
| 20 | 52 | 67,44 | 4810 | 4810 | 1,5 | | | | | | | | | | | |
| 24 | 44 | 57,16 | 4944 | 4944 | 1,8 | | | | | | | | | | | |
| 28 | 38 | 48,93 | 5038 | 5038 | 2,1 | | | | | | | | | | | |
| 30 | 35 | 45,41 | 5072 | 5072 | 2,3 | | | | | | | | | | | |
| 39 | 27 | 35,34 | 4972 | 4972 | 2,9 | | | | | | | | | | | |
| 46 | 23 | 29,95 | 4742 | 4742 | 3,5 | | | | | | | | | | | |
| 53 | 20 | 25,64 | 4532 | 4532 | 4,0 | | | | | | | | | | | |
| 57 | 18 | 23,79 | 4433 | 4433 | 4,0 | | | | | | | | | | | |
| 69 84 93 103 123 145 170 183 | 15 | 19,88 | 4199 | 4199 | 4,0 | KR002-G63/4a | 0,41 | 14 | 90 | IE1 | | | | | | |
| | 13 | 16,18 | 3946 | 3946 | 4,0 | | | | | | | | | | | |
| | 11 | 14,73 | 3834 | 3834 | 4,0 | | | | | | | | | | | |
| | 10 | 13,26 | 3712 | 3712 | 4,0 | | | | | | | | | | | |
| | 8,6 | 11,09 | 3512 | 3512 | 4,0 | | | | | | | | | | | |
| | 7,3 | 9,40 | 3334 | 3334 | 4,0 | | | | | | | | | | | |
| | 6,3 | 8,04 | 3175 | 3175 | 4,0 | | | | | | | | | | | |
| | 5,8 | 7,46 | 3101 | 3101 | 4,0 | | | | | | | | | | | |
| | 0,18 0,25 | 0,12 | 12027 | 7938,12 | 96372 | | | | | | 1,2 | KR876-3E71M/6C | 0,55 | 646 | 190 | IE3 |
| | | 0,13 | 10648 | 7017,76 | 101842 | | | | | | 1,4 | | | | | |
| | | 0,16 | 8974 | 5902,70 | 107759 | | | | | | 1,7 | | | | | |
| | | 0,19 | 7644 | 5018,35 | 111973 | | | | | | 2,0 | | | | | |
| 0,22 | | 6560 | 4299,81 | 115121 | 2,3 | | | | | | | | | | | |
| 0,24 | | 5943 | 3891,23 | 116636 | 2,5 | | | | | | | | | | | |
| 0,27 | | 5193 | 3396,71 | 118622 | 2,9 | | | | | | | | | | | |
| 0,31 | | 4585 | 2996,39 | 120155 | 3,3 | | | | | | | | | | | |
| 0,35 | | 4081 | 2665,68 | 121374 | 3,7 | | | | | | | | | | | |
| 0,39 | | 3658 | 2387,89 | 123281 | 4,0 | | | | | | | | | | | |
| 0,45 | | 3175 | 2074,42 | 128178 | 4,0 | | | | | | | | | | | |
| 0,37 | | 3766 | 3597,31 | - | 0,7 | KR576-G63/4b | 0,60 | 156 | 154 | IE1 | | | | | | |
| 0,49 | | 2890 | 2755,47 | 20604 | 0,9 | | | | | | | | | | | |
| 0,58 | | 2445 | 2328,84 | 25068 | 1,1 | | | | | | | | | | | |
| 0,60 0,71 | | 2393 | 2236,28 | 25513 | 25513 | 1,1 | KR575-G63/4b | 0,60 | 152 | 154 | IE1 | | | | | |
| | 2025 | 1890,04 | 28383 | 28383 | 1,3 | | | | | | | | | | | |

*: IE2 ve IE3 motorlu redüktör fiyatları farklıdır. / Geared motor prices are different for IE2 and IE3 motors. / Preise von Getrieben mit IE2 und IE3 Motoren sind unterschiedlich.



K Serisi Motorlu Güç Devir Sayfaları

K Series Geared Motors Performance Tables


K Serien Getriebemotoren Leistung und Drehzahlübersicht



Kalasanati.com

| Güç | Çıkış Devri | Çıkış Momenti | Çevrim Oranı | Güv. Rad. Yük Çıkış | Servis Faktörü | Tipi | Anma Akımı | Ağırlık | Ölçü Sayfası | Motor Verim Snf.* |
|--|---|---|------------------|---|----------------------------------|-----------------------|------------------|----------------------|--------------|-------------------------------|
| Power | Output Speeds | Output Torque | Ratio | Per.O. Loads (Output) | Service Factors | Type | Rated Current | Weight | Dim. Page | Motor Eff. Class |
| Leistung P _g [kW] P _g [HP] | Abtriebswelle Drehzahlen n ₂ [r.p.m] | Abtriebswelle Drehmomente M ₂ [Nm] | Übersetzung i | Zul.Querkräfte (Abtrieb) F _{qam} [N] | Betriebsfaktor f _s | Typ | Nennstrom [A] | Gewicht ~ [kg] | Maße Seite | Motor Effizienz- klasse |
| 0,18 0,25 | 1,0 | 1467 | 1368,95 | 31902 | 1,8 | KR575-G63/4b | 0,60 | 152 | 154 | IE1 |
| | 1,1 | 1304 | 1216,74 | 32739 | 2,1 | | | | | |
| | 1,4 | 1002 | 932,00 | 34264 | 2,7 | | | | | |
| | 1,7 | 848 | 787,70 | 34954 | 3,2 | | | | | |
| 0,76 0,91 1,0 1,1 1,2 1,4 1,5 1,6 | 0,76 | 1893 | 1767,90 | 12768 | 0,8 | KR475-G63/4b | 0,60 | 110 | 142 | IE1 |
| | 0,91 | 1583 | 1476,60 | 16283 | 1,0 | | | | | |
| | 1,0 | 1496 | 1395,04 | 17091 | 1,0 | | | | | |
| | 1,1 | 1309 | 1218,61 | 18641 | 1,2 | | | | | |
| | 1,2 | 1228 | 1142,99 | 19241 | 1,3 | | | | | |
| | 1,4 | 1045 | 971,77 | 20486 | 1,5 | | | | | |
| | 1,5 | 971 | 901,03 | 20944 | 1,6 | | | | | |
| | 1,6 | 909 | 844,06 | 21342 | 1,7 | | | | | |
| 2,0 2,2 2,5 3,0 3,2 | 2,0 | 752 | 472,63 | 22172 | 2,1 | KR474-3E71M/6C | 0,55 | 100 | 138 | IE3 |
| | 2,2 | 673 | 422,88 | 22575 | 2,3 | | | | | |
| | 2,5 | 592 | 371,35 | 22937 | 2,6 | | | | | |
| | 3,0 | 495 | 310,16 | 23382 | 3,1 | | | | | |
| | 3,2 | 468 | 293,03 | 23501 | 3,3 | | | | | |
| 1,2 1,4 1,6 1,9 2,3 | 1,2 | 1174 | 1094,97 | 5584 | 0,7 | KR375-G63/4b | 0,60 | 70 | 130 | IE1 |
| | 1,4 | 1038 | 968,01 | 8794 | 0,8 | | | | | |
| | 1,6 | 874 | 814,20 | 11365 | 0,9 | | | | | |
| | 1,9 | 744 | 692,22 | 12924 | 1,1 | | | | | |
| | 2,3 | 638 | 593,11 | 13987 | 1,3 | | | | | |
| 2,5 3,1 3,6 | 2,5 | 584 | 367,43 | 14465 | 1,4 | KR374-3E71M/6C | 0,55 | 62 | 126 | IE3 |
| | 3,1 | 471 | 295,76 | 15381 | 1,7 | | | | | |
| | 3,6 | 413 | 259,36 | 15796 | 2,0 | | | | | |
| 3,6 4,5 5,2 | 3,6 | 406 | 367,43 | 15848 | 2,0 | KR374-G63/4b | 0,60 | 59 | 126 | IE1 |
| | 4,5 | 327 | 295,76 | 16367 | 2,5 | | | | | |
| | 5,2 | 287 | 259,36 | 16610 | 2,9 | | | | | |
| 1,7 2,0 2,4 | 1,7 | 839 | 782,73 | 14151 | 0,7 | KR285-G63/4b | 0,60 | 49 | 118 | IE1 |
| | 2,0 | 714 | 665,46 | 15200 | 0,8 | | | | | |
| | 2,4 | 612 | 570,18 | 15951 | 1,0 | | | | | |
| 2,6 3,3 3,7 | 2,6 | 561 | 353,22 | 16274 | 1,1 | KR284-3E71M/6C | 0,55 | 47 | 114 | IE3 |
| | 3,3 | 452 | 284,33 | 16924 | 1,3 | | | | | |
| | 3,7 | 396 | 249,33 | 17220 | 1,5 | | | | | |
| 3,8 4,7 5,4 6,1 | 3,8 | 389 | 353,22 | 17257 | 1,5 | KR284-G63/4b | 0,60 | 44 | 114 | IE1 |
| | 4,7 | 313 | 284,33 | 17626 | 1,9 | | | | | |
| | 5,4 | 275 | 249,33 | 17799 | 2,2 | | | | | |
| | 6,1 | 243 | 220,43 | 17935 | 2,5 | | | | | |
| | | | | | | | | | | |
| 2,3 2,7 3,1 3,7 4,5 5,3 6,2 6,7 | 2,3 | 616 | 573,99 | 10785 | 0,7 | KR275-G63/4b | 0,60 | 29 | 102 | IE1 |
| | 2,7 | 535 | 498,55 | 11448 | 0,8 | | | | | |
| | 3,1 | 469 | 436,24 | 11945 | 1,0 | | | | | |
| | 3,7 | 388 | 360,73 | 12451 | 1,2 | | | | | |
| | 4,5 | 324 | 300,85 | 12816 | 1,4 | | | | | |
| | 5,3 | 272 | 252,20 | 13085 | 1,7 | | | | | |
| | 6,2 | 233 | 215,91 | 13268 | 1,9 | | | | | |
| | 6,7 | 217 | 200,35 | 13343 | 2,1 | | | | | |
| 8,2 9,6 | 8,2 | 184 | 113,65 | 13475 | 2,4 | KR273-3E71M/6C | 0,55 | 30 | 104 | IE3 |
| | 9,6 | 157 | 96,68 | 13588 | 2,9 | | | | | |

: IE2 ve IE3 motorlu redüktör fiyatları farklıdır. / Geared motor prices are different for IE2 and IE3 motors. / Preise von Getrieben mit IE2 und IE3 Motoren sind unterschiedlich.



K Serisi Motorlu Güç Devir Sayfaları

K Series Geared Motors Performance Tables


K Serien Getriebemotoren Leistung und Drehzahlübersicht



Kalasanati.com

| Güç | IE3 Çıkış Devri | IE3 Çıkış Momenti | Çevrim Oranı | IE3 Güv. Rad. Yük Çıkış | IE3 Servis Faktörü | Tipi | Anma Akımı | Ağırlık | Ölçü Sayfası | Motor Verim Snf.* | | | | | |
|--|---|---|------------------|---|----------------------------------|----------------------------------|------------------|----------------------|--------------|-------------------------------|--------------|------|----|-----|-----|
| Power | Output Speeds | Output Torque | Ratio | Per.O. Loads (Output) | Service Factors | Type | Rated Current | Weight | Dim. Page | Motor Eff. Class | | | | | |
| Leistung P _g [kW] P _g [HP] | Abtriebswelle Drehzahlen n ₂ [r.p.m] | Abtriebswelle Drehmomente M ₂ [Nm] | Übersetzung i | Zul.Querkräfte (Abtrieb) F _{qam} [N] | Betriebsfaktor f _s | Typ | Nennstrom [A] | Gewicht ~ [kg] | Maße Seite | Motor Effizienz- klasse | | | | | |
| 0,18 0,25 | 11 | 136 | 83,48 | 13672 | 3,3 | KR273-3E71M/6C KR273-2E71M/6B | 0,55 0,60 | 30 29 | 104 | IE3 IE2 | | | | | |
| | 12 14 | 127 109 | 113,65 96,68 | 13715 13835 | 3,5 4,0 | KR273-G63/4b | 0,60 | 28 | 104 | IE1 | | | | | |
| 6,7 7,8 8,9 9,5 | 236 | 236 | 138,53 | 8627 | 1,2 | KR203-3E71M/6C KR203-2E71M/6B | 0,55 0,60 | 19 18 | 98 | IE3 IE2 | | | | | |
| | 204 | 204 | 119,62 | 9260 | 1,4 | KR203-G63/4b | 0,60 | 26 | 98 | IE1 | | | | | |
| | 179 | 179 | 104,49 | 9670 | 1,6 | | | | | | | | | | |
| | 168 | 168 | 98,01 | 9834 | 1,7 | | | | | | | | | | |
| | 164 | 164 | 138,53 | 9866 | 1,7 | | | | | | | | | | |
| 141 | 141 | 119,62 | 9527 | 2,0 | | | | | | | | | | | |
| 124 | 124 | 104,49 | 9212 | 2,3 | | | | | | | | | | | |
| 116 | 116 | 98,01 | 9063 | 2,4 | | | | | | | | | | | |
| 99 | 99 | 83,32 | 8687 | 2,8 | | | | | | | | | | | |
| 8,8 10 | 179 | 179 | 105,26 | 4409 | 0,8 | KR103-3E71M/6C KR103-2E71M/6B | 0,55 0,60 | 15 14 | 94 | IE3 IE2 | | | | | |
| | 152 | 152 | 88,87 | 5481 | 0,9 | KR103-G63/4b | 0,60 | 15 | 94 | IE1 | | | | | |
| 10 12 13 15 18 20 21 25 30 35 | 152 | 152 | 129,27 | 5455 | 0,9 | KR103-G63/4b | 0,60 | 15 | 94 | IE1 | | | | | |
| | 137 | 137 | 116,34 | 5902 | 1,0 | | | | | | | | | | |
| | 124 | 124 | 105,26 | 6228 | 1,1 | | | | | | | | | | |
| | 105 | 105 | 88,87 | 6624 | 1,3 | | | | | | | | | | |
| | 90 | 90 | 76,13 | 6873 | 1,6 | | | | | | | | | | |
| | 80 | 80 | 67,22 | 7021 | 1,8 | | | | | | | | | | |
| | 74 | 74 | 62,79 | 7086 | 1,9 | | | | | | | | | | |
| | 63 | 63 | 53,07 | 6957 | 2,2 | | | | | | | | | | |
| | 53 | 53 | 44,32 | 6622 | 2,7 | | | | | | | | | | |
| | 45 | 45 | 38,22 | 6353 | 3,0 | | | | | | | | | | |
| | 106 | 106 | 89,62 | 2782 | 0,8 | | | | | | KR003-G63/4b | 0,60 | 15 | 90 | IE1 |
| | 95 | 95 | 80,66 | 3405 | 0,8 | | | | | | | | | | |
| | 80 | 80 | 67,44 | 4058 | 1,0 | | | | | | | | | | |
| 68 | 68 | 57,16 | 4437 | 1,2 | | | | | | | | | | | |
| 58 | 58 | 48,93 | 4678 | 1,4 | | | | | | | | | | | |
| 54 | 54 | 45,41 | 4765 | 1,5 | | | | | | | | | | | |
| 42 | 42 | 35,34 | 4802 | 1,9 | | | | | | | | | | | |
| 36 | 36 | 29,95 | 4602 | 2,3 | | | | | | | | | | | |
| 30 | 30 | 25,64 | 4415 | 2,6 | | | | | | | | | | | |
| 28 | 28 | 23,79 | 4326 | 2,8 | | | | | | | | | | | |
| 24 | 24 | 19,88 | 4113 | 3,4 | KR002-G63/4b | 0,60 | 15 | 90 | IE1 | | | | | | |
| 19 | 19 | 16,18 | 3879 | 3,9 | | | | | | | | | | | |
| 18 | 18 | 14,73 | 3775 | 4,0 | | | | | | | | | | | |
| 16 | 16 | 13,26 | 3661 | 4,0 | | | | | | | | | | | |
| 13 | 13 | 11,09 | 3471 | 4,0 | | | | | | | | | | | |
| 11 | 11 | 9,40 | 3303 | 4,0 | | | | | | | | | | | |
| 9,7 | 9,7 | 8,04 | 3150 | 4,0 | | | | | | | | | | | |
| 9,0 | 9,0 | 7,46 | 3079 | 4,0 | | | | | | | | | | | |
| 213 | 7,5 | 13,26 | 2923 | 4,0 | | | | | | KR002-G63/2a | 0,50 | 10 | 90 | IE1 | |
| 254 | 6,2 | 11,09 | 2764 | 4,0 | | | | | | | | | | | |
| 300 | 5,3 | 9,40 | 2624 | 4,0 | | | | | | | | | | | |
| 351 | 4,5 | 8,04 | 2498 | 4,0 | | | | | | | | | | | |
| 378 | 4,2 | 7,46 | 2440 | 4,0 | | | | | | | | | | | |

*: IE2 ve IE3 motorlu redüktör fiyatları farklıdır. / Geared motor prices are different for IE2 and IE3 motors. / Preise von Getrieben mit IE2 und IE3 Motoren sind unterschiedlich.



K Serisi Motorlu Güç Devir Sayfaları

K Series Geared Motors Performance Tables


K Serien Getriebemotoren Leistung und Drehzahlübersicht



Kalasanati.com

| Güç | IE3 Çıkış Devri | IE3 Çıkış Momenti | Çevrim Oranı | IE3 Güv. Rad. Yük Çıkış | IE3 Servis Faktörü | Tipi | Anma Akımı | Ağırlık | Ölçü Sayfası | Motor Verim Snf.* |
|--|---|---|------------------|---|----------------------------------|----------------|------------------|----------------------|--------------|-------------------------------|
| Power | Output Speeds | Output Torque | Ratio | Per.O. Loads (Output) | Service Factors | Type | Rated Current | Weight | Dim. Page | Motor Eff. Class |
| Leistung P _g [kW] P _g [HP] | Abtriebswelle Drehzahlen n ₂ [r.p.m] | Abtriebswelle Drehmomente M ₂ [Nm] | Übersetzung i | Zul.Querkräfte (Abtrieb) F _{qam} [N] | Betriebsfaktor f _s | Typ | Nennstrom [A] | Gewicht ~ [kg] | Maße Seite | Motor Effizienz- klasse |
| 0,25 0,34 | 0,16 | 12585 | 9052,24 | 93983 | 1,2 | KR876-3E71M/4C | 0,67 | 648 | 190 | IE3 |
| | 0,18 | 11054 | 7938,12 | 100294 | 1,4 | KR876-2E71M/4B | 0,71 | 647 | | IE2 |
| | 0,20 | 9787 | 7017,76 | 104980 | 1,5 | | | | | |
| | 0,24 | 8248 | 5902,70 | 109927 | 1,8 | | | | | |
| | 0,29 | 7025 | 5018,35 | 113658 | 2,1 | | | | | |
| | 0,33 | 6029 | 4299,81 | 116464 | 2,5 | | | | | |
| | 0,37 | 5462 | 3891,23 | 117976 | 2,7 | | | | | |
| | 0,42 | 4773 | 3396,71 | 119816 | 3,1 | | | | | |
| | 0,48 | 4214 | 2996,39 | 121167 | 3,6 | | | | | |
| | 0,54 | 3751 | 2665,68 | 122163 | 4,0 | | | | | |
| | 0,60 | 3362 | 2387,89 | 126388 | 4,0 | | | | | |
| | 0,20 0,22 0,26 0,32 0,36 0,41 | 9930 | 7156,22 | 41071 | 0,8 | KR776-3E71M/4C | 0,67 | 392 | 178 | IE3 |
| 8858 | | 6380,72 | 49391 | 0,9 | KR776-2E71M/4B | 0,71 | 391 | | IE2 | |
| 7801 | | 5610,63 | 55893 | 1,0 | | | | | | |
| 6287 | | 4516,30 | 63529 | 1,3 | | | | | | |
| 5522 | | 3960,44 | 66795 | 1,4 | | | | | | |
| 4889 | | 3501,26 | 69254 | 1,6 | | | | | | |
| 0,69 0,80 | 2961 | 2066,04 | 75548 | 2,7 | KR775-3E71M/4C | 0,67 | 392 | 178 | IE3 | |
| | 2556 | 1786,65 | 76703 | 3,1 | KR775-2E71M/4B | 0,71 | 391 | | IE2 | |
| 0,37 0,42 0,50 0,59 0,69 | 5341 | 3844,04 | 13985 | 0,8 | KR676-3E71M/4C | 0,67 | 318 | 166 | IE3 | |
| | 4729 | 3398,35 | 23714 | 0,9 | KR676-2E71M/4B | 0,71 | 317 | | IE2 | |
| | 3986 | 2858,39 | 31305 | 1,1 | | | | | | |
| | 3395 | 2430,14 | 35760 | 1,3 | | | | | | |
| | 2914 | 2082,19 | 38846 | 1,5 | | | | | | |
| 0,77 0,90 1,0 1,2 1,4 1,6 | 2679 | 1875,03 | 40199 | 1,6 | KR675-3E71M/4C | 0,67 | 316 | 166 | IE3 | |
| | 2278 | 1597,25 | 42315 | 1,9 | KR675-2E71M/4B | 0,71 | 315 | | IE2 | |
| | 1961 | 1373,07 | 43773 | 2,2 | | | | | | |
| | 1703 | 1191,60 | 44927 | 2,5 | | | | | | |
| | 1490 | 1041,68 | 45867 | 2,9 | | | | | | |
| | 1311 | 915,75 | 46541 | 3,3 | | | | | | |
| 0,64 0,76 1,0 1,2 1,5 1,8 | 3169 | 2236,28 | 16952 | 0,9 | KR575-3E71M/4C | 0,67 | 156 | 154 | IE3 | |
| | 2681 | 1890,04 | 22886 | 1,0 | KR575-2E71M/4B | 0,71 | 155 | | IE2 | |
| | 1942 | 1368,95 | 28913 | 1,4 | | | | | | |
| | 1727 | 1216,74 | 30365 | 1,6 | | | | | | |
| | 1327 | 932,00 | 32610 | 2,0 | | | | | | |
| | 1123 | 787,70 | 33654 | 2,4 | | | | | | |
| 2,0 2,3 | 1060 | 469,74 | 33992 | 2,5 | KR574-3E71M/6D | 0,77 | 164 | 150 | IE3 | |
| | 897 | 397,01 | 34694 | 3,0 | KR574-2E71M/6C | 0,78 | 163 | | IE2 | |
| 1,0 1,2 1,3 1,5 1,6 1,7 | 1981 | 1395,04 | 11495 | 0,8 | KR475-3E71M/4C | 0,67 | 113 | 142 | IE3 | |
| | 1733 | 1218,61 | 14733 | 0,9 | KR475-2E71M/4B | 0,71 | 112 | | IE2 | |
| | 1627 | 1142,99 | 15892 | 1,0 | | | | | | |
| | 1384 | 971,77 | 18047 | 1,1 | | | | | | |
| | 1286 | 901,03 | 18816 | 1,2 | | | | | | |
| | 1204 | 844,06 | 19393 | 1,3 | | | | | | |
| 2,0 2,2 2,5 | 1067 | 472,63 | 20346 | 1,5 | KR474-3E71M/6D | 0,77 | 118 | 138 | IE3 | |
| | 954 | 422,88 | 21045 | 1,6 | KR474-2E71M/6C | 0,78 | 117 | | IE2 | |
| | 839 | 371,35 | 21708 | 1,8 | | | | | | |
| 3,0 3,4 | 691 | 472,63 | 22459 | 2,2 | KR474-3E71M/4C | 0,67 | 98 | 138 | IE3 | |
| | 618 | 422,88 | 22819 | 2,5 | KR474-2E71M/4B | 0,71 | 97 | | IE2 | |

*: IE2 ve IE3 motorlu redüktör fiyatları farklıdır. / Geared motor prices are different for IE2 and IE3 motors. / Preise von Getrieben mit IE2 und IE3 Motoren sind unterschiedlich.



K Serisi Motorlu Güç Devir Sayfaları

K Series Geared Motors Performance Tables


K Serien Getriebemotoren Leistung und Drehzahlübersicht



Kalasanati.com

| Güç | IE3 Çıkış Devri | IE3 Çıkış Momenti | Çevrim Oranı | IE3 Güv. Rad. Yük Çıkış | IE3 Servis Faktörü | Tipi | Anma Akımı | Ağırlık | Ölçü Sayfası | Motor Verim Snf.* |
|--|--|--|------------------|--|----------------------------------|----------------|------------------|----------------------|--------------|------------------------|
| Power | Output Speeds | Output Torque | Ratio | Per.O. Loads (Output) | Service Factors | Type | Rated Current | Weight | Dim. Page | Motor Eff. Class |
| Leistung P _g [kW] P _g [HP] | Abtriebswelle Drehzahlen n ₂ [r.p.m] | Abtriebswelle Drehmomente M ₂ [Nm] | Übersetzung i | Zul.Querkräfte (Abtrieb) F _{qam} [N] | Betriebsfaktor f _s | Typ | Nennstrom [A] | Gewicht ~ [kg] | Maße Seite | Motor Effizienz-klasse |
| 0,25 0,34 | 3,9 | 544 | 371,35 | 23170 | 2,9 | KR474-3E71M/4C | 0,67 | 98 | 138 | IE3 |
| | 4,6 | 455 | 310,16 | 23565 | 3,4 | KR474-2E71M/4B | 0,71 | 97 | | IE2 |
| | 2,1 | 985 | 692,22 | 9709 | 0,8 | KR375-3E71M/4C | 0,67 | 72 | 130 | IE3 |
| | 2,4 | 844 | 593,11 | 11751 | 1,0 | KR375-2E71M/4B | 0,71 | 71 | | IE2 |
| | 2,5 | 829 | 367,43 | 11952 | 1,0 | KR374-3E71M/6D | 0,77 | 64 | 126 | IE3 |
| | 3,1 | 667 | 295,76 | 13705 | 1,2 | KR374-2E71M/6C | 0,78 | 63 | | IE2 |
| | 3,6 | 586 | 259,36 | 14452 | 1,4 | | | | | |
| | 3,9 | 537 | 367,43 | 14862 | 1,5 | KR374-3E71M/4C | 0,67 | 64 | 126 | IE3 |
| | 4,9 | 432 | 295,76 | 15638 | 1,9 | KR374-2E71M/4B | 0,71 | 63 | | IE2 |
| | 5,5 | 380 | 259,36 | 16006 | 2,2 | | | | | |
| | 6,3 | 342 | 148,75 | 16244 | 2,4 | KR373-3E71M/6D | 0,77 | 59 | 122 | IE3 |
| | 7,3 | 293 | 127,30 | 16551 | 2,8 | KR373-2E71M/6C | 0,78 | 58 | | IE2 |
| | 8,4 | 255 | 110,61 | 16778 | 3,2 | | | | | |
| | 3,3 | 641 | 284,33 | 15743 | 0,9 | KR284-3E71M/6D | 0,77 | 48 | 114 | IE3 |
| | 3,7 | 563 | 249,33 | 16265 | 1,1 | KR284-2E71M/6C | 0,78 | 47 | | IE2 |
| | 4,1 | 516 | 353,22 | 16555 | 1,2 | KR284-3E71M/4C | 0,67 | 47 | 114 | IE3 |
| | 5,0 | 415 | 284,33 | 17122 | 1,4 | KR284-2E71M/4B | 0,71 | 46 | | IE2 |
| | 5,8 | 365 | 249,33 | 17382 | 1,6 | | | | | |
| | 6,5 | 329 | 143,00 | 17555 | 1,8 | KR283-3E71M/6D | 0,77 | 37 | 110 | IE3 |
| | 7,6 | 282 | 122,38 | 17770 | 2,1 | KR283-2E71M/6C | 0,78 | 36 | | IE2 |
| | 8,7 | 245 | 106,33 | 17928 | 2,4 | | | | | |
| | 4,0 | 514 | 360,73 | 11610 | 0,9 | KR275-3E71M/4C | 0,67 | 34 | 106 | IE3 |
| | 4,8 | 429 | 300,85 | 12197 | 1,0 | KR275-2E71M/4B | 0,71 | 33 | | IE2 |
| | 5,7 | 360 | 252,20 | 12602 | 1,3 | | | | | |
| | 6,6 | 309 | 215,91 | 12885 | 1,5 | | | | | |
| | 7,2 | 287 | 200,35 | 12999 | 1,6 | | | | | |
| | 8,2 | 262 | 113,65 | 13120 | 1,7 | KR273-3E71M/6D | 0,77 | 24 | 102 | IE3 |
| | 9,6 | 223 | 96,68 | 13304 | 2,0 | KR273-2E71M/6C | 0,78 | 23 | | IE2 |
| | 11 | 193 | 83,48 | 13438 | 2,3 | | | | | |
| | 13 | 169 | 113,65 | 13539 | 2,7 | KR273-3E71M/4C | 0,67 | 32 | 102 | IE3 |
| | 15 | 144 | 96,68 | 13640 | 3,1 | KR273-2E71M/4B | 0,71 | 31 | | IE2 |
| | 17 | 125 | 83,48 | 13715 | 3,6 | | | | | |
| | 20 | 109 | 72,92 | 13811 | 4,0 | | | | | |
| | 6,7 | 329 | 138,53 | 5687 | 0,9 | KR203-3E71M/6D | 0,77 | 30 | 98 | IE3 |
| | 7,8 | 284 | 119,62 | 7369 | 1,0 | KR203-2E71M/6C | 0,78 | 29 | | IE2 |
| | 8,9 | 249 | 104,49 | 8343 | 1,1 | | | | | |
| | 9,5 | 233 | 98,01 | 8691 | 1,2 | | | | | |
| | 10 | 213 | 138,53 | 9100 | 1,3 | KR203-3E71M/4C | 0,67 | 29 | 98 | IE3 |
| | 12 | 184 | 119,62 | 8885 | 1,5 | KR203-2E71M/4B | 0,71 | 28 | | IE2 |
| | 14 | 161 | 104,49 | 8634 | 1,7 | | | | | |
| | 15 | 151 | 98,01 | 8512 | 1,9 | | | | | |
| | 17 | 129 | 83,32 | 8200 | 2,2 | | | | | |

*: IE2 ve IE3 motorlu redüktör fiyatları farklıdır. / Geared motor prices are different for IE2 and IE3 motors. / Preise von Getrieben mit IE2 und IE3 Motoren sind unterschiedlich.



K Serisi Motorlu Güç Devir Sayfaları

K Series Geared Motors Performance Tables


K Serien Getriebemotoren Leistung und Drehzahlübersicht



Kalasanati.com

| Güç | IE3 Çıkış Devri | IE3 Çıkış Momenti | Çevrim Oranı | IE3 Güv. Rad. Yük Çıkış | IE3 Servis Faktörü | Tipi | Anma Akımı | Ağırlık | Ölçü Sayfası | Motor Verim Snf.* |
|---|---|---|--------------------|---|-------------------------------|----------------------------------|---------------|----------------|--------------|---------------------------|
| Power | Output Speeds | Output Torque | Ratio | Per. O. Loads (Output) | Service Factors | Type | Rated Current | Weight | Dim. Page | Motor Eff. Class |
| Leistung P _g [kW] P _g [HP] | Abtriebswelle Drehzahlen n ₂ [r.p.m] | Abtriebswelle Drehmomente M ₂ [Nm] | Übersetzung i | Zul.Querkräfte (Abtrieb) F _{qam} [N] | Betriebsfaktor f _s | Typ | Nennstrom [A] | Gewicht ~ [kg] | Maße Seite | Motor Effizienz-kategorie |
| 0,25 0,34 | 20 | 112 | 72,37 | 7923 | 2,5 | KR203-3E71M/4C | 0,67 | 29 | 98 | IE3 |
| | 23 | 98 | 63,33 | 7660 | 2,9 | KR203-2E71M/4B | 0,71 | 28 | | IE2 |
| | 27 | 81 | 52,37 | 7287 | 3,5 | | | | | |
| | 12 | 179 | 116,34 | 4438 | 0,8 | KR103-3E71M/4C | 0,67 | 16 | 94 | IE3 |
| | 14 | 162 | 105,26 | 5147 | 0,9 | KR103-2E71M/4B | 0,71 | 15 | | IE2 |
| | 16 | 137 | 88,87 | 5917 | 1,0 | | | | | |
| | 19 | 117 | 76,13 | 6381 | 1,2 | | | | | |
| | 21 | 104 | 67,22 | 6648 | 1,4 | | | | | |
| | 23 | 97 | 62,79 | 6765 | 1,4 | | | | | |
| | 27 | 82 | 53,07 | 6580 | 1,7 | | | | | |
| 32 | 68 | 44,32 | 6290 | 2,0 | | | | | | |
| 38 | 59 | 38,22 | 6052 | 2,3 | | | | | | |
| 41 | 54 | 35,22 | 5922 | 2,5 | | | | | | |
| 44 | 51 | 32,90 | 5814 | 2,6 | | | | | | |
| 52 | 43 | 27,81 | 5551 | 2,9 | | | | | | |
| 56 68 75 | 40 | 25,50 | 6012 | 3,0 | KR102-3E71M/4C | 0,67 | 16 | 94 | IE3 | |
| | 33 | 21,25 | 5638 | 3,5 | KR102-2E71M/4B | 0,71 | 15 | | IE2 | |
| | 30 | 19,13 | 5434 | 3,7 | | | | | | |
| 21 25 29 32 41 48 56 60 | 104 | 67,44 | 2913 | 0,8 | KR003-3E71M/4C | 0,67 | 16 | 90 | IE3 | |
| | 88 | 57,16 | 3732 | 0,9 | KR003-2E71M/4B | 0,71 | 15 | | IE2 | |
| | 75 | 48,93 | 4200 | 1,1 | | | | | | |
| | 70 | 45,41 | 4366 | 1,1 | | | | | | |
| | 55 | 35,34 | 4498 | 1,5 | | | | | | |
| | 46 | 29,95 | 4334 | 1,7 | | | | | | |
| | 40 | 25,64 | 4176 | 2,0 | | | | | | |
| | 37 | 23,79 | 4100 | 2,2 | | | | | | |
| 72 89 97 108 129 153 178 192 | 31 | 19,88 | 3912 | 2,6 | KR002-3E71M/4C | 0,67 | 15 | 90 | IE3 | |
| | 25 | 16,18 | 3704 | 3,0 | KR002-2E71M/4B | 0,71 | 14 | | IE2 | |
| | 23 | 14,73 | 3610 | 3,2 | | | | | | |
| | 21 | 13,26 | 3507 | 3,6 | | | | | | |
| | 17 | 11,09 | 3334 | 4,0 | | | | | | |
| | 15 | 9,40 | 3178 | 4,0 | | | | | | |
| | 13 | 8,04 | 3036 | 4,0 | | | | | | |
| | 12 | 7,46 | 2970 | 4,0 | | | | | | |
| 193 214 256 302 353 380 | 12 | 14,73 | 2969 | 4,0 | KR002-G63/2b | 0,67 | 15 | 90 | IE1 | |
| | 10 | 13,26 | 2877 | 4,0 | | | | | | |
| | 8,7 | 11,09 | 2725 | 4,0 | | | | | | |
| | 7,4 | 9,40 | 2590 | 4,0 | | | | | | |
| | 6,3 | 8,04 | 2469 | 4,0 | | | | | | |
| | 5,8 | 7,46 | 2412 | 4,0 | | | | | | |
| | | | | | | | | | | |
| 0,37 0,50 | 0,24 | 12585 | 5902,70 | 93986 | 1,2 | KR876-3E71M/4D | 0,97 | 648 | 190 | IE3 |
| | 0,29 | 10719 | 5018,35 | 101578 | 1,4 | KR876-2E71M/4C | 1,00 | 647 | | IE2 |
| | 0,33 | 9199 | 4299,81 | 107005 | 1,6 | | | | | |
| | 0,37 | 8334 | 3891,23 | 109836 | 1,8 | | | | | |
| | 0,42 | 7282 | 3396,71 | 112900 | 2,1 | | | | | |
| | 0,48 | 6429 | 2996,39 | 115362 | 2,3 | | | | | |
| | 0,54 | 5723 | 2665,68 | 117288 | 2,6 | | | | | |
| | 0,60 | 5130 | 2387,89 | 118834 | 2,9 | | | | | |
| | 0,69 | 4453 | 2074,42 | 120596 | 3,4 | | | | | |
| | 0,76 0,86 | 4136 3661 | 1891,08 1671,18 | 121282 123252 | 3,6 4,0 | KR875-3E71M/4D KR875-2E71M/4C | 0,97 1,00 | 646 645 | 190 | IE3 IE2 |

*: IE2 ve IE3 motorlu redüktör fiyatları farklıdır. / Geared motor prices are different for IE2 and IE3 motors. / Preise von Getrieben mit IE2 und IE3 Motoren sind unterschiedlich.



K Serisi Motorlu Güç Devir Sayfaları

K Series Geared Motors Performance Tables


K Serien Getriebemotoren Leistung und Drehzahlübersicht



Kalasanati.com

| Güç | IE3 Çıkış Devri | IE3 Çıkış Momenti | Çevrim Oranı | IE3 Güv. Rad. Yük Çıkış | IE3 Servis Faktörü | Tipi | Anma Akımı | Ağırlık | Ölçü Sayfası | Motor Verim Snf.* |
|--|---|--|---|---|---|----------------------------------|------------------|----------------------|--------------|------------------------|
| Power | Output Speeds | Output Torque | Ratio | Per.O. Loads (Output) | Service Factors | Type | Rated Current | Weight | Dim. Page | Motor Eff. Class |
| Leistung P _g [kW] P _g [HP] | Abtriebswelle Drehzahlen n ₂ [r.p.m] | Abtriebswelle Drehmomente M ₂ [Nm] | Übersetzung i | Zul.Querkräfte (Abtrieb) F _{qam} [N] | Betriebsfaktor f _s | Typ | Nennstrom [A] | Gewicht ~ [kg] | Maße Seite | Motor Effizienz-klasse |
| 0,37 0,50 | 0,96 | 3276 | 1495,27 | 127227 | 4,0 | KR875-3E71M/4D KR875-2E71M/4C | 0,97 1,00 | 646 645 | 190 | IE3 IE2 |
| | 0,32 0,36 0,41 | 9593 8426 7460 | 4516,30 3960,44 3501,26 | 43792 52309 57772 | 0,8 0,9 1,1 | KR776-3E71M/4D KR776-2E71M/4C | 0,97 1,00 | 390 389 | 178 | IE3 IE2 |
| 0,69 0,80 0,93 1,1 1,2 | 0,69 0,80 0,93 1,1 1,2 | 4518 3900 3380 2959 2611 | 2066,04 1786,65 1547,01 1353,02 1192,77 | 70492 72622 74285 75554 76552 | 1,8 2,1 2,4 2,7 3,1 | KR775-3E71M/4D KR775-2E71M/4C | 0,97 1,00 | 388 387 | 178 | IE3 IE2 |
| | 0,59 0,69 | 5180 4446 | 2430,14 2082,19 | 17163 26845 | 0,8 1,0 | KR676-3E71M/4D KR676-2E71M/4C | 0,97 1,00 | 230 229 | 166 | IE3 IE2 |
| | 0,77 0,90 1,0 1,2 1,4 1,6 1,8 2,0 2,3 | 4088 3476 2991 2598 2273 2000 1770 1584 1394 | 1875,03 1597,25 1373,07 1191,60 1041,68 915,75 809,27 724,08 635,86 | 30390 35191 38300 40646 42341 43590 44633 45432 46212 | 1,1 1,2 1,4 1,7 1,9 2,2 2,4 2,7 3,1 | KR675-3E71M/4D KR675-2E71M/4C | 0,97 1,00 | 247 246 | 166 | IE3 IE2 |
| | 1,0 1,2 1,5 1,8 | 2963 2635 2025 1713 | 1368,95 1216,74 932,00 787,70 | 19659 23352 28381 30450 | 0,9 1,0 1,3 1,6 | KR575-3E71M/4D KR575-2E71M/4C | 0,97 1,00 | 156 155 | 154 | IE3 IE2 |
| | 2,0 2,3 2,8 | 1618 1369 1136 | 469,74 397,01 328,56 | 31010 32395 33599 | 1,7 2,0 2,4 | KR574-3E80M/6B KR574-2E80M/6A | 1,03 1,08 | 161 160 | 150 | IE3 IE2 |
| | 3,1 3,6 | 1049 887 | 469,74 397,01 | 34013 34755 | 2,6 3,0 | KR574-3E71M/4D KR574-2E71M/4C | 0,97 1,00 | 153 152 | 150 | IE3 IE2 |
| 2,0 2,2 2,5 | 2,0 2,2 2,5 | 1628 1456 1280 | 472,63 422,88 371,35 | 15838 17441 18861 | 1,0 1,1 1,2 | KR474-3E80M/6B KR474-2E80M/6A | 1,03 1,08 | 100 99 | 138 | IE3 IE2 |
| | 3,0 3,4 3,9 4,6 4,9 | 1055 944 830 694 656 | 472,63 422,88 371,35 310,16 293,03 | 20423 21109 21728 22447 22637 | 1,5 1,6 1,9 2,2 2,4 | KR474-3E71M/4D KR474-2E71M/4C | 0,97 1,00 | 98 97 | 138 | IE3 IE2 |
| | 6,1 6,8 8,4 | 540 478 390 | 153,47 135,98 110,65 | 23177 23477 23849 | 2,9 3,2 4,0 | KR473-3E80M/6B KR473-2E80M/6A | 1,03 1,08 | 93 92 | 134 | IE3 IE2 |
| 3,1 3,6 | 3,1 3,6 | 1018 894 | 295,76 259,36 | 9149 11098 | 0,8 0,9 | KR374-3E80M/6B KR374-2E80M/6A | 1,03 1,08 | 66 65 | 126 | IE3 IE2 |

*: IE2 ve IE3 motorlu redüktör fiyatları farklıdır. / Geared motor prices are different for IE2 and IE3 motors. / Preise von Getrieben mit IE2 und IE3 Motoren sind unterschiedlich.



K Serisi Motorlu Güç Devir Sayfaları

K Series Geared Motors Performance Tables


K Serien Getriebemotoren Leistung und Drehzahlübersicht



Kalasanati.com

| Güç | IE3 Çıkış Devri | IE3 Çıkış Momenti | Çevrim Oranı | IE3 Güv. Rad. Yük Çıkış | IE3 Servis Faktörü | Tipi | Anma Akımı | Ağırlık | Ölçü Sayfası | Motor Verim Snf.* |
|--|---|---|------------------|---|----------------------------------|-----------------------|-----------------------|----------------------|--------------|-------------------------------|
| Power | Output Speeds | Output Torque | Ratio | Per. O. Loads (Output) | Service Factors | Type | Rated Current | Weight | Dim. Page | Motor Eff. Class |
| Leistung P _g [kW] P _g [HP] | Abtriebswelle Drehzahlen n ₂ [r.p.m] | Abtriebswelle Drehmomente M ₂ [Nm] | Übersetzung i | Zul.Querkräfte (Abtrieb) F _{qam} [N] | Betriebsfaktor f _s | Typ | Nennstrom [A] | Gewicht ~ [kg] | Maße Seite | Motor Effizienz- klasse |
| 0,37 0,50 | 3,9 | 819 | 367,43 | 12058 | 1,0 | KR374-3E71M/4D | 0,97 | 64 | 126 | IE3 |
| | 4,9 | 660 | 295,76 | 13757 | 1,2 | KR374-2E71M/4C | 1,00 | 63 | | IE2 |
| | 5,5 | 579 | 259,36 | 14509 | 1,4 | | | | | |
| | 6,3 | 513 | 229,29 | 15058 | 1,6 | | | | | |
| 7,3 8,4 | 447 | 127,30 | 15535 | 15946 | 1,8 | KR373-3E80M/6B | 1,03 | 62 | 122 | IE3 |
| | 389 | 110,61 | | | 2,1 | KR373-2E80M/6A | 1,08 | 61 | | IE2 |
| 9,6 11 13 | 339 | 148,75 | 16272 | 16574 | 2,4 | KR373-3E71M/4D | 0,97 | 60 | 122 | IE3 |
| | 291 | 127,30 | 16807 | | 2,8 | KR373-2E71M/4C | 1,00 | 59 | | IE2 |
| | 253 | 110,61 | | | 3,2 | | | | | |
| 5,0 5,8 6,5 7,7 | 634 | 284,33 | 15791 | 16305 | 0,9 | KR284-3E71M/4D | 0,97 | 48 | 114 | IE3 |
| | 556 | 249,33 | 16694 | 17126 | 1,1 | KR284-2E71M/4C | 1,00 | 47 | | IE2 |
| | 492 | 220,43 | | | 1,2 | | | | | |
| | 415 | 185,40 | | | 1,4 | | | | | |
| 8,7 | 374 | 106,33 | 17337 | | 1,6 | KR283-3E80M/6B | 1,03 | 40 | 110 | IE3 |
| | | | | | | KR283-2E80M/6A | 1,08 | 39 | | IE2 |
| 10 12 14 15 19 22 | 326 | 143,00 | 17569 | 17781 | 1,8 | KR283-3E71M/4D | 0,97 | 38 | 110 | IE3 |
| | 279 | 122,38 | 17938 | | 2,1 | KR283-2E71M/4C | 1,00 | 37 | | IE2 |
| | 243 | 106,33 | | | 2,5 | | | | | |
| | 214 | 93,50 | 18036 | | 2,8 | | | | | |
| | 172 | 75,26 | 18203 | | 3,5 | | | | | |
| | 151 | 66,00 | 18284 | | 4,0 | | | | | |
| 4,8 5,7 6,6 7,2 | 654 | 300,85 | 10434 | 11342 | 0,7 | KR275-3E71M/4D | 0,97 | 34 | 106 | IE3 |
| | 549 | 252,20 | 11916 | 12141 | 0,8 | KR275-2E71M/4C | 1,00 | 33 | | IE2 |
| | 471 | 215,91 | | | 1,0 | | | | | |
| | 438 | 200,35 | | | 1,0 | | | | | |
| 9,6 11 | 340 | 96,68 | 12719 | 12966 | 1,3 | KR273-3E80M/6B | 1,03 | 44 | 102 | IE3 |
| | 294 | 83,48 | | | 1,5 | KR273-2E80M/6A | 1,08 | 43 | | IE2 |
| 13 15 17 20 21 25 28 32 | 259 | 113,65 | 13136 | 13317 | 1,7 | KR273-3E71M/4D | 0,97 | 34 | 102 | IE3 |
| | 221 | 96,68 | 13449 | | 2,0 | KR273-2E71M/4C | 1,00 | 33 | | IE2 |
| | 191 | 83,48 | 13549 | | 2,4 | | | | | |
| | 167 | 72,92 | 13591 | | 2,7 | | | | | |
| | 157 | 68,40 | 13683 | | 2,9 | | | | | |
| | 133 | 58,15 | 13749 | | 3,4 | | | | | |
| | 116 | 50,51 | 13953 | | 3,9 | | | | | |
| | 101 | 44,20 | | | 4,0 | | | | | |
| | 9,5 | 345 | 98,01 | 4860 | | 0,8 | KR203-3E80M/6B | 1,03 | 33 | 98 |
| | | | | | | KR203-2E80M/6A | 1,08 | 32 | | IE2 |
| 10 12 14 15 17 20 23 27 33 | 316 | 138,53 | 6243 | 7697 | 0,9 | KR203-3E71M/4D | 0,97 | 30 | 98 | IE3 |
| | 273 | 119,62 | 7890 | | 1,0 | KR203-2E71M/4C | 1,00 | 29 | | IE2 |
| | 239 | 104,49 | 7817 | | 1,2 | | | | | |
| | 224 | 98,01 | 7616 | | 1,2 | | | | | |
| | 191 | 83,32 | 7420 | | 1,5 | | | | | |
| | 166 | 72,37 | 7223 | | 1,7 | | | | | |
| | 145 | 63,33 | 6929 | | 1,9 | | | | | |
| | 120 | 52,37 | 6640 | | 2,3 | | | | | |
| | 100 | 43,67 | | | 2,8 | | | | | |

*: IE2 ve IE3 motorlu redüktör fiyatları farklıdır. / Geared motor prices are different for IE2 and IE3 motors. / Preise von Getrieben mit IE2 und IE3 Motoren sind unterschiedlich.



K Serisi Motorlu Güç Devir Sayfaları

K Series Geared Motors Performance Tables


K Serien Getriebemotoren Leistung und Drehzahlübersicht



Kalasanati.com

| Güç | IE3 Çıkış Devri | IE3 Çıkış Momenti | Çevrim Oranı | IE3 Güv. Rad. Yük Çıkış | IE3 Servis Faktörü | Tipi | Anma Akımı | Ağırlık | Ölçü Sayfası | Motor Verim Snf.* |
|--|--|---|---|--|---|----------------------------------|------------------|----------------------|--------------|------------------------|
| Power | Output Speeds | Output Torque | Ratio | Per.O. Loads (Output) | Service Factors | Type | Rated Current | Weight | Dim. Page | Motor Eff. Class |
| Leistung P _g [kW] P _g [HP] | Abtriebswelle Drehzahlen n ₂ [r.p.m] | Abtriebswelle Drehmomente M ₂ [Nm] | Übersetzung i | Zul.Querkräfte (Abtrieb) F _{qam} [N] | Betriebsfaktor f _s | Typ | Nennstrom [A] | Gewicht ~ [kg] | Maße Seite | Motor Effizienz-klasse |
| 0,37 0,50 | 38 | 88 | 38,16 | 6424 | 3,2 | KR203-3E71M/4D KR203-2E71M/4C | 0,97 1,00 | 30 29 | 98 | IE3 IE2 |
| | 19 21 23 27 32 38 41 44 52 | 174 154 144 121 102 88 81 76 64 | 76,13 67,22 62,79 53,07 44,32 38,22 35,22 32,90 27,81 | 4642 5410 5721 6138 5925 5740 5636 5548 5328 | 0,8 0,9 1,0 1,2 1,4 1,5 1,7 1,7 2,0 | KR103-3E71M/4D KR103-2E71M/4C | 0,97 1,00 | 17 16 | 94 | IE3 IE2 |
| | 56 68 75 83 98 | 59 49 44 40 34 | 25,50 21,25 19,13 17,30 14,61 | 6095 5709 5498 5306 4997 | 2,0 2,3 2,5 2,7 3,2 | KR102-3E71M/4D KR102-2E71M/4C | 0,97 1,00 | 17 16 | 94 | IE3 IE2 |
| | 32 41 48 56 60 | 104 81 69 59 55 | 45,41 35,34 29,95 25,64 23,79 | 2897 4010 4004 3897 3842 | 0,8 1,0 1,2 1,4 1,5 | KR003-3E71M/4D KR003-2E71M/4C | 0,97 1,00 | 16 15 | 90 | IE3 IE2 |
| | 72 89 97 108 129 153 178 192 | 46 38 34 31 26 22 19 17 | 19,88 16,18 14,73 13,26 11,09 9,40 8,04 7,46 | 3696 3530 3453 3366 3217 3080 2952 2892 | 1,7 2,0 2,2 2,4 2,9 3,2 3,5 3,7 | KR002-3E71M/4D KR002-2E71M/4C | 0,97 1,00 | 16 15 | 90 | IE3 IE2 |
| | 192 213 255 301 352 379 | 17 16 13 11 9,5 8,8 | 14,73 13,26 11,09 9,40 8,04 7,46 | 2894 2810 2670 2544 2430 2376 | 3,5 3,9 4,0 4,0 4,0 4,0 | KR002-3E71M/2B KR002-2E71M/2A | 0,86 0,90 | 15 14 | 90 | IE3 IE2 |
| 0,55 0,75 | 0,43 0,48 0,54 0,61 0,70 | 10713 9458 8419 7546 6550 | 3396,71 2996,39 2665,68 2387,89 2074,42 | 101600 106126 109566 112266 115149 | 1,4 1,6 1,8 2,0 2,3 | KR876-3E80M/4C KR876-2E80M/4B | 1,34 1,45 | 655 654 | 190 | IE3 IE2 |
| | 0,77 0,87 0,97 1,1 1,3 1,5 | 6084 5385 4820 4240 3549 3102 | 1891,08 1671,18 1495,27 1313,07 1096,71 957,34 | 116259 118129 119576 121000 124461 128847 | 2,5 2,8 3,1 3,5 4,0 4,0 | KR875-3E80M/4C KR875-2E80M/4B | 1,34 1,45 | 651 650 | 190 | IE3 IE2 |
| | 0,70 0,81 0,94 | 6646 5737 4973 | 2066,04 1786,65 1547,01 | 61869 65911 68941 | 1,2 1,4 1,6 | KR775-3E80M/4C KR775-2E80M/4B | 1,34 1,45 | 393 392 | 178 | IE3 IE2 |

*: IE2 ve IE3 motorlu redüktör fiyatları farklıdır. / Geared motor prices are different for IE2 and IE3 motors. / Preise von Getrieben mit IE2 und IE3 Motoren sind unterschiedlich.



K Serisi Motorlu Güç Devir Sayfaları

K Series Geared Motors Performance Tables


K Serien Getriebemotoren Leistung und Drehzahlübersicht



Kalasanati.com

| Güç | IE3 Çıkış Devri | IE3 Çıkış Momenti | Çevrim Oranı | IE3 Güv. Rad. Yük Çıkış | IE3 Servis Faktörü | Tipi | Anma Akımı | Ağırlık | Ölçü Sayfası | Motor Verim Snf.* |
|---|--|--|------------------|--|----------------------------------|----------------|------------------|-------------------|--------------|------------------------|
| Power | Output Speeds | Output Torque | Ratio | Per.O. Loads (Output) | Service Factors | Type | Rated Current | Weight | Dim. Page | Motor Eff. Class |
| Leistung P _g [kW] P _g [HP] | Abtriebswelle Drehzahlen n ₂ [r.p.m] | Abtriebswelle Drehmomente M ₂ [Nm] | Übersetzung i | Zul.Querkräfte (Abtrieb) F _{qam} [N] | Betriebsfaktor f _s | Typ | Nennstrom [A] | Gewicht ~ [kg] | Maße Seite | Motor Effizienz-klasse |
| 0,55 0,75 | 1,1 | 4353 | 1353,02 | 71183 | 1,8 | KR775-3E80M/4C | 1,34 | 393 | 178 | IE3 |
| | 1,2 | 3840 | 1192,77 | 72906 | 2,1 | KR775-2E80M/4B | 1,45 | 392 | | IE2 |
| | 1,4 | 3409 | 1058,16 | 74160 | 2,3 | | | | | |
| | 1,5 | 3042 | 943,49 | 75280 | 2,6 | | | | | |
| | 1,7 | 2693 | 833,78 | 76295 | 3,0 | | | | | |
| | 1,9 | 2410 | 746,01 | 77083 | 3,3 | | | | | |
| 0,91 | 0,91 | 5114 | 1597,25 | 18299 | 0,8 | KR675-3E80M/4C | 1,34 | 320 | 166 | IE3 |
| | 1,1 | 4401 | 1373,07 | 27374 | 1,0 | KR675-2E80M/4B | 1,45 | 319 | | IE2 |
| | 1,2 | 3822 | 1191,60 | 32584 | 1,1 | | | | | |
| | 1,4 | 3344 | 1041,68 | 36109 | 1,3 | | | | | |
| | 1,6 | 2942 | 915,75 | 38680 | 1,5 | | | | | |
| | 1,8 | 2604 | 809,27 | 40614 | 1,7 | | | | | |
| | 2,0 | 2331 | 724,08 | 42051 | 1,8 | | | | | |
| | 2,3 | 2051 | 635,86 | 43418 | 2,1 | | | | | |
| 2,6 | 2,6 | 1867 | 363,81 | 44261 | 2,3 | KR674-3E80M/6C | 1,47 | 206 | 162 | IE3 |
| | 2,9 | 1652 | 321,51 | 45193 | 2,6 | KR674-2E80M/6B | 1,50 | 205 | | IE2 |
| | 3,4 | 1406 | 273,88 | 46204 | 3,1 | | | | | |
| | 4,0 | 1210 | 235,44 | 46959 | 3,6 | | | | | |
| 1,6 | 1,6 | 2979 | 932,00 | 19523 | 0,9 | KR575-3E80M/4C | 1,34 | 154 | 154 | IE3 |
| | 1,8 | 2521 | 787,70 | 24386 | 1,1 | KR575-2E80M/4B | 1,45 | 153 | | IE2 |
| 2,0 | 2,0 | 2392 | 469,74 | 25521 | 1,1 | KR574-3E80M/6C | 1,47 | 158 | 150 | IE3 |
| | 2,4 | 2025 | 397,01 | 28384 | 1,3 | KR574-2E80M/6B | 1,50 | 157 | | IE2 |
| | 2,8 | 1680 | 328,56 | 30658 | 1,6 | | | | | |
| 3,1 | 3,1 | 1543 | 469,74 | 31472 | 1,8 | KR574-3E80M/4C | 1,34 | 155 | 150 | IE3 |
| | 3,7 | 1305 | 397,01 | 32773 | 2,1 | KR574-2E80M/4B | 1,45 | 154 | | IE2 |
| | 4,4 | 1083 | 328,56 | 33884 | 2,5 | | | | | |
| | 5,2 | 927 | 281,00 | 34563 | 2,9 | | | | | |
| | 5,9 | 814 | 246,42 | 35063 | 3,3 | | | | | |
| 2,5 | 2,5 | 1893 | 371,35 | 12782 | 0,8 | KR474-3E80M/6C | 1,47 | 102 | 138 | IE3 |
| | | | | | | KR474-2E80M/6B | 1,45 | 101 | | IE2 |
| 3,1 | 3,1 | 1552 | 472,63 | 16587 | 1,0 | KR474-3E80M/4C | 1,34 | 101 | 138 | IE3 |
| | 3,4 | 1388 | 422,88 | 18011 | 1,1 | KR474-2E80M/4B | 1,45 | 100 | | IE2 |
| | 3,9 | 1220 | 371,35 | 19300 | 1,3 | | | | | |
| | 4,7 | 1021 | 310,16 | 20640 | 1,5 | | | | | |
| | 4,9 | 965 | 293,03 | 20983 | 1,6 | | | | | |
| 6,1 | 6,1 | 800 | 153,47 | 21919 | 1,9 | KR473-3E80M/6C | 1,47 | 94 | 134 | IE3 |
| | 6,9 | 709 | 135,98 | 22395 | 2,2 | KR473-2E80M/6B | 1,50 | 93 | | IE2 |
| | 8,4 | 578 | 110,65 | 23030 | 2,7 | | | | | |
| 9,4 | 9,4 | 517 | 153,47 | 23280 | 3,0 | KR473-3E80M/4C | 1,34 | 94 | 134 | IE3 |
| | 11 | 458 | 135,98 | 23565 | 3,4 | KR473-2E80M/4B | 1,45 | 93 | | IE2 |
| | 13 | 373 | 110,65 | 24142 | 4,0 | | | | | |
| 4,9 | 4,9 | 971 | 295,76 | 9956 | 0,8 | KR374-3E80M/4C | 1,34 | 67 | 126 | IE3 |
| | 5,6 | 852 | 259,36 | 11651 | 1,0 | KR374-2E80M/4B | 1,45 | 66 | | IE2 |
| | 6,3 | 754 | 229,29 | 12812 | 1,1 | | | | | |
| 7,3 | 7,3 | 663 | 127,30 | 13748 | 1,2 | KR373-3E80M/6C | 1,47 | 64 | 122 | IE3 |
| | 8,5 | 577 | 110,61 | 14514 | 1,4 | KR373-2E80M/6B | 1,50 | 63 | | IE2 |

*: IE2 ve IE3 motorlu redüktör fiyatları farklıdır. / Geared motor prices are different for IE2 and IE3 motors. / Preise von Getrieben mit IE2 und IE3 Motoren sind unterschiedlich.



K Serisi Motorlu Güç Devir Sayfaları

K Series Geared Motors Performance Tables


K Serien Getriebemotoren Leistung und Drehzahlübersicht



Kalasanati.com

| Güç | IE3 Çıkış Devri | IE3 Çıkış Momenti | Çevrim Oranı | IE3 Güv. Rad. Yük Çıkış | IE3 Servis Faktörü | Tipi | Anma Akımı | Ağırlık | Ölçü Sayfası | Motor Verim Snf.* |
|--|--|---|---|---|--|----------------------------------|------------------|----------------------|--------------|------------------------|
| Power | Output Speeds | Output Torque | Ratio | Per.O. Loads (Output) | Service Factors | Type | Rated Current | Weight | Dim. Page | Motor Eff. Class |
| Leistung P _g [kW] P _g [HP] | Abtriebswelle Drehzahlen n ₂ [r.p.m] | Abtriebswelle Drehmomente M ₂ [Nm] | Übersetzung i | Zul.Querkräfte (Abtrieb) F _{qam} [N] | Betriebsfaktor f _s | Typ | Nennstrom [A] | Gewicht ~ [kg] | Maße Seite | Motor Effizienz-klasse |
| 0,55 0,75 | 9,6 | 508 | 97,26 | 16830 | 1,6 | KR373-3E80M/6C KR373-2E80M/6B | 1,47 1,50 | 64 63 | 122 | IE3 IE2 |
| | 11 13 15 19 | 428 372 328 264 | 127,30 110,61 97,26 78,29 | 15691 16072 16338 16727 | 1,9 2,2 2,5 3,1 | KR373-3E80M/4C KR373-2E80M/4B | 1,34 1,45 | 63 62 | 122 | IE3 IE2 |
| | 6,6 7,8 | 724 610 | 220,43 185,40 | 15122 15962 | 0,8 1,0 | KR284-3E80M/4C KR284-2E80M/4B | 1,34 1,45 | 51 50 | 114 | IE3 IE2 |
| | 8,8 10 12 | 554 488 393 | 106,33 93,50 75,26 | 16320 16830 17241 | 1,1 1,2 1,5 | KR283-3E80M/6C KR283-2E80M/6B | 1,47 1,50 | 41 40 | 110 | IE3 IE2 |
| | 14 16 19 22 25 30 | 358 315 254 223 197 166 | 106,33 93,50 75,26 66,00 58,35 49,08 | 17416 17620 17892 18021 18124 18243 | 1,7 1,9 2,4 2,7 3,0 3,6 | KR283-3E80M/4C KR283-2E80M/4B | 1,34 1,45 | 41 40 | 110 | IE3 IE2 |
| | 7,2 | 644 | 200,35 | 10534 | 0,7 | KR275-3E80M/4C KR275-2E80M/4B | 1,34 1,45 | 38 37 | 106 | IE3 IE2 |
| | 9,7 11 13 | 504 435 381 | 96,68 83,48 72,92 | 11685 12163 12494 | 0,9 1,0 1,2 | KR273-3E80M/6C KR273-2E80M/6B | 1,47 1,50 | 35 34 | 102 | IE3 IE2 |
| | 15 17 20 21 25 29 33 40 48 | 325 281 246 231 196 171 149 124 103 | 96,68 83,48 72,92 68,40 58,15 50,51 44,20 36,55 30,48 | 12809 13023 13197 13268 13423 13532 13618 13718 13923 | 1,4 1,6 1,8 1,9 2,3 2,6 3,0 3,6 4,0 | KR273-3E80M/4C KR273-2E80M/4B | 1,34 1,45 | 37 36 | 102 | IE3 IE2 |
| | 14 15 17 20 23 28 33 38 46 55 | 352 330 281 244 214 177 148 129 107 89 | 104,49 98,01 83,32 72,37 63,33 52,37 43,67 38,16 31,55 26,31 | 4449 5626 6693 6625 6533 6363 6170 6014 5779 5545 | 0,8 0,8 1,0 1,1 1,3 1,6 1,9 2,2 2,6 3,0 | KR203-3E80M/4C KR203-2E80M/4B | 1,34 1,45 | 33 32 | 98 | IE3 IE2 |
| | 61 | 82 | 23,79 | 6415 | 3,4 | KR202-3E80M/4C KR202-2E80M/4B | 1,34 1,45 | 33 32 | 98 | IE3 IE2 |
| | 27 33 38 41 | 179 150 129 119 | 53,07 44,32 38,22 35,22 | 4428 5348 5246 5182 | 0,8 0,9 1,0 1,1 | KR103-3E80M/4C KR103-2E80M/4B | 1,34 1,45 | 20 19 | 94 | IE3 IE2 |

*: IE2 ve IE3 motorlu redüktör fiyatları farklıdır. / Geared motor prices are different for IE2 and IE3 motors. / Preise von Getrieben mit IE2 und IE3 Motoren sind unterschiedlich.



K Serisi Motorlu Güç Devir Sayfaları

K Series Geared Motors Performance Tables


K Serien Getriebemotoren Leistung und Drehzahlübersicht



Kalasanati.com

| Güç | IE3 Çıkış Devri | IE3 Çıkış Momenti | Çevrim Oranı | IE3 Güv. Rad. Yük Çıkış | IE3 Servis Faktörü | Tipi | Anma Akımı | Ağırlık | Ölçü Sayfası | Motor Verim Snf.* | |
|--|---|---|------------------|---|----------------------------------|----------------|------------------|----------------------|--------------|----------------------------|-----|
| Power | Output Speeds | Output Torque | Ratio | Per. O. Loads (Output) | Service Factors | Type | Rated Current | Weight | Dim. Page | Motor Eff. Class | |
| Leistung P _g [kW] P _g [HP] | Abtriebswelle Drehzahlen n ₂ [r.p.m] | Abtriebswelle Drehmomente M ₂ [Nm] | Übersetzung i | Zul.Querkräfte (Abtrieb) F _{qam} [N] | Betriebsfaktor f _s | Typ | Nennstrom [A] | Gewicht ~ [kg] | Maße Seite | Motor Effizienz- klasse | |
| 0,55 0,75 | 44 | 111 | 32,90 | 5125 | 1,2 | KR103-3E80M/4C | 1,34 | 20 | 94 | IE3 | |
| | 52 | 94 | 27,81 | 4972 | 1,3 | KR103-2E80M/4B | 1,45 | 19 | | IE2 | |
| 0,55 0,75 | 57 | 87 | 25,50 | 6186 | 1,4 | KR102-3E80M/4C | 1,34 | 20 | 94 | IE3 | |
| | 68 | 73 | 21,25 | 5786 | 1,6 | KR102-2E80M/4B | 1,45 | 19 | | IE2 | |
| | 76 | 66 | 19,13 | 5567 | 1,7 | | | | | | |
| | 84 | 59 | 17,30 | 5368 | 1,9 | | | | | | |
| | 99 | 50 | 14,61 | 5050 | 2,2 | | | | | | |
| | 116 | 43 | 12,51 | 4776 | 2,4 | | | | | | |
| | 131 | 38 | 11,05 | 4568 | 2,6 | | | | | | |
| | 140 | 35 | 10,32 | 4458 | 2,8 | | | | | | |
| | 166 | 30 | 8,72 | 4200 | 3,2 | | | | | | |
| | 0,55 0,75 | 48 | 101 | 29,95 | 3075 | 0,8 | KR003-3E80M/4C | 1,34 | 19 | 90 | IE3 |
| | | 57 | 87 | 25,64 | 3454 | 0,9 | KR003-2E80M/4B | 1,45 | 18 | | IE2 |
| | | 61 | 80 | 23,79 | 3433 | 1,0 | | | | | |
| | 0,55 0,75 | 73 | 68 | 19,88 | 3355 | 1,2 | KR002-3E80M/4C | 1,34 | 19 | 90 | IE3 |
| | | 90 | 55 | 16,18 | 3255 | 1,4 | KR002-2E80M/4B | 1,45 | 18 | | IE2 |
| 98 | | 51 | 14,73 | 3203 | 1,5 | | | | | | |
| 109 | | 45 | 13,26 | 3141 | 1,7 | | | | | | |
| 131 | | 38 | 11,09 | 3029 | 2,0 | | | | | | |
| 154 | | 32 | 9,40 | 2921 | 2,2 | | | | | | |
| 180 | | 28 | 8,04 | 2816 | 2,3 | | | | | | |
| 194 | | 26 | 7,46 | 2765 | 2,5 | | | | | | |
| 0,55 0,75 | | 192 | 26 | 14,73 | 2775 | 2,3 | KR002-3E71M/2C | 1,19 | 16 | 90 | IE3 |
| | | 213 | 23 | 13,26 | 2703 | 2,6 | KR002-2E71M/2B | 1,25 | 15 | | IE2 |
| | 255 | 19 | 11,09 | 2581 | 3,1 | | | | | | |
| | 301 | 17 | 9,40 | 2469 | 3,3 | | | | | | |
| | 352 | 14 | 8,04 | 2366 | 3,9 | | | | | | |
| 379 | 13 | 7,46 | 2316 | 4,0 | | | | | | | |
| 0,75 1,0 | 0,48 | 12897 | 2996,39 | 92600 | 1,2 | KR876-3E80M/4D | 1,77 | 653 | 190 | IE3 | |
| | 0,54 | 11481 | 2665,68 | 98610 | 1,3 | KR876-2E80M/4C | 1,89 | 651 | | IE2 | |
| | 0,61 | 10290 | 2387,89 | 103170 | 1,5 | | | | | | |
| | 0,70 | 8932 | 2074,42 | 107899 | 1,7 | | | | | | |
| 0,75 1,0 | 0,77 | 8296 | 1891,08 | 109774 | 1,8 | KR875-3E80M/4D | 1,77 | 651 | 190 | IE3 | |
| | 0,87 | 7344 | 1671,18 | 112719 | 2,0 | KR875-2E80M/4C | 1,89 | 649 | | IE2 | |
| | 0,97 | 6572 | 1495,27 | 114961 | 2,3 | | | | | | |
| | 1,1 | 5781 | 1313,07 | 117134 | 2,6 | | | | | | |
| | 1,3 | 4840 | 1096,71 | 119567 | 3,1 | | | | | | |
| | 1,5 | 4230 | 957,34 | 121059 | 3,5 | | | | | | |
| | 1,7 | 3735 | 844,51 | 122416 | 4,0 | | | | | | |
| | 1,9 | 3326 | 751,30 | 126745 | 4,0 | | | | | | |
| 0,75 1,0 | 0,70 | 9063 | 2066,04 | 47924 | 0,9 | KR775-3E80M/4D | 1,77 | 393 | 178 | IE3 | |
| | 0,81 | 7823 | 1786,65 | 55767 | 1,0 | KR775-2E80M/4C | 1,89 | 391 | | IE2 | |
| | 0,94 | 6781 | 1547,01 | 61224 | 1,2 | | | | | | |
| | 0,70 | 9108 | 1353,02 | 47716 | 0,9 | | | | | | |
| | 1,2 | 5237 | 1192,77 | 67929 | 1,5 | | | | | | |
| | 1,4 | 4649 | 1058,16 | 70135 | 1,7 | | | | | | |
| | 1,5 | 4148 | 943,49 | 71790 | 1,9 | | | | | | |
| | 1,7 | 3672 | 833,78 | 73367 | 2,2 | | | | | | |
| | 1,9 | 3286 | 746,01 | 74575 | 2,4 | | | | | | |
| | 2,2 | 2891 | 655,11 | 75752 | 2,8 | | | | | | |

*: IE2 ve IE3 motorlu redüktör fiyatları farklıdır. / Geared motor prices are different for IE2 and IE3 motors. / Preise von Getrieben mit IE2 und IE3 Motoren sind unterschiedlich.



K Serisi Motorlu Güç Devir Sayfaları

K Series Geared Motors Performance Tables


K Serien Getriebemotoren Leistung und Drehzahlübersicht



Kalasanati.com

| Güç | IE3 Çıkış Devri | IE3 Çıkış Momenti | Çevrim Oranı | IE3 Güv. Rad. Yük Çıkış | IE3 Servis Faktörü | Tipi | Anma Akımı | Ağırlık | Ölçü Sayfası | Motor Verim Snf.* |
|--|--|--|------------------|--|----------------------------------|----------------|------------------|----------------------|--------------|------------------------|
| Power | Output Speeds | Output Torque | Ratio | Per.O. Loads (Output) | Service Factors | Type | Rated Current | Weight | Dim. Page | Motor Eff. Class |
| Leistung P _g [kW] P _g [HP] | Abtriebswelle Drehzahlen n ₂ [r.p.m] | Abtriebswelle Drehmomente M ₂ [Nm] | Übersetzung i | Zul.Querkräfte (Abtrieb) F _{qam} [N] | Betriebsfaktor f _s | Typ | Nennstrom [A] | Gewicht ~ [kg] | Maße Seite | Motor Effizienz-klasse |
| 0,75 1,0 | 2,4 | 2751 | 396,00 | 76168 | 2,9 | KR774-3E90S/6B | 1,96 | 407 | 174 | IE3 |
| | 2,7 | 2462 | 354,32 | 76974 | 3,2 | KR774-2E90S/6A | 2,00 | 405 | | IE2 |
| | 3,0 | 2166 | 311,14 | 77769 | 3,7 | | | | | |
| | 1,2 | 5212 | 1191,60 | 16574 | 0,8 | KR675-3E80M/4D | 1,77 | 321 | 166 | IE3 |
| | 1,4 | 4560 | 1041,68 | 25595 | 0,9 | KR675-2E80M/4C | 1,89 | 319 | | IE2 |
| | 1,6 | 4012 | 915,75 | 31082 | 1,1 | | | | | |
| | 1,8 | 3551 | 809,27 | 34652 | 1,2 | | | | | |
| | 2,0 | 3178 | 724,08 | 37206 | 1,4 | | | | | |
| | 2,3 | 2796 | 635,86 | 39536 | 1,5 | | | | | |
| | 2,6 | 2519 | 363,81 | 41003 | 1,7 | KR674-3E90S/6B | 1,96 | 301 | 162 | IE3 |
| | 2,9 | 2229 | 321,51 | 42498 | 1,9 | KR674-2E90S/6A | 2,00 | 209 | | IE2 |
| | 3,5 | 1897 | 273,88 | 44120 | 2,3 | | | | | |
| | 4,0 | 1641 | 363,81 | 45192 | 2,6 | KR674-3E80M/4D | 1,77 | 296 | 162 | IE3 |
| | 4,5 | 1453 | 321,51 | 45975 | 3,0 | KR674-2E80M/4C | 1,89 | 294 | | IE2 |
| | 5,3 | 1236 | 273,88 | 46829 | 3,5 | | | | | |
| | 2,0 | 3228 | 469,74 | 15989 | 0,8 | KR574-3E90S/6B | 1,96 | 159 | 150 | IE3 |
| | 2,4 | 2732 | 397,01 | 22409 | 1,0 | KR574-2E90S/6A | 2,00 | 157 | | IE2 |
| | 2,9 | 2266 | 328,56 | 26563 | 1,2 | | | | | |
| | 3,1 | 2104 | 469,74 | 27812 | 1,3 | KR574-3E80M/4D | 1,77 | 156 | 150 | IE3 |
| | 3,7 | 1780 | 397,01 | 30031 | 1,5 | KR574-2E80M/4C | 1,89 | 154 | | IE2 |
| | 4,4 | 1477 | 328,56 | 31845 | 1,8 | | | | | |
| | 5,2 | 1264 | 281,00 | 32943 | 2,1 | | | | | |
| | 5,9 | 1110 | 246,42 | 33716 | 2,4 | | | | | |
| | 6,1 | 1071 | 237,97 | 33906 | 2,5 | | | | | |
| | 6,9 | 953 | 211,51 | 34460 | 2,8 | | | | | |
| | 3,4 | 1893 | 422,88 | 12714 | 0,8 | KR474-3E80M/4D | 1,77 | 103 | 138 | IE3 |
| | 3,9 | 1664 | 371,35 | 15500 | 0,9 | KR474-2E80M/4C | 1,89 | 101 | | IE2 |
| | 4,7 | 1392 | 310,16 | 17982 | 1,1 | | | | | |
| | 4,9 | 1316 | 293,03 | 18590 | 1,2 | | | | | |
| | 6,2 | 1079 | 153,47 | 20234 | 1,4 | KR473-3E90S/6B | 1,96 | 99 | 134 | IE3 |
| | 6,9 | 956 | 135,98 | 21039 | 1,6 | KR473-2E90S/6A | 2,00 | 97 | | IE2 |
| | 8,5 | 779 | 110,65 | 22009 | 2,0 | | | | | |
| | 9,4 | 706 | 153,47 | 22412 | 2,2 | KR473-3E80M/4D | 1,77 | 95 | 134 | IE3 |
| | 11 | 625 | 135,98 | 22807 | 2,5 | KR473-2E80M/4C | 1,89 | 93 | | IE2 |
| | 13 | 510 | 110,65 | 23324 | 3,0 | | | | | |
| | 15 | 451 | 97,79 | 23564 | 3,4 | | | | | |
| | 6,3 | 1028 | 229,29 | 8932 | 0,8 | KR374-3E80M/4D | 1,77 | 68 | 126 | IE3 |
| | | | | | | KR374-2E80M/4C | 1,89 | 66 | | IE2 |
| | 8,5 | 778 | 110,61 | 12550 | 1,1 | KR373-3E90S/6B | 1,96 | 68 | 122 | IE3 |
| | 9,7 | 684 | 97,26 | 16200 | 1,2 | KR373-2E90S/6A | 2,00 | 66 | | IE2 |
| | 11 | 584 | 127,30 | 14463 | 1,4 | KR373-3E80M/4D | 1,77 | 64 | 122 | IE3 |
| | 13 | 509 | 110,61 | 15090 | 1,6 | KR373-2E80M/4C | 1,89 | 62 | | IE2 |
| | 15 | 448 | 97,26 | 15527 | 1,8 | | | | | |

*: IE2 ve IE3 motorlu redüktör fiyatları farklıdır. / Geared motor prices are different for IE2 and IE3 motors. / Preise von Getrieben mit IE2 und IE3 Motoren sind unterschiedlich.



K Serisi Motorlu Güç Devir Sayfaları

K Series Geared Motors Performance Tables


K Serien Getriebemotoren Leistung und Drehzahlübersicht



Kalasanati.com

| Güç | IE3 Çıkış Devri | IE3 Çıkış Momenti | Çevrim Oranı | IE3 Güv. Rad. Yük Çıkış | IE3 Servis Faktörü | Tipi | Anma Akımı | Ağırlık | Ölçü Sayfası | Motor Verim Snf.* |
|--|---|---|------------------|---|----------------------------------|----------------------------------|------------------|----------------------|--------------|-------------------------------|
| Power | Output Speeds | Output Torque | Ratio | Per.O. Loads (Output) | Service Factors | Type | Rated Current | Weight | Dim. Page | Motor Eff. Class |
| Leistung P _g [kW] P _g [HP] | Abtriebswelle Drehzahlen n ₂ [r.p.m] | Abtriebswelle Drehmomente M ₂ [Nm] | Übersetzung i | Zul.Querkräfte (Abtrieb) F _{qam} [N] | Betriebsfaktor f _s | Typ | Nennstrom [A] | Gewicht ~ [kg] | Maße Seite | Motor Effizienz- klasse |
| 0,75 1,0 | 19 | 361 | 78,29 | 16133 | 2,3 | KR373-3E80M/4D | 1,77 | 64 | 122 | IE3 |
| | 21 | 317 | 68,65 | 16415 | 2,6 | KR373-2E80M/4C | 1,89 | 62 | | IE2 |
| | 24 | 280 | 60,69 | 16637 | 2,9 | | | | | |
| | 9,2 | 708 | 157,62 | 15248 | 0,8 | KR284-3E80M/4D KR284-2E80M/4C | 1,77 1,89 | 52 51 | 114 | IE3 IE2 |
| | 10 | 658 | 93,50 | 16200 | 0,9 | KR283-3E90S/6B | 1,96 | 45 | 110 | IE3 |
| | 13 | 530 | 75,26 | 16472 | 1,1 | KR283-2E90S/6A | 2,00 | 44 | | IE2 |
| | 14 | 489 | 106,33 | 16717 | 1,2 | KR283-3E80M/4D | 1,77 | 42 | 110 | IE3 |
| | 16 | 430 | 93,50 | 17044 | 1,4 | KR283-2E80M/4C | 1,89 | 41 | | IE2 |
| | 19 | 346 | 75,26 | 17471 | 1,7 | | | | | |
| | 22 | 304 | 66,00 | 17670 | 2,0 | | | | | |
| | 25 | 269 | 58,35 | 17826 | 2,2 | | | | | |
| | 30 | 227 | 49,08 | 18005 | 2,6 | | | | | |
| | 35 | 193 | 41,72 | 18140 | 3,1 | | | | | |
| | 41 | 166 | 35,75 | 18245 | 3,6 | | | | | |
| | 11 | 587 | 83,48 | 11033 | 0,8 | KR273-3E90S/6B | 1,96 | 36 | 102 | IE3 |
| | 13 | 513 | 72,92 | 11614 | 0,9 | KR273-2E90S/6A | 2,00 | 38 | | IE2 |
| | 15 | 444 | 96,68 | 12098 | 1,0 | KR273-3E80M/4D | 1,77 | 38 | 102 | IE3 |
| | 17 | 384 | 83,48 | 12459 | 1,2 | KR273-2E80M/4C | 1,89 | 36 | | IE2 |
| | 20 | 336 | 72,92 | 12738 | 1,3 | | | | | |
| | 21 | 315 | 68,40 | 12851 | 1,4 | | | | | |
| | 25 | 268 | 58,15 | 13094 | 1,7 | | | | | |
| | 29 | 233 | 50,51 | 13261 | 1,9 | | | | | |
| | 33 | 204 | 44,20 | 13392 | 2,2 | | | | | |
| | 40 | 169 | 36,55 | 13541 | 2,7 | | | | | |
| | 48 | 141 | 30,48 | 13653 | 3,2 | | | | | |
| | 57 | 118 | 25,55 | 13799 | 3,6 | | | | | |
| | 63 | 107 | 23,08 | 13908 | 3,8 | | | | | |
| | 76 | 89 | 19,08 | 14143 | 4,0 | | | | | |
| | 20 | 334 | 72,37 | 5471 | 0,8 | KR203-3E80M/4D | 1,77 | 34 | 98 | IE3 |
| | 23 | 292 | 63,33 | 5739 | 1,0 | KR203-2E80M/4C | 1,89 | 33 | | IE2 |
| | 28 | 242 | 52,37 | 5719 | 1,2 | | | | | |
| | 33 | 202 | 43,67 | 5643 | 1,4 | | | | | |
| | 38 | 177 | 38,16 | 5559 | 1,6 | | | | | |
| | 46 | 146 | 31,55 | 5408 | 1,9 | | | | | |
| | 55 | 122 | 26,31 | 5239 | 2,2 | | | | | |
| | 61 | 111 | 23,79 | 6507 | 2,5 | KR202-3E80M/4D | 1,77 | 34 | 98 | IE3 |
| | 72 | 95 | 20,23 | 6133 | 3,0 | KR202-2E80M/4C | 1,89 | 33 | | IE2 |
| | 83 | 82 | 17,47 | 5815 | 3,3 | | | | | |
| | 41 | 163 | 35,22 | 4667 | 0,8 | KR103-3E80M/4D | 1,77 | 21 | 94 | IE3 |
| | 44 | 152 | 32,90 | 4646 | 0,9 | KR103-2E80M/4C | 1,89 | 20 | | IE2 |
| | 52 | 128 | 27,81 | 4574 | 1,0 | | | | | |
| | 57 | 119 | 25,50 | 6298 | 1,0 | KR102-3E80M/4D | 1,77 | 21 | 94 | IE3 |
| | 68 | 99 | 21,25 | 5884 | 1,2 | KR102-2E80M/4C | 1,89 | 20 | | IE2 |
| | 76 | 90 | 19,13 | 5658 | 1,2 | | | | | |
| | 84 | 81 | 17,30 | 5452 | 1,4 | | | | | |
| | 99 | 69 | 14,61 | 5123 | 1,6 | | | | | |
| | 116 | 59 | 12,51 | 4841 | 1,8 | | | | | |

*: IE2 ve IE3 motorlu redüktör fiyatları farklıdır. / Geared motor prices are different for IE2 and IE3 motors. / Preise von Getrieben mit IE2 und IE3 Motoren sind unterschiedlich.



K Serisi Motorlu Güç Devir Sayfaları

K Series Geared Motors Performance Tables


K Serien Getriebemotoren Leistung und Drehzahlübersicht



Kalasanati.com

| Güç | IE3 Çıkış Devri | IE3 Çıkış Momenti | Çevrim Oranı | IE3 Güv. Rad. Yük Çıkış | IE3 Servis Faktörü | Tipi | Anma Akımı | Ağırlık | Ölçü Sayfası | Motor Verim Snf.* |
|--|--|--|------------------|--|----------------------------------|----------------|------------------|----------------------|--------------|------------------------|
| Power | Output Speeds | Output Torque | Ratio | Per.O. Loads (Output) | Service Factors | Type | Rated Current | Weight | Dim. Page | Motor Eff. Class |
| Leistung P _g [kW] P _g [HP] | Abtriebswelle Drehzahlen n ₂ [r.p.m] | Abtriebswelle Drehmomente M ₂ [Nm] | Übersetzung i | Zul.Querkräfte (Abtrieb) F _{qam} [N] | Betriebsfaktor f _s | Typ | Nennstrom [A] | Gewicht ~ [kg] | Maße Seite | Motor Effizienz-klasse |
| 0,75 1,0 | 131 | 52 | 11,05 | 4626 | 1,9 | KR102-3E80M/4D | 1,77 | 21 | 94 | IE3 |
| | 140 | 49 | 10,32 | 4513 | 2,1 | KR102-2E80M/4C | 1,89 | 20 | | IE2 |
| | 166 | 41 | 8,72 | 4247 | 2,3 | | | | | |
| | 199 | 34 | 7,29 | 3981 | 2,6 | | | | | |
| | 231 | 30 | 6,28 | 3776 | 3,0 | | | | | |
| | 261 | 26 | 11,05 | 3616 | 3,3 | KR102-3E80M/2B | 1,59 | 21 | 94 | IE3 |
| | 279 | 24 | 10,32 | 3530 | 3,3 | KR102-2E80M/2A | 1,67 | 20 | | IE2 |
| | 73 | 93 | 19,88 | 2961 | 0,9 | KR002-3E80M/4D | 1,77 | 20 | 90 | IE3 |
| | 90 | 76 | 16,18 | 2941 | 1,0 | KR002-2E80M/4C | 1,89 | 19 | | IE2 |
| | 98 | 69 | 14,73 | 2920 | 1,1 | | | | | |
| | 109 | 62 | 13,26 | 2890 | 1,2 | | | | | |
| | 131 | 52 | 11,09 | 2822 | 1,4 | | | | | |
| | 154 | 44 | 9,40 | 2747 | 1,6 | | | | | |
| | 180 | 38 | 8,04 | 2669 | 1,7 | | | | | |
| | 194 | 35 | 7,46 | 2630 | 1,9 | | | | | |
| 217 | 31 | 13,26 | 2573 | 1,9 | KR002-3E80M/2B | 1,59 | 18 | 90 | IE3 | |
| 260 | 26 | 11,09 | 2471 | 2,3 | KR002-2E80M/2A | 1,67 | 17 | | IE2 | |
| 307 | 22 | 9,40 | 2375 | 2,5 | | | | | | |
| 358 | 19 | 8,04 | 2284 | 2,9 | | | | | | |
| 386 | 18 | 7,46 | 2240 | 3,1 | | | | | | |
| 1,1 1,5 | 0,77 | 12168 | 1891,08 | 95780 | 1,2 | KR875-3E90S/4C | 2,46 | 657 | 190 | IE3 |
| | 0,87 | 10771 | 1671,18 | 101381 | 1,4 | KR875-2E90S/4B | 2,60 | 655 | | IE2 |
| | 0,97 | 9639 | 1495,27 | 105337 | 1,6 | | | | | |
| | 1,1 | 8479 | 1313,07 | 109373 | 1,8 | | | | | |
| | 1,3 | 7099 | 1096,71 | 113443 | 2,1 | | | | | |
| | 1,5 | 6204 | 957,34 | 115988 | 2,4 | | | | | |
| | 1,7 | 5478 | 844,51 | 117936 | 2,7 | | | | | |
| | 1,9 | 4878 | 751,30 | 119473 | 3,1 | | | | | |
| | 0,94 | 9946 | 1547,01 | 40762 | 0,8 | KR775-3E90S/4C | 2,46 | 399 | 178 | IE3 |
| | 1,1 | 8706 | 1353,02 | 50450 | 0,9 | KR775-2E90S/4B | 2,60 | 397 | | IE2 |
| | 1,2 | 7681 | 1192,77 | 56568 | 1,0 | | | | | |
| | 1,4 | 6819 | 1058,16 | 61043 | 1,2 | | | | | |
| | 1,5 | 6083 | 943,49 | 64432 | 1,3 | | | | | |
| | 1,7 | 5385 | 833,78 | 67228 | 1,5 | | | | | |
| | 1,9 | 4820 | 746,01 | 69510 | 1,7 | | | | | |
| | 2,2 | 4241 | 655,11 | 71469 | 1,9 | | | | | |
| | 2,4 | 4057 | 396,00 | 72289 | 2,0 | KR774-3E90L/6C | 2,75 | 348 | 174 | IE3 |
| | 2,7 | 3631 | 354,32 | 73579 | 2,2 | KR774-2E90L/6B | 2,90 | 345 | | IE2 |
| | 3,0 | 3194 | 311,14 | 74922 | 2,5 | | | | | |
| | 3,4 | 2860 | 278,35 | 75898 | 2,8 | | | | | |
| | 3,7 | 2630 | 396,00 | 76498 | 3,0 | KR774-3E90S/4C | 2,46 | 370 | 174 | IE3 |
| | 4,1 | 2354 | 354,32 | 77259 | 3,4 | KR774-2E90S/4B | 2,60 | 368 | | IE2 |
| | 1,8 | 5208 | 809,27 | 16646 | 0,8 | KR675-3E90S/4C | 2,46 | 257 | 166 | IE3 |
| | 2,0 | 4662 | 724,08 | 24408 | 0,9 | KR675-2E90S/4B | 2,60 | 255 | | IE2 |
| | 2,3 | 4101 | 635,86 | 30274 | 1,0 | | | | | |
| | 2,6 | 3714 | 363,81 | 33437 | 1,2 | KR674-3E90L/6C | 2,75 | 271 | 162 | IE3 |
| | 2,9 | 3287 | 321,51 | 36489 | 1,3 | KR674-2E90L/6B | 2,90 | 268 | | IE2 |
| 3,4 | 2797 | 273,88 | 39532 | 1,5 | | | | | | |

*: IE2 ve IE3 motorlu redüktör fiyatları farklıdır. / Geared motor prices are different for IE2 and IE3 motors. / Preise von Getrieben mit IE2 und IE3 Motoren sind unterschiedlich.



K Serisi Motorlu Güç Devir Sayfaları

K Series Geared Motors Performance Tables


K Serien Getriebemotoren Leistung und Drehzahlübersicht



Kalasanati.com

| Güç | IE3 Çıkış Devri | IE3 Çıkış Momenti | Çevrim Oranı | IE3 Güv. Rad. Yük Çıkış | IE3 Servis Faktörü | Tipi | Anma Akımı | Ağırlık | Ölçü Sayfası | Motor Verim Snf.* |
|--|---|---|------------------|---|----------------------------------|----------------|------------------|----------------------|--------------|-------------------------------|
| Power | Output Speeds | Output Torque | Ratio | Per.O. Loads (Output) | Service Factors | Type | Rated Current | Weight | Dim. Page | Motor Eff. Class |
| Leistung P _g [kW] P _g [HP] | Abtriebswelle Drehzahlen n ₂ [r.p.m] | Abtriebswelle Drehmomente M ₂ [Nm] | Übersetzung i | Zul.Querkräfte (Abtrieb) F _{qam} [N] | Betriebsfaktor f _s | Typ | Nennstrom [A] | Gewicht ~ [kg] | Maße Seite | Motor Effizienz- klasse |
| 1,1 1,5 | 4,0 | 2407 | 363,81 | 41618 | 1,8 | KR674-3E90S/4C | 2,46 | 270 | 162 | IE3 |
| | 4,5 | 2131 | 321,51 | 42965 | 2,0 | KR674-2E90S/4B | 2,60 | 268 | | IE2 |
| | 5,3 | 1813 | 273,88 | 44444 | 2,4 | | | | | |
| | 6,2 | 1561 | 235,44 | 45531 | 2,8 | | | | | |
| | 7,1 | 1357 | 204,32 | 46361 | 3,2 | | | | | |
| | 3,1 | 3085 | 469,74 | 18048 | 0,9 | KR574-3E90S/4C | 2,46 | 159 | 150 | IE3 |
| | 3,7 | 2611 | 397,01 | 23598 | 1,0 | KR574-2E90S/4B | 2,60 | 157 | | IE2 |
| | 4,4 | 2166 | 328,56 | 27343 | 1,2 | | | | | |
| | 5,2 | 1854 | 281,00 | 29553 | 1,5 | | | | | |
| | 5,9 | 1629 | 246,42 | 30921 | 1,7 | | | | | |
| | 6,1 | 1571 | 237,97 | 31286 | 1,7 | | | | | |
| | 6,9 | 1397 | 211,51 | 32230 | 1,9 | | | | | |
| 8,0 | 1196 | 180,90 | 33290 | 2,3 | | | | | | |
| 9,1 | 1051 | 158,64 | 34002 | 2,6 | | | | | | |
| 10 | 931 | 140,24 | 34561 | 2,9 | | | | | | |
| 12 | 785 | 117,96 | 35203 | 3,4 | | | | | | |
| 6,1 | 1594 | 153,47 | 16176 | 1,0 | KR473-3E90L/6C | 2,75 | 102 | 134 | IE3 | |
| 6,9 | 1412 | 135,98 | 17815 | 1,1 | KR473-2E90L/6B | 2,90 | 99 | | IE2 | |
| 8,5 | 1151 | 110,65 | 19787 | 1,3 | | | | | | |
| 9,4 | 1036 | 153,47 | 20546 | 1,5 | KR473-3E90S/4C | 2,46 | 101 | 134 | IE3 | |
| 11 | 918 | 135,98 | 21262 | 1,7 | KR473-2E90S/4B | 2,60 | 99 | | IE2 | |
| 13 | 748 | 110,65 | 22168 | 2,1 | | | | | | |
| 15 | 662 | 97,79 | 22607 | 2,3 | | | | | | |
| 17 | 592 | 87,49 | 22944 | 2,6 | | | | | | |
| 19 | 521 | 76,83 | 23291 | 3,0 | | | | | | |
| 23 | 436 | 64,17 | 23647 | 3,6 | | | | | | |
| 8,5 | 1148 | 110,61 | 6284 | 0,7 | KR373-3E90L/6C | 2,75 | 70 | 122 | IE3 | |
| 9,7 | 1011 | 97,26 | 9290 | 0,8 | KR373-2E90L/6B | 2,90 | 67 | | IE2 | |
| 12 | 814 | 78,29 | 12120 | 1,0 | | | | | | |
| 13 | 746 | 110,61 | 12896 | 1,1 | KR373-3E90S/4C | 2,46 | 70 | 122 | IE3 | |
| 15 | 657 | 97,26 | 13804 | 1,2 | KR373-2E90S/4B | 2,60 | 68 | | IE2 | |
| 19 | 529 | 78,29 | 14925 | 1,5 | | | | | | |
| 21 | 465 | 68,65 | 15401 | 1,8 | | | | | | |
| 24 | 411 | 60,69 | 15789 | 2,0 | | | | | | |
| 28 | 346 | 51,05 | 16226 | 2,4 | | | | | | |
| 33 | 295 | 43,40 | 16549 | 2,8 | | | | | | |
| 39 | 253 | 37,19 | 16797 | 3,2 | | | | | | |
| 14 | 717 | 106,33 | 15179 | 0,8 | KR283-3E90S/4C | 2,46 | 47 | 110 | IE3 | |
| 16 | 631 | 93,50 | 15808 | 1,0 | KR283-2E90S/4B | 2,60 | 45 | | IE2 | |
| 19 | 508 | 75,26 | 16599 | 1,2 | | | | | | |
| 22 | 446 | 66,00 | 16955 | 1,3 | | | | | | |
| 25 | 395 | 58,35 | 17229 | 1,5 | | | | | | |
| 30 | 333 | 49,08 | 17537 | 1,8 | | | | | | |
| 35 | 283 | 41,72 | 17764 | 2,1 | | | | | | |
| 41 | 243 | 35,75 | 17938 | 2,5 | | | | | | |
| 45 | 220 | 32,35 | 18032 | 2,7 | | | | | | |
| 17 | 564 | 83,48 | 11227 | 0,8 | KR273-3E90S/4C | 2,46 | 43 | 102 | IE3 | |
| 20 | 493 | 72,92 | 11753 | 0,9 | KR273-2E90S/4B | 2,60 | 41 | | IE2 | |
| 21 | 463 | 68,40 | 11975 | 1,0 | | | | | | |
| 25 | 393 | 58,15 | 12402 | 1,1 | | | | | | |
| 29 | 342 | 50,51 | 12703 | 1,3 | | | | | | |
| 33 | 300 | 44,20 | 12933 | 1,5 | | | | | | |

*: IE2 ve IE3 motorlu redüktör fiyatları farklıdır. / Geared motor prices are different for IE2 and IE3 motors. / Preise von Getrieben mit IE2 und IE3 Motoren sind unterschiedlich.



K Serisi Motorlu Güç Devir Sayfaları

K Series Geared Motors Performance Tables


K Serien Getriebemotoren Leistung und Drehzahlübersicht



Kalasanati.com

| Güç | IE3 Çıkış Devri | IE3 Çıkış Momenti | Çevrim Oranı | IE3 Güv. Rad. Yük Çıkış | IE3 Servis Faktörü | Tipi | Anma Akımı | Ağırlık | Ölçü Sayfası | Motor Verim Snf.* | |
|--|--|--|------------------|--|----------------------------------|-----------------------|-----------------------|----------------------|--------------|------------------------|-----|
| Power | Output Speeds | Output Torque | Ratio | Per.O. Loads (Output) | Service Factors | Type | Rated Current | Weight | Dim. Page | Motor Eff. Class | |
| Leistung P _g [kW] P _g [HP] | Abtriebswelle Drehzahlen n ₂ [r.p.m] | Abtriebswelle Drehmomente M ₂ [Nm] | Übersetzung i | Zul.Querkräfte (Abtrieb) F _{qam} [N] | Betriebsfaktor f _s | Typ | Nennstrom [A] | Gewicht ~ [kg] | Maße Seite | Motor Effizienz-klasse | |
| 1,1 1,5 | 40 | 248 | 36,55 | 13190 | 1,8 | KR273-3E90S/4C | 2,46 | 43 | 102 | IE3 | |
| | 48 | 207 | 30,48 | 13378 | 2,2 | KR273-2E90S/4B | 2,60 | 41 | | IE2 | |
| | 57 | 174 | 25,55 | 13602 | 2,5 | | | | | | |
| | 63 | 158 | 23,08 | 13741 | 2,6 | | | | | | |
| | 76 | 131 | 19,08 | 13910 | 3,0 | | | | | | |
| | 91 | 109 | 15,92 | 14034 | 3,4 | | | | | | |
| | 109 | 92 | 13,34 | 14147 | 3,8 | | | | | | |
| | 121 | 82 | 12,00 | 14158 | 3,1 | | | | | | |
| | 146 | 68 | 9,92 | 13462 | 3,5 | | | | | | |
| | 175 | 57 | 8,28 | 12819 | 4,0 | | | | | | |
| 209 | 48 | 6,94 | 12216 | 4,0 | | | | | | | |
| | 28 | 355 | 52,37 | 4248 | 0,8 | KR203-3E90S/4C | 2,46 | 39 | 98 | IE3 | |
| | 33 | 297 | 43,67 | 4663 | 0,9 | KR203-2E90S/4B | 2,60 | 37 | | IE2 | |
| | 38 | 259 | 38,16 | 4718 | 1,1 | | | | | | |
| | 46 | 215 | 31,55 | 4726 | 1,3 | | | | | | |
| | 55 | 179 | 26,31 | 4680 | 1,5 | | | | | | |
| | 61 | 163 | 23,79 | 6646 | 1,7 | KR202-3E90S/4C | 2,46 | 38 | 98 | IE3 | |
| | 72 | 139 | 20,23 | 6258 | 2,0 | KR202-2E90S/4B | 2,60 | 36 | | IE2 | |
| | 83 | 120 | 17,47 | 5927 | 2,2 | | | | | | |
| | 95 | 105 | 15,26 | 5639 | 2,5 | | | | | | |
| | 101 | 99 | 14,32 | 5508 | 2,6 | | | | | | |
| | 119 | 84 | 12,17 | 5189 | 2,9 | | | | | | |
| | 137 | 73 | 10,57 | 4930 | 3,2 | | | | | | |
| | 64 | 155 | 14,61 | 5374 | 0,8 | KR102-3E90L/6C | 2,75 | 29 | 94 | IE3 | |
| | 75 | 133 | 12,51 | 5814 | 0,9 | KR102-2E90L/6B | 2,90 | 26 | | IE2 | |
| | 84 | 119 | 17,30 | 5580 | 0,9 | KR102-3E90S/4C | 2,46 | 25 | 94 | IE3 | |
| | 99 | 101 | 14,61 | 5236 | 1,1 | KR102-2E90S/4B | 2,60 | 23 | | IE2 | |
| | 116 | 86 | 12,51 | 4942 | 1,2 | | | | | | |
| | 131 | 76 | 11,05 | 4719 | 1,3 | | | | | | |
| | 140 | 71 | 10,32 | 4601 | 1,4 | | | | | | |
| | 166 | 60 | 8,72 | 4324 | 1,6 | | | | | | |
| | 199 | 50 | 7,29 | 4047 | 1,8 | | | | | | |
| | 231 | 43 | 6,28 | 3834 | 2,1 | | | | | | |
| | | 261 | 38 | 11,05 | 3668 | 2,2 | KR102-3E80M/2C | 2,26 | 21 | 94 | IE3 |
| | | 279 | 36 | 10,32 | 3579 | 2,2 | KR102-2E80M/2B | 2,36 | 19 | | IE2 |
| 330 | | 30 | 8,72 | 3369 | 2,6 | | | | | | |
| 395 | | 25 | 7,29 | 3159 | 3,0 | | | | | | |
| 458 | | 22 | 6,28 | 2997 | 3,2 | | | | | | |
| | 109 | 91 | 13,26 | 2421 | 0,8 | KR002-3E90S/4C | 2,46 | 25 | 90 | IE3 | |
| | 131 | 76 | 11,09 | 2439 | 1,0 | KR002-2E90S/4B | 2,60 | 23 | | IE2 | |
| | 154 | 65 | 9,40 | 2428 | 1,1 | | | | | | |
| | 180 | 56 | 8,04 | 2400 | 1,2 | | | | | | |
| | 194 | 52 | 7,46 | 2382 | 1,3 | | | | | | |
| | 217 | 46 | 13,26 | 2353 | 1,3 | KR002-3E80M/2C | 2,26 | 20 | 90 | IE3 | |
| | 260 | 38 | 11,09 | 2290 | 1,6 | KR002-2E80M/2B | 2,36 | 18 | | IE2 | |
| | 307 | 33 | 9,40 | 2223 | 1,7 | | | | | | |
| | 358 | 28 | 8,04 | 2155 | 2,0 | | | | | | |
| | 386 | 26 | 7,46 | 2121 | 2,1 | | | | | | |

*: IE2 ve IE3 motorlu redüktör fiyatları farklıdır. / Geared motor prices are different for IE2 and IE3 motors. / Preise von Getrieben mit IE2 und IE3 Motoren sind unterschiedlich.



K Serisi Motorlu Güç Devir Sayfaları

K Series Geared Motors Performance Tables


K Serien Getriebemotoren Leistung und Drehzahlübersicht



Kalasanati.com

| Güç | IE3 Çıkış Devri | IE3 Çıkış Momenti | Çevrim Oranı | IE3 Güv. Rad. Yük Çıkış | IE3 Servis Faktörü | Tipi | Anma Akımı | Ağırlık | Ölçü Sayfası | Motor Verim Snf.* |
|--|---|---|------------------|---|------------------------------------|-----------------|------------------|----------------------|--------------|-------------------------------|
| Power | Output Speeds | Output Torque | Ratio | Per.O. Loads (Output) | Service Factors | Type | Rated Current | Weight | Dim. Page | Motor Eff. Class |
| Leistung P _g [kW] P _g [HP] | Abtriebswelle Drehzahlen n ₂ [r.p.m] | Abtriebswelle Drehmomente M ₂ [Nm] | Übersetzung i | Zul.Querkräfte (Abtrieb) F _{qam} [N] | Betriebsfaktor f _s | Typ | Nennstrom [A] | Gewicht ~ [kg] | Maße Seite | Motor Effizienz- klasse |
| 1,5 2,0 | 0,97 | 13144 | 1495,27 | 91475 | 1,1 | KR875-3E90L/4D | 3,30 | 659 | 190 | IE3 |
| | 1,1 | 11563 | 1313,07 | 98281 | 1,3 | KR875-2E90L/4C | 3,40 | 658 | | IE2 |
| | 1,3 | 9680 | 1096,71 | 100689 | 1,5 | | | | | |
| | 1,5 | 8460 | 957,34 | 104678 | 1,8 | | | | | |
| | 1,7 | 7470 | 844,51 | 107455 | 2,0 | | | | | |
| | 1,9 | 6652 | 751,30 | 109747 | 2,3 | | | | | |
| | 2,2 | 6023 | 438,70 | 111593 | 2,5 | KR874-3E100L/6B | 3,50 | 895 | 186 | IE3 |
| | 2,5 | 5282 | 383,99 | 113316 | 2,8 | KR874-2E100L/6A | 3,72 | 892 | | IE2 |
| | 2,8 | 4681 | 339,70 | 114765 | 3,2 | | | | | |
| | 1,4 | 9298 | 1058,16 | 46159 | 0,9 | KR775-3E90L/4D | 3,30 | 428 | 178 | IE3 |
| | 1,5 | 8295 | 943,49 | 52976 | 1,0 | KR775-2E90L/4C | 3,40 | 427 | | IE2 |
| | 1,7 | 7344 | 833,78 | 58389 | 1,1 | | | | | |
| | 1,9 | 6573 | 746,01 | 62215 | 1,2 | | | | | |
| | 2,2 | 5783 | 655,11 | 65720 | 1,4 | | | | | |
| | 2,4 | 5445 | 396,00 | 66988 | 1,5 | KR774-3E100L/6B | 3,50 | 414 | 174 | IE3 |
| | 2,7 | 4873 | 354,32 | 69216 | 1,6 | KR774-2E100L/6A | 3,72 | 411 | | IE2 |
| | 3,1 | 4287 | 311,14 | 71333 | 1,9 | | | | | |
| | 3,4 | 3839 | 278,35 | 72930 | 2,1 | | | | | |
| 3,7 | 3586 | 396,00 | 73641 | 2,2 | KR774-3E90L/4D | 3,30 | 410 | 174 | IE3 | |
| 4,1 | 3210 | 354,32 | 74809 | 2,5 | KR774-2E90L/4C | 3,40 | 409 | | IE2 | |
| 4,7 | 2823 | 311,14 | 75948 | 2,8 | | | | | | |
| 5,2 | 2529 | 278,35 | 76780 | 3,2 | | | | | | |
| 6,0 | 2184 | 240,71 | 77712 | 3,7 | | | | | | |
| 2,6 | 4984 | 363,81 | 20305 | 0,9 | KR674-3E100L/6B | 3,50 | 308 | 162 | IE3 | |
| 3,0 | 4412 | 321,51 | 27178 | 1,0 | KR674-2E100L/6A | 3,72 | 305 | | IE2 | |
| 3,5 | 3754 | 273,88 | 33125 | 1,1 | | | | | | |
| 4,0 | 3283 | 363,81 | 36521 | 1,3 | KR674-3E90L/4D | 3,30 | 303 | 162 | IE3 | |
| 4,5 | 2906 | 321,51 | 38894 | 1,5 | KR674-2E90L/4C | 3,40 | 302 | | IE2 | |
| 5,3 | 2472 | 273,88 | 41257 | 1,7 | | | | | | |
| 6,2 | 2129 | 235,44 | 42977 | 2,0 | | | | | | |
| 7,1 | 1850 | 204,32 | 44279 | 2,3 | | | | | | |
| 8,1 | 1619 | 178,62 | 45286 | 2,7 | | | | | | |
| 9,2 | 1425 | 157,02 | 46088 | 3,0 | | | | | | |
| 4,4 | 2954 | 328,56 | 19787 | 0,9 | KR574-3E90L/4D | 3,30 | 163 | 150 | IE3 | |
| 5,2 | 2528 | 281,00 | 24321 | 1,1 | KR574-2E90L/4C | 3,40 | 162 | | IE2 | |
| 5,9 | 2221 | 246,42 | 26922 | 1,2 | | | | | | |
| 6,1 | 2142 | 237,97 | 27526 | 1,3 | | | | | | |
| 6,9 | 1906 | 211,51 | 29208 | 1,4 | | | | | | |
| 7,6 | 1751 | 125,51 | 30219 | 1,5 | KR573-3E100L/6B | 3,50 | 155 | 146 | IE3 | |
| 8,7 | 1534 | 109,86 | 31473 | 1,8 | KR573-2E100L/6A | 3,72 | 152 | | IE2 | |
| 9,8 | 1359 | 97,19 | 32492 | 2,0 | | | | | | |
| 12 | 1150 | 82,14 | 33561 | 2,3 | | | | | | |
| 14 | 943 | 67,37 | 34510 | 2,9 | | | | | | |
| 16 | 834 | 59,49 | 34996 | 3,2 | | | | | | |
| 8,6 | 1545 | 110,65 | 16645 | 1,0 | KR473-3E100L/6B KR473-2E100L/6A | 3,50 3,72 | 109 106 | 134 | IE3 IE2 | |

*: IE2 ve IE3 motorlu redüktör fiyatları farklıdır. / Geared motor prices are different for IE2 and IE3 motors. / Preise von Getrieben mit IE2 und IE3 Motoren sind unterschiedlich.



K Serisi Motorlu Güç Devir Sayfaları

K Series Geared Motors Performance Tables


K Serien Getriebemotoren Leistung und Drehzahlübersicht



Kalasanati.com

| Güç | IE3 Çıkış Devri | IE3 Çıkış Momenti | Çevrim Oranı | IE3 Güv. Rad. Yük Çıkış | IE3 Servis Faktörü | Tipi | Anma Akımı | Ağırlık | Ölçü Sayfası | Motor Verim Snf.* | |
|--|--|--|------------------|--|----------------------------------|----------------|------------------|----------------------|--------------|----------------------------|-----|
| Power | Output Speeds | Output Torque | Ratio | Per.O. Loads (Output) | Service Factors | Type | Rated Current | Weight | Dim. Page | Motor Eff. Class | |
| Leistung P _g [kW] P _g [HP] | Abtriebswelle Drehzahlen n ₂ [r.p.m] | Abtriebswelle Drehmomente M ₂ [Nm] | Übersetzung i | Zul.Querkräfte (Abtrieb) F _{qam} [N] | Betriebsfaktor f _s | Typ | Nennstrom [A] | Gewicht ~ [kg] | Maße Seite | Motor Effizienz- klasse | |
| 1,5 2,0 | 9,4 | 1414 | 153,47 | 17802 | 1,1 | KR473-3E90L/4D | 3,30 | 103 | 134 | IE3 | |
| | 11 | 1252 | 135,98 | 19067 | 1,2 | KR473-2E90L/4C | 3,40 | 102 | | IE2 | |
| | 13 | 1021 | 110,65 | 20637 | 1,5 | | | | | | |
| | 15 | 903 | 97,79 | 21344 | 1,7 | | | | | | |
| | 17 | 808 | 87,49 | 21845 | 1,9 | | | | | | |
| | 19 | 711 | 76,83 | 22362 | 2,2 | | | | | | |
| | 23 | 595 | 64,17 | 22934 | 2,6 | | | | | | |
| | 24 | 562 | 60,63 | 23086 | 2,8 | | | | | | |
| | | 13 | 1019 | 110,61 | 9109 | 0,8 | KR373-3E90L/4D | 3,30 | 72 | 122 | IE3 |
| | | 15 | 897 | 97,26 | 11080 | 0,9 | KR373-2E90L/4C | 3,40 | 71 | | IE2 |
| | | 19 | 722 | 78,29 | 13151 | 1,1 | | | | | |
| | | 21 | 634 | 68,65 | 13994 | 1,3 | | | | | |
| | | 24 | 561 | 60,69 | 14661 | 1,5 | | | | | |
| | | 28 | 473 | 51,05 | 15340 | 1,7 | | | | | |
| | | 33 | 402 | 43,40 | 15850 | 2,0 | | | | | |
| | | 39 | 345 | 37,19 | 16233 | 2,4 | | | | | |
| | | 43 | 313 | 33,65 | 16440 | 2,6 | | | | | |
| | | 19 | 694 | 75,26 | 15355 | 0,9 | KR283-3E90L/4D | 3,30 | 48 | 110 | IE3 |
| | | 22 | 609 | 66,00 | 15969 | 1,0 | KR283-2E90L/4C | 3,40 | 47 | | IE2 |
| | | 25 | 539 | 58,35 | 16413 | 1,1 | | | | | |
| | | 30 | 454 | 49,08 | 16912 | 1,3 | | | | | |
| | | 35 | 387 | 41,72 | 17272 | 1,6 | | | | | |
| | | 41 | 332 | 35,75 | 17542 | 1,8 | | | | | |
| | | 45 | 300 | 32,35 | 17687 | 2,0 | | | | | |
| | 25 | 537 | 58,15 | 11437 | 0,8 | KR273-3E90L/4D | 3,30 | 45 | 102 | IE3 | |
| | 29 | 467 | 50,51 | 11945 | 1,0 | KR273-2E90L/4C | 3,40 | 44 | | IE2 | |
| | 33 | 409 | 44,20 | 12305 | 1,1 | | | | | | |
| | 40 | 339 | 36,55 | 12722 | 1,3 | | | | | | |
| | 48 | 283 | 30,48 | 13019 | 1,6 | | | | | | |
| | 57 | 237 | 25,55 | 13332 | 1,8 | | | | | | |
| | 63 | 215 | 23,08 | 13515 | 1,9 | | | | | | |
| | 76 | 178 | 19,08 | 13742 | 2,2 | | | | | | |
| | 91 | 149 | 15,92 | 13907 | 2,5 | | | | | | |
| | 109 | 125 | 13,34 | 14050 | 2,8 | | | | | | |
| | 121 | 112 | 12,00 | 13884 | 2,2 | | | | | | |
| | 146 | 93 | 9,92 | 13235 | 2,6 | | | | | | |
| | 175 | 77 | 8,28 | 12630 | 3,0 | | | | | | |
| | 209 | 65 | 6,94 | 12057 | 3,4 | | | | | | |
| | 38 | 354 | 38,16 | 3679 | 0,8 | KR203-3E90L/4D | 3,30 | 41 | 98 | IE3 | |
| | 46 | 293 | 31,55 | 3892 | 1,0 | KR203-2E90L/4C | 3,40 | 40 | | IE2 | |
| | 55 | 245 | 26,31 | 4001 | 1,1 | | | | | | |
| | 61 | 223 | 23,79 | 6772 | 1,3 | KR202-3E90L/4D | 3,30 | 40 | 98 | IE3 | |
| | 72 | 190 | 20,23 | 6376 | 1,5 | KR202-2E90L/4C | 3,40 | 39 | | IE2 | |
| | 83 | 164 | 17,47 | 6036 | 1,6 | | | | | | |
| | 95 | 144 | 15,26 | 5739 | 1,8 | | | | | | |
| | 101 | 135 | 14,32 | 5604 | 1,9 | | | | | | |
| | 119 | 115 | 12,17 | 5276 | 2,1 | | | | | | |
| | 137 | 100 | 10,57 | 5007 | 2,4 | | | | | | |
| | 157 | 87 | 9,25 | 4767 | 2,6 | | | | | | |
| | 190 | 72 | 7,65 | 4446 | 3,0 | | | | | | |
| | 227 | 60 | 6,38 | 4162 | 3,4 | | | | | | |
| | 99 | 137 | 14,61 | 5343 | 0,8 | KR102-3E90L/4D | 3,30 | 27 | 94 | IE3 | |
| | 116 | 118 | 12,51 | 5040 | 0,9 | KR102-2E90L/4C | 3,40 | 26 | | IE2 | |

*: IE2 ve IE3 motorlu redüktör fiyatları farklıdır. / Geared motor prices are different for IE2 and IE3 motors. / Preise von Getrieben mit IE2 und IE3 Motoren sind unterschiedlich.



K Serisi Motorlu Güç Devir Sayfaları

K Series Geared Motors Performance Tables


K Serien Getriebemotoren Leistung und Drehzahlübersicht



Kalasanati.com

| Güç | IE3 Çıkış Devri | IE3 Çıkış Momenti | Çevrim Oranı | IE3 Güv. Rad. Yük Çıkış | IE3 Servis Faktörü | Tipi | Anma Akımı | Ağırlık | Ölçü Sayfası | Motor Verim Snf.* |
|---|---|---|---------------|---|-------------------------------|-----------------|---------------|----------------|--------------|---------------------------|
| Power | Output Speeds | Output Torque | Ratio | Per. O. Loads (Output) | Service Factors | Type | Rated Current | Weight | Dim. Page | Motor Eff. Class |
| Leistung P _g [kW] P _g [HP] | Abtriebswelle Drehzahlen n ₂ [r.p.m] | Abtriebswelle Drehmomente M ₂ [Nm] | Übersetzung i | Zul.Querkräfte (Abtrieb) F _{qam} [N] | Betriebsfaktor f _s | Typ | Nennstrom [A] | Gewicht ~ [kg] | Maße Seite | Motor Effizienz-kategorie |
| 1,5 2,0 | 131 | 104 | 11,05 | 4810 | 1,0 | KR102-3E90L/4D | 3,30 | 27 | 94 | IE3 |
| | 140 | 97 | 10,32 | 4688 | 1,0 | KR102-2E90L/4C | 3,40 | 26 | | IE2 |
| | 166 | 82 | 8,72 | 4401 | 1,2 | | | | | |
| | 199 | 69 | 7,29 | 4115 | 1,3 | | | | | |
| | 231 | 59 | 6,28 | 3895 | 1,5 | | | | | |
| | 262 | 52 | 11,05 | 3714 | 1,6 | KR102-3E90S/2B | 2,97 | 25 | 94 | IE3 |
| | 281 | 48 | 10,32 | 3622 | 1,6 | KR102-2E90S/2A | 3,19 | 23 | | IE2 |
| | 332 | 41 | 8,72 | 3405 | 2,0 | | | | | |
| | 398 | 34 | 7,29 | 3189 | 2,2 | | | | | |
| | 462 | 30 | 6,28 | 3023 | 2,4 | | | | | |
| | 154 | 88 | 9,40 | 2037 | 0,8 | KR002-3E90L/4D | 3,30 | 26 | 90 | IE3 |
| | 180 | 76 | 8,04 | 2072 | 0,9 | KR002-2E90L/4C | 3,40 | 25 | | IE2 |
| 194 | 70 | 7,46 | 2080 | 0,9 | | | | | | |
| 309 | 44 | 9,40 | 2042 | 1,2 | KR002-3E90S/2B | 2,97 | 24 | 90 | IE3 | |
| 361 | 38 | 8,04 | 2002 | 1,5 | KR002-2E90S/2A | 3,19 | 22 | | IE2 | |
| 389 | 35 | 7,46 | 1980 | 1,6 | | | | | | |
| 2,2 3,0 | 1,5 | 12408 | 957,34 | 90454 | 1,2 | KR875-3E100L/4C | 4,65 | 688 | 190 | IE3 |
| | 1,7 | 10956 | 844,51 | 96153 | 1,4 | KR875-2E100L/4B | 4,85 | 686 | | IE2 |
| | 1,9 | 9756 | 751,30 | 100520 | 1,5 | | | | | |
| | 2,2 | 8746 | 673,01 | 103816 | 1,7 | | | | | |
| | 2,5 | 7667 | 383,99 | 106918 | 2,0 | KR874-3E112M/6B | 4,95 | 678 | 186 | IE3 |
| | 2,8 | 6794 | 339,70 | 109386 | 2,2 | KR874-2E112M/6A | 5,32 | 675 | | IE2 |
| | 3,3 | 5818 | 438,70 | 111999 | 2,6 | KR874-3E100L/4C | 4,65 | 697 | 186 | IE3 |
| | 3,8 | 5103 | 383,99 | 113778 | 2,9 | KR874-2E100L/4B | 4,85 | 695 | | IE2 |
| | 4,3 | 4522 | 339,70 | 115157 | 3,3 | | | | | |
| | 5,1 | 3831 | 287,10 | 116725 | 3,9 | | | | | |
| | 6,2 | 3145 | 235,47 | 122868 | 4,0 | | | | | |
| | 1,9 | 9640 | 746,01 | 43697 | 0,8 | KR775-3E100L/4C | 4,65 | 410 | 178 | IE3 |
| | 2,2 | 8482 | 655,11 | 51811 | 0,9 | KR775-2E100L/4B | 4,85 | 408 | | IE2 |
| | 2,4 | 7903 | 396,00 | 55312 | 1,0 | KR774-3E112M/6B | 4,95 | 387 | 174 | IE3 |
| | 2,7 | 7073 | 354,32 | 59782 | 1,1 | KR774-2E112M/6A | 5,32 | 3843 | | IE2 |
| | 3,1 | 6222 | 311,14 | 63818 | 1,3 | | | | | |
| | 3,5 | 5573 | 278,35 | 66590 | 1,4 | | | | | |
| | 3,7 | 5260 | 396,00 | 67765 | 1,5 | KR774-3E100L/4C | 4,65 | 383 | 174 | IE3 |
| | 4,1 | 4707 | 354,32 | 69865 | 1,7 | KR774-2E100L/4B | 4,85 | 381 | | IE2 |
| | 4,7 | 4141 | 311,14 | 71861 | 1,9 | | | | | |
| | 5,2 | 3709 | 278,35 | 73290 | 2,2 | | | | | |
| | 6,0 | 3203 | 240,71 | 74861 | 2,5 | | | | | |
| | 7,0 | 2778 | 208,42 | 76105 | 2,9 | | | | | |
| | 8,0 | 2433 | 182,29 | 77065 | 3,3 | | | | | |
| 4,0 | 4815 | 363,81 | 22700 | 0,9 | KR674-3E100L/4C | 4,65 | 280 | 168 | IE3 | |
| 4,5 | 4262 | 321,51 | 28741 | 1,0 | KR674-2E100L/4B | 4,85 | 278 | | IE2 | |
| 5,3 | 3626 | 273,88 | 34100 | 1,2 | | | | | | |
| 6,2 | 3122 | 235,44 | 37497 | 1,4 | | | | | | |
| 7,1 | 2713 | 204,32 | 39957 | 1,6 | | | | | | |

*: IE2 ve IE3 motorlu redüktör fiyatları farklıdır. / Geared motor prices are different for IE2 and IE3 motors. / Preise von Getrieben mit IE2 und IE3 Motoren sind unterschiedlich.



K Serisi Motorlu Güç Devir Sayfaları

K Series Geared Motors Performance Tables


K Serien Getriebemotoren Leistung und Drehzahlübersicht



Kalasanati.com

| Güç | IE3 Çıkış Devri | IE3 Çıkış Momenti | Çevrim Oranı | IE3 Güv. Rad. Yük Çıkış | IE3 Servis Faktörü | Tipi | Anma Akımı | Ağırlık | Ölçü Sayfası | Motor Verim Snf.* |
|--|--|--|-------------------------------|--|----------------------------------|------------------------|------------------|----------------------|--------------|------------------------|
| Power | Output Speeds | Output Torque | Ratio | Per.O. Loads (Output) | Service Factors | Type | Rated Current | Weight | Dim. Page | Motor Eff. Class |
| Leistung P _g [kW] P _g [HP] | Abtriebswelle Drehzahlen n ₂ [r.p.m] | Abtriebswelle Drehmomente M ₂ [Nm] | Übersetzung i | Zul.Querkräfte (Abtrieb) F _{qam} [N] | Betriebsfaktor f _s | Typ | Nennstrom [A] | Gewicht ~ [kg] | Maße Seite | Motor Effizienz-klasse |
| 2,2 3,0 | 7,5 | 2612 | 128,24 | 40492 | 1,6 | KR673-3E112M/6B | 4,95 | 228 | 158 | IE3 |
| | 9,6 11 | 2057 1841 | 100,90 90,21 | 43338 44333 | 2,1 2,3 | KR673-2E112M/6A | 5,32 | 225 | | IE2 |
| | 11 | 1744 | 128,24 | 44776 | 2,5 | KR673-3E100L/4C | 4,65 | 323 | 158 | IE3 |
| | 14 | 1373 | 100,90 | 46314 | 3,1 | KR673-2E100L/4B | 4,85 | 321 | | IE2 |
| | 16 | 1229 | 90,21 | 46873 | 3,5 | | | | | |
| | 5,9 | 3257 | 246,42 | 15565 | 0,8 | KR574-3E100L/4C | 4,65 | 171 | 150 | IE3 |
| | 6,1 | 3142 | 237,97 | 17405 | 0,9 | KR574-2E100L/4B | 4,85 | 169 | | IE2 |
| | 6,9 | 2795 | 211,51 | 21659 | 1,0 | | | | | |
| | 8,0 | 2392 | 180,90 | 25521 | 1,1 | | | | | |
| | 8,8 | 2230 | 109,86 | 26853 | 1,2 | KR573-3E112M/6B | 4,95 | 159 | 146 | IE3 |
| | 9,9 | 1975 | 97,19 | 28736 | 1,4 | KR573-2E112M/6A | 5,32 | 156 | | IE2 |
| | 12 | 1698 | 125,51 | 30509 | 1,6 | KR573-3E100L/4C | 4,65 | 156 | 146 | IE3 |
| | 13 | 1488 | 109,86 | 31752 | 1,8 | KR573-2E100L/4B | 4,85 | 154 | | IE2 |
| | 15 | 1318 | 97,19 | 32683 | 2,0 | | | | | |
| | 18 | 1116 | 82,14 | 33708 | 2,4 | | | | | |
| | 22 | 916 | 67,37 | 34643 | 2,9 | | | | | |
| | 24 | 809 | 59,49 | 35108 | 3,3 | | | | | |
| | 13 | 1498 | 110,65 | 17069 | 1,0 | KR473-3E100L/4C | 4,65 | 111 | 134 | IE3 |
| | 15 | 1326 | 97,79 | 18493 | 1,2 | KR473-2E100L/4B | 4,85 | 109 | | IE2 |
| | 17 | 1186 | 87,49 | 19515 | 1,3 | | | | | |
| | 19 | 1043 | 76,83 | 20477 | 1,5 | | | | | |
| | 23 | 872 | 64,17 | 21504 | 1,8 | | | | | |
| | 24 | 825 | 60,63 | 21771 | 1,9 | | | | | |
| | 24 | 804 | 59,19 | 21883 | 1,9 | | | | | |
| | 28 | 697 | 51,22 | 22444 | 2,2 | | | | | |
| | 32 | 608 | 44,64 | 22879 | 2,5 | | | | | |
| | 37 | 533 | 39,11 | 23212 | 2,9 | | | | | |
| | 48 | 413 | 30,11 | 23753 | 3,8 | | | | | |
| | 19 | 1060 | 78,29 | 8376 | 0,8 | KR373-3E100L/4C | 4,65 | 82 | 122 | IE3 |
| | 21 | 931 | 68,65 | 10572 | 0,9 | KR373-2E100L/4B | 4,85 | 80 | | IE2 |
| | 24 | 824 | 60,69 | 12006 | 1,0 | | | | | |
| | 28 | 694 | 51,05 | 13419 | 1,2 | | | | | |
| | 33 | 591 | 43,40 | 14412 | 1,4 | | | | | |
| | 39 | 507 | 37,19 | 15090 | 1,6 | | | | | |
| | 43 | 459 | 33,65 | 15456 | 1,8 | | | | | |
| | 50 | 393 | 28,85 | 15923 | 2,1 | | | | | |
| | 59 | 337 | 24,72 | 16292 | 2,4 | | | | | |
| | 66 | 301 | 21,90 | 16519 | 2,7 | | | | | |
| | 78 | 256 | 18,62 | 16777 | 3,2 | | | | | |
| | 30 | 667 | 49,08 | 15537 | 0,9 | KR283-3E100L/4C | 4,65 | 55 | 110 | IE3 |
| | 35 | 567 | 41,72 | 16235 | 1,1 | KR283-2E100L/4B | 4,85 | 53 | | IE2 |
| | 41 | 487 | 35,75 | 16727 | 1,2 | | | | | |
| | 45 | 441 | 32,35 | 16985 | 1,4 | | | | | |
| | 52 | 378 | 27,74 | 17317 | 1,6 | | | | | |
| | 61 | 324 | 23,76 | 17578 | 1,9 | | | | | |
| | 68 | 294 | 21,42 | 17717 | 2,0 | | | | | |
| | 80 | 250 | 18,21 | 17908 | 2,4 | | | | | |
| | 93 | 215 | 15,60 | 18054 | 2,8 | | | | | |
| | 103 | 194 | 14,12 | 17886 | 3,1 | | | | | |

*: IE2 ve IE3 motorlu redüktör fiyatları farklıdır. / Geared motor prices are different for IE2 and IE3 motors. / Preise von Getrieben mit IE2 und IE3 Motoren sind unterschiedlich.



K Serisi Motorlu Güç Devir Sayfaları

K Series Geared Motors Performance Tables


K Serien Getriebemotoren Leistung und Drehzahlübersicht



Kalasanati.com

| Güç | IE3 Çıkış Devri | IE3 Çıkış Momenti | Çevrim Oranı | IE3 Güv. Rad. Yük Çıkış | IE3 Servis Faktörü | Tipi | Anma Akımı | Ağırlık | Ölçü Sayfası | Motor Verim Sınıfı* | |
|---|---|---|---------------|---|-------------------------------|-----------------|-----------------|----------------|--------------|---------------------------|-----|
| Power | Output Speeds | Output Torque | Ratio | Per. O. Loads (Output) | Service Factors | Type | Rated Current | Weight | Dim. Page | Motor Eff. Class | |
| Leistung P _g [kW] P _g [HP] | Abtriebswelle Drehzahlen n ₂ [r.p.m] | Abtriebswelle Drehmomente M ₂ [Nm] | Übersetzung i | Zul.Querkräfte (Abtrieb) F _{qam} [N] | Betriebsfaktor f _s | Typ | Nennstrom [A] | Gewicht ~ [kg] | Maße Seite | Motor Effizienz-kategorie | |
| 2,2 3,0 | 33 | 600 | 44,20 | 10904 | 0,7 | KR273-3E100L/4C | 4,65 | 53 | 102 | IE3 | |
| | 40 | 497 | 36,55 | 11733 | 0,9 | KR273-2E100L/4B | 4,85 | 51 | | IE2 | |
| | 48 | 415 | 30,48 | 12275 | 1,1 | | | | | | |
| | 57 | 348 | 25,55 | 12785 | 1,2 | | | | | | |
| | 63 | 316 | 23,08 | 13060 | 1,3 | | | | | | |
| | 76 | 262 | 19,08 | 13409 | 1,5 | | | | | | |
| | 91 | 218 | 15,92 | 13658 | 1,7 | | | | | | |
| | 109 | 183 | 13,34 | 13861 | 1,9 | | | | | | |
| | 121 | 164 | 12,00 | 13403 | 1,5 | | | | | | |
| | 146 | 136 | 9,92 | 12838 | 1,8 | | | | | | |
| | 175 | 114 | 8,28 | 12299 | 2,0 | | | | | | |
| | 209 | 95 | 6,94 | 11780 | 2,3 | | | | | | |
| | | 217 | 92 | 13,34 | 13947 | 3,3 | KR273-3E90L/2C | 4,25 | 46 | 102 | IE3 |
| | | 242 | 82 | 12,00 | 13403 | 2,7 | KR273-2E90L/2B | 4,48 | 44 | | IE2 |
| | | 292 | 68 | 9,92 | 12838 | 3,1 | | | | | |
| | | 350 | 57 | 8,28 | 12299 | 3,5 | | | | | |
| | | 418 | 48 | 6,94 | 11780 | 4,0 | | | | | |
| | | 95 | 211 | 15,26 | 5873 | 1,2 | KR202-3E100L/4C | 4,65 | 47 | 98 | IE3 |
| | | 101 | 198 | 14,32 | 5735 | 1,3 | KR202-2E100L/4B | 4,85 | 45 | | IE2 |
| | | 119 | 168 | 12,17 | 5398 | 1,5 | | | | | |
| | 137 | 146 | 10,57 | 5121 | 1,6 | | | | | | |
| | 157 | 128 | 9,25 | 4872 | 1,8 | | | | | | |
| | 190 | 106 | 7,65 | 4539 | 2,0 | | | | | | |
| | 227 | 89 | 6,38 | 4243 | 2,3 | | | | | | |
| | 314 | 64 | 9,25 | 3768 | 2,9 | KR202-3E90L/2C | 4,25 | 40 | 98 | IE3 | |
| | 379 | 53 | 7,65 | 3516 | 3,3 | KR202-2E90L/2B | 4,48 | 38 | | IE2 | |
| | 455 | 44 | 6,38 | 3292 | 3,7 | | | | | | |
| 3,0 4,0 | 2,2 | 11926 | 673,01 | 92419 | 1,3 | KR875-3E100L/4D | 6,26 | 670 | 190 | IE3 | |
| | 2,5 | 10355 | 584,66 | 98329 | 1,4 | KR875-2E100L/4C | 6,42 | 667 | | IE2 | |
| | 2,9 | 9217 | 339,70 | 102283 | 1,6 | KR874-3E132S/6B | 6,55 | 699 | 186 | IE3 | |
| | | | | | | KR874-2E132S/6A | 6,85 | 694 | | IE2 | |
| | 3,3 | 7934 | 438,70 | 106177 | 1,9 | KR874-3E100L/4D | 6,26 | 651 | 186 | IE3 | |
| | 3,8 | 6958 | 383,99 | 108971 | 2,2 | KR874-2E100L/4C | 6,42 | 648 | | IE2 | |
| | 4,3 | 6166 | 339,70 | 111100 | 2,4 | | | | | | |
| | 5,1 | 5223 | 287,10 | 113484 | 2,9 | | | | | | |
| | 6,2 | 4289 | 235,47 | 115693 | 3,5 | | | | | | |
| | 7,0 | 3794 | 207,95 | 116805 | 4,0 | | | | | | |
| | 7,8 | 3378 | 184,83 | 120594 | 4,0 | | | | | | |
| | 3,1 | 8441 | 311,14 | 52078 | 0,9 | KR774-3E132S/6B | 6,55 | 414 | 174 | IE3 | |
| | 3,5 | 7560 | 278,35 | 57218 | 1,1 | KR774-2E132S/6A | 6,85 | 409 | | IE2 | |
| | 3,7 | 7172 | 396,00 | 59150 | 1,1 | KR774-3E100L/4D | 6,26 | 386 | 174 | IE3 | |
| | 4,1 | 6419 | 354,32 | 62825 | 1,2 | KR774-2E100L/4C | 6,42 | 383 | | IE2 | |
| | 4,7 | 5647 | 311,14 | 66285 | 1,4 | | | | | | |
| | 5,2 | 5057 | 278,35 | 68627 | 1,6 | | | | | | |
| | 6,0 | 4368 | 240,71 | 71078 | 1,8 | | | | | | |
| | 7,0 | 3789 | 208,42 | 73032 | 2,1 | | | | | | |
| | 8,0 | 3318 | 182,29 | 74513 | 2,4 | | | | | | |
| 8,7 | 3092 | 111,63 | 75258 | 2,6 | KR773-3E132S/6B | 6,55 | 396 | 170 | IE3 | | |
| 9,8 | 2745 | 99,00 | 76225 | 2,9 | KR773-2E132S/6A | 6,85 | 391 | | IE2 | | |

*: IE2 ve IE3 motorlu reduktör fiyatları farklıdır. / Geared motor prices are different for IE2 and IE3 motors. / Preise von Getrieben mit IE2 und IE3 Motoren sind unterschiedlich.



K Serisi Motorlu Güç Devir Sayfaları

K Series Geared Motors Performance Tables


K Serien Getriebemotoren Leistung und Drehzahlübersicht



Kalasanati.com

| Güç | IE3 Çıkış Devri | IE3 Çıkış Momenti | Çevrim Oranı | IE3 Güv. Rad. Yük Çıkış | IE3 Servis Faktörü | Tipi | Anma Akımı | Ağırlık | Ölçü Sayfası | Motor Verim Snf.* | |
|--|---|--|------------------|--|----------------------------------|-----------------|------------------|----------------------|--------------|------------------------|-----|
| Power | Output Speeds | Output Torque | Ratio | Per.O. Loads (Output) | Service Factors | Type | Rated Current | Weight | Dim. Page | Motor Eff. Class | |
| Leistung P _g [kW] P _g [HP] | Abtriebswelle Drehzahlen n ₂ [r.p.m] | Abtriebswelle Drehmomente M ₂ [Nm] | Übersetzung i | Zul.Querkräfte (Abtrieb) F _{qam} [N] | Betriebsfaktor f _s | Typ | Nennstrom [A] | Gewicht ~ [kg] | Maße Seite | Motor Effizienz-klasse | |
| 3,0 4,0 | 11 | 2459 | 88,57 | 77020 | 3,3 | KR773-3E132S/6B | 6,55 | 396 | 170 | IE3 | |
| | 13 | 2124 | 76,59 | 77906 | 3,8 | KR773-2E132S/6A | 6,85 | 391 | | IE2 | |
| 5,3 6,2 7,1 | 4945 | 273,88 | 20850 | 20850 | 0,9 | KR674-3E100L/4D | 6,26 | 281 | 162 | IE3 | |
| | 4257 | 235,44 | 28787 | 28787 | 1,0 | KR674-2E100L/4C | 6,42 | 278 | | IE2 | |
| | 3700 | 204,32 | 33544 | 33544 | 1,2 | | | | | | |
| 7,6 9,6 11 | 3541 | 128,24 | 34722 | 34722 | 1,2 | KR673-3E132S/6B | 6,55 | 246 | 158 | IE3 | |
| | 2788 | 100,90 | 39578 | 39578 | 1,5 | KR673-2E132S/6A | 6,85 | 241 | | IE2 | |
| | 2495 | 90,21 | 41195 | 41195 | 1,7 | | | | | | |
| 11 14 16 18 | 2379 | 128,24 | 41835 | 41835 | 1,8 | KR673-3E100L/4D | 6,26 | 223 | 158 | IE3 | |
| | 1874 | 100,90 | 44201 | 44201 | 2,3 | KR673-2E100L/4C | 6,42 | 220 | | IE2 | |
| | 1677 | 90,21 | 45064 | 45064 | 2,6 | | | | | | |
| | 1496 | 80,38 | 45821 | 45821 | 2,9 | | | | | | |
| 8,0 | 3262 | 180,90 | 15479 | 15479 | 0,8 | KR574-3E100L/4D | 6,26 | 172 | 150 | IE3 | |
| | | | | | | KR574-2E100L/4C | 6,42 | 169 | | IE2 | |
| 10 | 2677 | 97,19 | 22912 | 22912 | 1,0 | KR573-3E132S/6B | 6,55 | 192 | 150 | IE3 | |
| | | | | | | KR573-2E132S/6A | 6,85 | 187 | | IE2 | |
| 12 13 15 18 22 24 27 | 2317 | 125,51 | 26087 | 26087 | 1,2 | KR573-3E100L/4D | 6,26 | 157 | 146 | IE3 | |
| | 2031 | 109,86 | 28341 | 28341 | 1,3 | KR573-2E100L/4C | 6,42 | 154 | | IE2 | |
| | 1799 | 97,19 | 29906 | 29906 | 1,5 | | | | | | |
| | 1522 | 82,14 | 31557 | 31557 | 1,8 | | | | | | |
| | 1249 | 67,37 | 33041 | 33041 | 2,2 | | | | | | |
| | 1105 | 59,49 | 33763 | 33763 | 2,4 | | | | | | |
| | 983 | 52,88 | 34338 | 34338 | 2,7 | | | | | | |
| 30 35 | 895 | 97,19 | 34748 | 34748 | 3,0 | KR573-3E100L/2C | 5,58 | 155 | 146 | IE3 | |
| | 757 | 82,14 | 35668 | 35668 | 3,4 | KR573-2E100L/2B | 5,80 | 152 | | IE2 | |
| 15 17 19 23 24 24 28 32 37 48 58 | 1809 | 97,79 | 13841 | 13841 | 0,9 | KR473-3E100L/4D | 6,26 | 113 | 134 | IE3 | |
| | 1618 | 87,49 | 15934 | 15934 | 1,0 | KR473-2E100L/4C | 6,42 | 110 | | IE2 | |
| | 1423 | 76,83 | 17682 | 17682 | 1,1 | | | | | | |
| | 1190 | 64,17 | 19514 | 19514 | 1,3 | | | | | | |
| | 1125 | 60,63 | 19936 | 19936 | 1,4 | | | | | | |
| | 1097 | 59,19 | 20157 | 20157 | 1,4 | | | | | | |
| | 951 | 51,22 | 21047 | 21047 | 1,6 | | | | | | |
| | 830 | 44,64 | 21743 | 21743 | 1,9 | | | | | | |
| | 728 | 39,11 | 22295 | 22295 | 2,1 | | | | | | |
| | 563 | 30,11 | 23068 | 23068 | 2,8 | | | | | | |
| | 471 | 25,15 | 23327 | 23327 | 3,3 | | | | | | |
| | 28 33 39 43 50 59 66 78 91 100 | 947 | 51,05 | 10331 | 10331 | 0,9 | KR373-3E100L/4D | 6,26 | 83 | 122 | IE3 |
| | | 806 | 43,40 | 12220 | 12220 | 1,0 | KR373-2E100L/4C | 6,42 | 80 | | IE2 |
| 691 | | 37,19 | 13443 | 13443 | 1,2 | | | | | | |
| 626 | | 33,65 | 14092 | 14092 | 1,3 | | | | | | |
| 537 | | 28,85 | 14875 | 14875 | 1,5 | | | | | | |
| 460 | | 24,72 | 15446 | 15446 | 1,8 | | | | | | |
| 411 | | 21,90 | 15803 | 15803 | 2,0 | | | | | | |
| 350 | | 18,62 | 16219 | 16219 | 2,3 | | | | | | |
| 300 | | 15,96 | 16528 | 16528 | 2,7 | | | | | | |
| 272 | | 14,44 | 16687 | 16687 | 3,0 | | | | | | |

*: IE2 ve IE3 motorlu redüktör fiyatları farklıdır. / Geared motor prices are different for IE2 and IE3 motors. / Preise von Getrieben mit IE2 und IE3 Motoren sind unterschiedlich.



K Serisi Motorlu Güç Devir Sayfaları

K Series Geared Motors Performance Tables


K Serien Getriebemotoren Leistung und Drehzahlübersicht



Kalasanati.com

| Güç | IE3 Çıkış Devri | IE3 Çıkış Momenti | Çevrim Oranı | IE3 Güv. Rad. Yük Çıkış | IE3 Servis Faktörü | Tipi | Anma Akımı | Ağırlık | Ölçü Sayfası | Motor Verim Snf.* | |
|---|---|---|---------------|---|-------------------------------|-----------------|-----------------|----------------|--------------|---------------------------|-----|
| Power | Output Speeds | Output Torque | Ratio | Per. O. Loads (Output) | Service Factors | Type | Rated Current | Weight | Dim. Page | Motor Eff. Class | |
| Leistung P _g [kW] P _g [HP] | Abtriebswelle Drehzahlen n ₂ [r.p.m] | Abtriebswelle Drehmomente M ₂ [Nm] | Übersetzung i | Zul.Querkräfte (Abtrieb) F _{qam} [N] | Betriebsfaktor f _s | Typ | Nennstrom [A] | Gewicht ~ [kg] | Maße Seite | Motor Effizienz-kategorie | |
| 3,0 4,0 | 41 | 664 | 35,75 | 15556 | 0,9 | KR283-3E100L/4D | 6,26 | 57 | 110 | IE3 | |
| | 45 | 602 | 32,35 | 16025 | 1,0 | KR283-2E100L/4C | 6,42 | 55 | | IE2 | |
| | 52 | 516 | 27,74 | 16557 | 1,2 | | | | | | |
| | 61 | 442 | 23,76 | 16979 | 1,4 | | | | | | |
| | 68 | 401 | 21,42 | 17199 | 1,5 | | | | | | |
| | 80 | 341 | 18,21 | 17496 | 1,8 | | | | | | |
| | 93 | 293 | 15,60 | 17721 | 2,0 | | | | | | |
| | 103 | 265 | 14,12 | 17452 | 2,3 | | | | | | |
| | 120 | 227 | 12,10 | 16824 | 2,5 | | | | | | |
| | 140 | 195 | 10,37 | 16197 | 2,8 | | | | | | |
| | 143 | 191 | 10,16 | 15847 | 1,9 | | | | | | |
| | 168 | 162 | 8,63 | 15241 | 2,2 | | | | | | |
| | 196 | 139 | 7,40 | 14670 | 2,5 | | | | | | |
| | 217 | 126 | 6,70 | 14305 | 2,7 | | | | | | |
| | 253 | 108 | 5,74 | 13752 | 3,1 | | | | | | |
| 4,0 | 48 | 566 | 30,48 | 11203 | 0,8 | KR273-3E100L/4D | 6,26 | 55 | 102 | IE3 | |
| | 57 | 475 | 25,55 | 12026 | 0,9 | KR273-2E100L/4C | 6,42 | 52 | | IE2 | |
| | 63 | 431 | 23,08 | 12426 | 1,0 | | | | | | |
| | 76 | 357 | 19,08 | 12947 | 1,1 | | | | | | |
| | 91 | 298 | 15,92 | 13328 | 1,2 | | | | | | |
| | 109 | 250 | 13,34 | 13420 | 1,4 | | | | | | |
| | 121 | 224 | 12,00 | 12855 | 1,1 | | | | | | |
| | 146 | 186 | 9,92 | 12384 | 1,3 | | | | | | |
| | 175 | 155 | 8,28 | 11920 | 1,5 | | | | | | |
| | 209 | 130 | 6,94 | 11462 | 1,7 | | | | | | |
| | 4,0 | 218 | 125 | 13,34 | 13420 | 2,4 | KR273-3E100L/2C | 5,58 | 51 | 102 | IE3 |
| | | 243 | 112 | 12,00 | 12855 | 2,0 | KR273-2E100L/2B | 5,80 | 48 | | IE2 |
| | | 294 | 92 | 9,92 | 12384 | 2,3 | | | | | |
| | | 352 | 77 | 8,28 | 11920 | 2,6 | | | | | |
| | | 420 | 65 | 6,94 | 11462 | 2,9 | | | | | |
| 4,0 | 95 | 288 | 15,26 | 5955 | 0,9 | KR202-3E100L/4D | 6,26 | 49 | 98 | IE3 | |
| | 101 | 270 | 14,32 | 5822 | 0,9 | KR202-2E100L/4C | 6,42 | 46 | | IE2 | |
| | 119 | 230 | 12,17 | 5491 | 1,1 | | | | | | |
| | 137 | 200 | 10,57 | 5215 | 1,2 | | | | | | |
| | 157 | 175 | 9,25 | 4964 | 1,3 | | | | | | |
| | 190 | 145 | 7,65 | 4625 | 1,5 | | | | | | |
| | 227 | 121 | 6,38 | 4322 | 1,7 | | | | | | |
| | 4,0 | 315 | 87 | 9,25 | 3825 | 2,1 | KR202-3E100L/2C | 5,58 | 46 | 98 | IE3 |
| 381 | | 72 | 7,65 | 3565 | 2,4 | KR202-2E100L/2B | 5,80 | 43 | | IE2 | |
| 457 | | 60 | 6,38 | 3334 | 2,7 | | | | | | |
| 4,0 5,5 | 2,8 | 12068 | 514,05 | 92017 | 1,2 | KR875-3E112M/4D | 8,05 | 677 | 190 | IE3 | |
| | 3,1 | 10899 | 463,83 | 96505 | 1,4 | KR875-2E112M/4C | 8,20 | 675 | | IE2 | |
| 4,0 | 3,8 | 9214 | 383,99 | 102306 | 1,6 | KR874-3E112M/4D | 8,05 | 661 | 186 | IE3 | |
| | 4,3 | 8165 | 339,70 | 105549 | 1,8 | KR874-2E112M/4C | 8,20 | 659 | | IE2 | |
| | 5,1 | 6917 | 287,10 | 109020 | 2,2 | | | | | | |
| | 6,2 | 5680 | 235,47 | 112301 | 2,6 | | | | | | |
| | 7,0 | 5024 | 207,95 | 113926 | 3,0 | | | | | | |
| | 4,0 | 3,7 | 9497 | 396,00 | 44605 | 0,8 | KR774-3E112M/4D | 8,05 | 394 | 174 | IE3 |
| 4,1 | | 8500 | 354,32 | 51831 | 0,9 | KR774-2E112M/4C | 8,20 | 392 | | IE2 | |
| 4,7 | | 7478 | 311,14 | 57677 | 1,1 | | | | | | |
| 5,2 | | 6697 | 278,35 | 61629 | 1,2 | | | | | | |
| 6,1 | | 5785 | 240,71 | 65713 | 1,4 | | | | | | |

*: IE2 ve IE3 motorlu redüktör fiyatları farklıdır. / Geared motor prices are different for IE2 and IE3 motors. / Preise von Getrieben mit IE2 und IE3 Motoren sind unterschiedlich.



K Serisi Motorlu Güç Devir Sayfaları

K Series Geared Motors Performance Tables


K Serien Getriebemotoren Leistung und Drehzahlübersicht



Kalasanati.com

| Güç | IE3 Çıkış Devri | IE3 Çıkış Momenti | Çevrim Oranı | IE3 Güv. Rad. Yük Çıkış Per.O. Loads (Output) | IE3 Servis Faktörü | Tipi | Anma Akımı | Ağırlık | Ölçü Sayfası | Motor* Verim Snf. |
|--|--|--|------------------|--|------------------------------------|------------------------------------|------------------|----------------------|--------------|------------------------------------|
| Power | Output Speeds | Output Torque | Ratio | Per.O. Loads (Output) | Service Factors | Type | Rated Current | Weight | Dim. Page | Motor Eff. Class |
| Leistung P _g [kW] P _g [HP] | Abtriebswelle Drehzahlen n ₂ [r.p.m] | Abtriebswelle Drehmomente M ₂ [Nm] | Übersetzung i | Zul.Querkräfte (Abtrieb) F _{qam} [N] | Betriebsfaktor f _s | Typ | Nennstrom [A] | Gewicht ~ [kg] | Maße Seite | Motor Effizienz-klasse |
| 4,0 5,5 | 7,0 | 5017 | 208,42 | 68775 | 1,6 | KR774-3E112M/4D KR774-2E112M/4C | 8,05 | 394 | 174 | IE3 |
| | 8,0 | 4394 | 182,29 | 70935 | 1,8 | | 8,20 | 392 | | IE2 |
| | 8,7 | 4127 | 111,63 | 71956 | 1,9 | KR773-3E132M/6C KR773-2E132M/6B | 8,52 | 408 | 170 | IE3 |
| | 9,8 | 3664 | 99,00 | 73471 | 2,2 | | 8,80 | 403 | | IE2 |
| | 11 | 3281 | 88,57 | 74615 | 2,4 | | | | | |
| | 13 | 2835 | 76,59 | 75970 | 2,8 | | | | | |
| | 15 | 2459 | 66,32 | 76931 | 3,3 | | | | | |
| | 17 | 2153 | 58,00 | 77814 | 3,7 | | | | | |
| | 7,6 | 4726 | 128,24 | 23751 | 0,9 | | | | | |
| 9,6 | 3721 | 100,90 | 33383 | 1,2 | 8,80 | 234 | | IE2 | | |
| 11 | 3330 | 90,21 | 36197 | 1,3 | KR673-3E112M/4D KR673-2E112M/4C | 8,05 | 234 | 158 | IE3 | |
| 14 | 2482 | 100,90 | 41219 | 1,7 | | 8,20 | 232 | | IE2 | |
| 16 | 2222 | 90,21 | 42596 | 1,9 | | | | | | |
| 18 | 1982 | 80,38 | 43675 | 2,2 | | | | | | |
| | 13 | 2690 | 109,86 | 22797 | 1,0 | KR573-3E112M/4D KR573-2E112M/4C | 8,05 | 165 | 146 | IE3 |
| | 15 | 2383 | 97,19 | 25605 | 1,1 | | 8,20 | 163 | | IE2 |
| | 18 | 2017 | 82,14 | 28440 | 1,3 | | | | | |
| | 22 | 1655 | 67,37 | 30808 | 1,6 | | | | | |
| | 25 | 1463 | 59,49 | 31921 | 1,8 | | | | | |
| | 28 | 1302 | 52,88 | 32744 | 2,1 | | | | | |
| | 33 | 1103 | 44,73 | 34132 | 2,4 | | | | | |
| | 38 | 942 | 38,16 | 35377 | 2,7 | | | | | |
| 43 | 830 | 67,37 | 36050 | 3,0 | KR573-3E112M/2C KR573-2E112M/2A | 7,28 | 161 | 146 | IE3 | |
| 49 | 734 | 59,49 | 36784 | 3,2 | | 7,50 | 157 | | IE2 | |
| | 23 | 1577 | 64,17 | 16339 | 1,0 | KR473-3E112M/4D KR473-2E112M/4C | 8,05 | 121 | 134 | IE3 |
| | 24 | 1491 | 60,63 | 17138 | 1,0 | | 8,20 | 119 | | IE2 |
| | 25 | 1454 | 59,19 | 17463 | 1,1 | | | | | |
| | 29 | 1260 | 51,22 | 19013 | 1,2 | | | | | |
| | 33 | 1099 | 44,64 | 20136 | 1,4 | | | | | |
| | 37 | 964 | 39,11 | 20986 | 1,6 | | | | | |
| | 48 | 746 | 30,11 | 22200 | 2,1 | | | | | |
| | 58 | 625 | 25,15 | 22635 | 2,5 | | | | | |
| | 61 | 590 | 23,76 | 22358 | 2,6 | | | | | |
| | 63 | 576 | 23,19 | 22241 | 2,7 | | | | | |
| | 73 | 499 | 20,07 | 21532 | 3,0 | | | | | |
| | 83 | 436 | 17,49 | 20857 | 3,3 | | | | | |
| | 34 | 1068 | 43,40 | 8204 | 0,8 | | | | | |
| 39 | 916 | 37,19 | 10802 | 0,9 | 8,20 | 88 | | IE2 | | |
| 43 | 830 | 33,65 | 11934 | 1,0 | | | | | | |
| 51 | 711 | 28,85 | 13270 | 1,2 | | | | | | |
| 59 | 610 | 24,72 | 14241 | 1,3 | | | | | | |
| 67 | 544 | 21,90 | 14785 | 1,5 | | | | | | |
| 78 | 463 | 18,62 | 15412 | 1,8 | | | | | | |
| 92 | 398 | 15,96 | 15882 | 2,1 | | | | | | |
| 101 | 360 | 14,44 | 16150 | 2,3 | | | | | | |
| 118 | 309 | 12,38 | 16476 | 2,7 | | | | | | |
| 138 | 265 | 10,60 | 16163 | 3,0 | | | | | | |
| 53 | 683 | 27,74 | 15437 | 0,9 | | | | | | KR283-3E112M/4D KR283-2E112M/4C |
| 61 | 586 | 23,76 | 16110 | 1,0 | 8,20 | 63 | | IE2 | | |

*: IE2 ve IE3 motorlu redüktör fiyatları farklıdır. / Geared motor prices are different for IE2 and IE3 motors. / Preise von Getrieben mit IE2 und IE3 Motoren sind unterschiedlich.



K Serisi Motorlu Güç Devir Sayfaları

K Series Geared Motors Performance Tables


K Serien Getriebemotoren Leistung und Drehzahlübersicht



Kalasanati.com

| Güç | IE3 Çıkış Devri | IE3 Çıkış Momenti | Çevrim Oranı | IE3 Güv. Rad. Yük Çıkış | IE3 Servis Faktörü | Tipi | Anma Akımı | Ağırlık | Ölçü Sayfası | Motor Verim Sınıfı* | |
|---|---|---|---------------|--|-------------------------------|-----------------|-----------------|----------------|--------------|---------------------------|-----|
| Power | Output Speeds | Output Torque | Ratio | Per. O. Loads (Output) | Service Factors | Type | Rated Current | Weight | Dim. Page | Motor Eff. Class | |
| Leistung P _g [kW] P _g [HP] | Abtriebswelle Drehzahlen n ₂ [r.p.m] | Abtriebswelle Drehmomente M ₂ [Nm] | Übersetzung i | Zul. Querkräfte (Abtrieb) F _{qam} [N] | Betriebsfaktor f _s | Typ | Nennstrom [A] | Gewicht ~ [kg] | Maße Seite | Motor Effizienz-kategorie | |
| 4,0 5,5 | 68 | 531 | 21,42 | 16463 | 1,1 | KR283-3E112M/4D | 8,05 | 64 | 110 | IE3 | |
| | 80 | 452 | 18,21 | 16923 | 1,3 | KR283-2E112M/4C | 8,20 | 63 | | IE2 | |
| | 94 | 388 | 15,60 | 17258 | 1,5 | | | | | | |
| | 103 | 351 | 14,12 | 16907 | 1,7 | | | | | | |
| | 121 | 301 | 12,10 | 16357 | 1,9 | | | | | | |
| | 141 | 258 | 10,37 | 15798 | 2,1 | | | | | | |
| | 144 | 253 | 10,16 | 15368 | 1,5 | | | | | | |
| | 169 | 215 | 8,63 | 14834 | 1,7 | | | | | | |
| | 197 | 185 | 7,40 | 14321 | 1,9 | | | | | | |
| | 218 | 167 | 6,70 | 13990 | 2,0 | | | | | | |
| | 254 | 143 | 5,74 | 13482 | 2,3 | | | | | | |
| | 297 | 123 | 4,92 | 12976 | 2,6 | | | | | | |
| | | 63 | 571 | 23,08 | 11483 | 0,7 | KR273-3E112M/4D | 8,05 | 63 | 102 | IE3 |
| | | 77 | 473 | 19,08 | 12297 | 0,8 | KR273-2E112M/4C | 8,20 | 61 | | IE2 |
| | | 92 | 395 | 15,92 | 12863 | 0,9 | | | | | |
| | | 109 | 332 | 13,34 | 12762 | 1,1 | | | | | |
| | | 122 | 297 | 12,00 | 12168 | 0,8 | | | | | |
| | | 147 | 246 | 9,92 | 11817 | 1,0 | | | | | |
| | | 176 | 206 | 8,28 | 11447 | 1,1 | | | | | |
| | | 210 | 173 | 6,94 | 11066 | 1,3 | | | | | |
| | 218 | 166 | 13,34 | 12762 | 1,8 | KR273-3E112M/2C | 7,28 | 58 | 102 | IE3 | |
| | 243 | 149 | 12,00 | 12168 | 1,5 | KR273-2E112M/2A | 7,50 | 54 | | IE2 | |
| | 294 | 124 | 9,92 | 11817 | 1,7 | | | | | | |
| | 352 | 103 | 8,28 | 11447 | 1,9 | | | | | | |
| | 420 | 87 | 6,94 | 11066 | 2,2 | | | | | | |
| | 138 | 265 | 10,57 | 5261 | 0,9 | KR202-3E112M/4D | 8,05 | 56 | 98 | IE3 | |
| | 158 | 232 | 9,25 | 5021 | 1,0 | KR202-2E112M/4C | 8,20 | 54 | | IE2 | |
| | 191 | 192 | 7,65 | 4688 | 1,1 | | | | | | |
| | 229 | 160 | 6,38 | 4385 | 1,3 | | | | | | |
| | 315 | 116 | 9,25 | 3892 | 1,6 | KR202-3E112M/2C | 7,28 | 53 | 98 | IE3 | |
| | 381 | 96 | 7,65 | 3625 | 1,8 | KR202-2E112M/2A | 7,50 | 48 | | IE2 | |
| | 457 | 80 | 6,38 | 3388 | 2,1 | | | | | | |
| 5,5 7,5 | 4,3 | 11227 | 339,70 | 95138 | 1,3 | KR874-3E132S/4C | 10,65 | 660 | 186 | IE3 | |
| | 5,1 | 9511 | 287,10 | 101336 | 1,6 | KR874-2E132S/4B | 11,05 | 654 | | IE2 | |
| | 6,2 | 7809 | 235,47 | 106545 | 1,9 | | | | | | |
| | 7,0 | 6909 | 207,95 | 109108 | 2,2 | | | | | | |
| | 8,4 | 5905 | 115,87 | 111829 | 2,5 | KR873-3E132M/6D | 11,55 | 652 | 182 | IE3 | |
| | 9,4 | 5267 | 103,24 | 113495 | 2,8 | KR873-2E132M/6C | 12,00 | 647 | | IE2 | |
| | 10 | 4740 | 92,80 | 114627 | 3,2 | | | | | | |
| | 12 | 4137 | 81,06 | 116023 | 3,6 | | | | | | |
| | 5,2 | 9208 | 278,35 | 46845 | 0,9 | KR774-3E132S/4C | 10,65 | 429 | 174 | IE3 | |
| | 6,1 | 7954 | 240,71 | 55019 | 1,0 | KR774-2E132S/4B | 11,05 | 423 | | IE2 | |
| | 7,0 | 6898 | 208,42 | 60535 | 1,2 | | | | | | |
| | 8,0 | 6042 | 182,29 | 64522 | 1,3 | | | | | | |
| | 8,7 | 5678 | 111,63 | 66155 | 1,4 | KR773-3E132M/6D | 11,55 | 407 | 170 | IE3 | |
| | 9,8 | 5042 | 99,00 | 68574 | 1,6 | KR773-2E132M/6C | 12,00 | 402 | | IE2 | |
| | 11 | 4515 | 88,57 | 70527 | 1,8 | | | | | | |
| | 13 | 3902 | 76,59 | 72638 | 2,1 | | | | | | |
| | 13 | 3786 | 111,63 | 73041 | 2,1 | KR773-3E132S/4C | 10,65 | 399 | 170 | IE3 | |
| | 15 | 3362 | 99,00 | 74380 | 2,4 | KR773-2E132S/4B | 11,05 | 393 | | IE2 | |

*: IE2 ve IE3 motorlu redüktör fiyatları farklıdır. / Geared motor prices are different for IE2 and IE3 motors. / Preise von Getrieben mit IE2 und IE3 Motoren sind unterschiedlich.



K Serisi Motorlu Güç Devir Sayfaları

K Series Geared Motors Performance Tables


K Serien Getriebemotoren Leistung und Drehzahlübersicht



Kalasanati.com

| Güç | IE3 Çıkış Devri | IE3 Çıkış Momenti | Çevrim Oranı | IE3 Güv. Rad. Yük Çıkış | IE3 Servis Faktörü | Tipi | Anma Akımı | Ağırlık | Ölçü Sayfası | Motor Verim Snf.* |
|--|--|--|------------------|--|----------------------------------|------------------------------------|------------------|----------------------|--------------|------------------------|
| Power | Output Speeds | Output Torque | Ratio | Per.O. Loads (Output) | Service Factors | Type | Rated Current | Weight | Dim. Page | Motor Eff. Class |
| Leistung P _g [kW] P _g [HP] | Abtriebswelle Drehzahlen n ₂ [r.p.m] | Abtriebswelle Drehmomente M ₂ [Nm] | Übersetzung i | Zul.Querkräfte (Abtrieb) F _{qam} [N] | Betriebsfaktor f _s | Typ | Nennstrom [A] | Gewicht ~ [kg] | Maße Seite | Motor Effizienz-klasse |
| 5,5 7,5 | 16 | 3011 | 88,57 | 75433 | 2,7 | KR773-3E132S/4C | 10,65 | 399 | 170 | IE3 |
| | 19 | 2602 | 76,59 | 76614 | 3,1 | KR773-2E132S/4B | 11,05 | 393 | | IE2 |
| | 22 | 2256 | 66,32 | 77554 | 3,5 | | | | | |
| | 11 | 4582 | 90,21 | 25491 | 0,9 | KR673-3E132M/6D KR673-2E132M/6C | 11,55 12,00 | 239 234 | 158 | IE3 IE2 |
| | 11 | 4334 | 128,24 | 28038 | 1,0 | KR673-3E132S/4C | 10,65 | 249 | 158 | IE3 |
| | 14 | 3413 | 100,90 | 35551 | 1,3 | KR673-2E132S/4B | 11,05 | 243 | | IE2 |
| | 16 | 3055 | 90,21 | 37921 | 1,4 | | | | | |
| | 18 | 2725 | 80,38 | 39887 | 1,6 | | | | | |
| | 21 | 2320 | 68,47 | 42076 | 1,9 | | | | | |
| | 25 | 1998 | 58,86 | 43633 | 2,2 | | | | | |
| | 29 | 1736 | 51,08 | 44809 | 2,5 | | | | | |
| | 33 | 1520 | 44,65 | 45724 | 2,8 | | | | | |
| | 15 | 3276 | 97,19 | 15243 | 0,8 | KR573-3E132S/4C | 10,65 | 180 | 146 | IE3 |
| | 18 | 2773 | 82,14 | 21892 | 1,0 | KR573-2E132S/4B | 11,05 | 174 | | IE2 |
| | 22 | 2276 | 67,37 | 26421 | 1,2 | | | | | |
| | 25 | 2012 | 59,49 | 28423 | 1,3 | | | | | |
| | 28 | 1790 | 52,88 | 29925 | 1,5 | | | | | |
| | 33 | 1517 | 44,73 | 32067 | 1,7 | | | | | |
| | 38 | 1296 | 38,16 | 33803 | 1,9 | | | | | |
| | 41 | 1199 | 35,34 | 34580 | 2,0 | | | | | |
| | 48 | 1028 | 30,25 | 35853 | 2,2 | | | | | |
| | 57 | 882 | 25,78 | 36406 | 2,6 | | | | | |
| | 64 | 780 | 22,77 | 37145 | 2,8 | | | | | |
| | 29 | 1732 | 51,22 | 14734 | 0,9 | KR473-3E132S/4C | 10,65 | 138 | 134 | IE3 |
| | 33 | 1512 | 44,64 | 16950 | 1,0 | KR473-2E132S/4B | 11,05 | 132 | | IE2 |
| | 37 | 1326 | 39,11 | 18473 | 1,2 | | | | | |
| | 48 | 1026 | 30,11 | 20584 | 1,5 | | | | | |
| | 58 | 859 | 25,15 | 21596 | 1,8 | | | | | |
| | 61 | 812 | 23,76 | 21378 | 1,9 | | | | | |
| | 63 | 792 | 23,19 | 21284 | 2,0 | | | | | |
| | 73 | 686 | 20,07 | 20704 | 2,2 | | | | | |
| | 83 | 599 | 17,49 | 20135 | 2,4 | | | | | |
| | 95 | 526 | 15,33 | 19577 | 2,6 | | | | | |
| | 106 | 469 | 13,71 | 18525 | 2,1 | | | | | |
| | 123 | 406 | 11,87 | 17983 | 2,4 | | | | | |
| | 141 | 355 | 10,34 | 17459 | 2,6 | | | | | |
| | 161 | 311 | 9,06 | 16950 | 2,9 | | | | | |
| | 195 | 258 | 7,48 | 16212 | 3,4 | | | | | |
| | 51 | 978 | 28,85 | 9843 | 0,8 | KR373-3E132S/4C | 10,65 | 103 | 122 | IE3 |
| | 59 | 839 | 24,72 | 11823 | 1,0 | KR373-2E132S/4B | 11,05 | 97 | | IE2 |
| | 67 | 748 | 21,90 | 12848 | 1,1 | | | | | |
| | 78 | 637 | 18,62 | 13971 | 1,3 | | | | | |
| | 92 | 547 | 15,96 | 14782 | 1,5 | | | | | |
| | 101 | 495 | 14,44 | 15173 | 1,7 | | | | | |
| | 118 | 424 | 12,38 | 15716 | 1,9 | | | | | |
| | 138 | 364 | 10,60 | 15570 | 2,2 | | | | | |
| | 146 | 342 | 9,97 | 15027 | 1,9 | | | | | |
| | 171 | 293 | 8,54 | 14580 | 2,1 | | | | | |
| | 189 | 266 | 7,73 | 14284 | 2,3 | | | | | |
| | 220 | 228 | 6,63 | 13821 | 2,6 | | | | | |
| | 257 | 195 | 5,68 | 13349 | 3,0 | | | | | |
| | 68 | 730 | 21,42 | 15076 | 0,8 | KR283-3E132S/4C | 10,65 | 84 | 110 | IE3 |
| | 80 | 622 | 18,21 | 15873 | 1,0 | KR283-2E132S/4B | 11,05 | 82 | | IE2 |

*: IE2 ve IE3 motorlu redüktör fiyatları farklıdır. / Geared motor prices are different for IE2 and IE3 motors. / Preise von Getrieben mit IE2 und IE3 Motoren sind unterschiedlich.



K Serisi Motorlu Güç Devir Sayfaları

K Series Geared Motors Performance Tables


K Serien Getriebemotoren Leistung und Drehzahlübersicht



Kalasanati.com

| Güç | IE3 Çıkış Devri | IE3 Çıkış Momenti | Çevrim Oranı | IE3 Güv. Rad. Yük Çıkış | IE3 Servis Faktörü | Tipi | Anma Akımı | Ağırlık | Ölçü Sayfası | Motor Verim Snf.* |
|--|---|---|------------------|---|----------------------------------|-----------------|------------------|----------------------|--------------|-------------------------------|
| Power | Output Speeds | Output Torque | Ratio | Per. O. Loads (Output) | Service Factors | Type | Rated Current | Weight | Dim. Page | Motor Eff. Class |
| Leistung P _g [kW] P _g [HP] | Abtriebswelle Drehzahlen n ₂ [r.p.m] | Abtriebswelle Drehmomente M ₂ [Nm] | Übersetzung i | Zul.Querkräfte (Abtrieb) F _{qam} [N] | Betriebsfaktor f _s | Typ | Nennstrom [A] | Gewicht ~ [kg] | Maße Seite | Motor Effizienz- klasse |
| 5,5 7,5 | 94 | 534 | 15,60 | 16345 | 1,1 | KR283-3E132S/4C | 10,65 | 84 | 110 | IE3 |
| | 103 | 483 | 14,12 | 16083 | 1,2 | KR283-2E132S/4B | 11,05 | 82 | | IE2 |
| | 121 | 414 | 12,10 | 15653 | 1,4 | | | | | |
| | 141 | 355 | 10,37 | 15196 | 1,5 | | | | | |
| | 144 | 347 | 10,16 | 14644 | 1,1 | | | | | |
| | 169 | 296 | 8,63 | 14220 | 1,2 | | | | | |
| | 197 | 254 | 7,40 | 13797 | 1,4 | | | | | |
| | 218 | 230 | 6,70 | 13516 | 1,5 | | | | | |
| | 254 | 197 | 5,74 | 13076 | 1,7 | | | | | |
| | 297 | 169 | 4,92 | 12629 | 1,9 | | | | | |
| | 176 | 283 | 8,28 | 10737 | 0,8 | KR273-3E132S/4C | 10,65 | 82 | 102 | IE3 |
| | 210 | 237 | 6,94 | 10471 | 0,9 | KR273-2E132S/4B | 11,05 | 77 | | IE2 |
| | 221 | 226 | 13,34 | 11775 | 1,3 | KR273-3E132S/2B | 9,90 | 73 | 102 | IE3 |
| | 245 | 203 | 12,00 | 11139 | 1,1 | KR273-2E132S/2A | 10,20 | 71 | | IE2 |
| | 297 | 168 | 9,92 | 10966 | 1,3 | | | | | |
| 356 | 140 | 8,28 | 10737 | 1,4 | | | | | | |
| 425 | 118 | 6,94 | 10471 | 1,6 | | | | | | |
| 7,5 10 | 5,1 | 12925 | 287,10 | 88255 | 1,2 | KR874-3E132M/4D | 14,40 | 694 | 186 | IE3 |
| | 6,2 | 10613 | 235,47 | 97408 | 1,4 | KR874-2E132M/4B | 15,00 | 689 | | IE2 |
| | 7,0 | 9389 | 207,95 | 101630 | 1,6 | | | | | |
| | 7,9 | 8358 | 184,83 | 104835 | 1,8 | | | | | |
| | 9,1 | 7308 | 161,34 | 107991 | 2,1 | | | | | |
| | 10 | 6457 | 142,32 | 110333 | 2,3 | | | | | |
| | 8,4 | 8054 | 115,87 | 105903 | 1,9 | KR873-3E160M/6D | 15,00 | 750 | 182 | IE3 |
| | 9,4 | 7184 | 103,24 | 108410 | 2,1 | KR873-2E160M/6B | 15,00 | 750 | | IE2 |
| | 10 | 6465 | 92,80 | 110370 | 2,3 | | | | | |
| | 12 | 5643 | 81,06 | 112482 | 2,7 | | | | | |
| | 14 | 4933 | 70,76 | 114174 | 3,0 | | | | | |
| | 16 | 4358 | 62,42 | 115539 | 3,4 | | | | | |
| | 13 | 5352 | 115,87 | 113168 | 2,8 | KR873-3E132M/4D | 14,40 | 678 | 182 | IE3 |
| | 14 | 4775 | 103,24 | 114564 | 3,1 | KR873-2E132M/4C | 15,00 | 673 | | IE2 |
| | 16 | 4297 | 92,80 | 115676 | 3,5 | | | | | |
| | 18 | 3751 | 81,06 | 116901 | 4,0 | | | | | |
| | 8,7 | 7745 | 111,63 | 56304 | 1,0 | KR773-3E160M/6D | 15,00 | 485 | 170 | IE3 |
| | 9,8 | 6877 | 99,00 | 60758 | 1,2 | KR773-2E160M/6B | 15,00 | 485 | | IE2 |
| | 11 | 6159 | 88,57 | 64101 | 1,3 | | | | | |
| | 13 | 5322 | 76,59 | 67596 | 1,5 | | | | | |
| | 13 | 5147 | 111,63 | 68279 | 1,6 | KR773-3E132M/4D | 14,40 | 413 | 170 | IE3 |
| | 15 | 4570 | 99,00 | 70363 | 1,8 | KR773-2E132M/4C | 15,00 | 408 | | IE2 |
| | 17 | 4093 | 88,57 | 72024 | 2,0 | | | | | |
| | 19 | 3537 | 76,59 | 73873 | 2,3 | | | | | |
| | 22 | 3068 | 66,32 | 75293 | 2,6 | | | | | |
| | 25 | 2687 | 58,00 | 76366 | 3,0 | | | | | |
| | 29 | 2372 | 51,13 | 77246 | 3,4 | | | | | |
| | 15 | 4640 | 100,90 | 24872 | 0,9 | KR673-3E132M/4D | 14,40 | 262 | 158 | IE3 |
| | 16 | 4153 | 90,21 | 29758 | 1,0 | KR673-2E132M/4C | 15,00 | 257 | | IE2 |
| | 18 | 3705 | 80,38 | 33503 | 1,2 | | | | | |
| 21 | 3154 | 68,47 | 37291 | 1,4 | | | | | | |
| 25 | 2716 | 58,86 | 39941 | 1,6 | | | | | | |
| 29 | 2360 | 51,08 | 41901 | 1,8 | | | | | | |
| 33 | 2066 | 44,65 | 43357 | 2,1 | | | | | | |

*: IE2 ve IE3 motorlu redüktör fiyatları farklıdır. / Geared motor prices are different for IE2 and IE3 motors. / Preise von Getrieben mit IE2 und IE3 Motoren sind unterschiedlich.



K Serisi Motorlu Güç Devir Sayfaları

K Series Geared Motors Performance Tables


K Serien Getriebemotoren Leistung und Drehzahlübersicht



Kalasanati.com

| Güç | IE3 Çıkış Devri | IE3 Çıkış Momenti | Çevrim Oranı | IE3 Güv. Rad. Yük Çıkış | IE3 Servis Faktörü | Tipi | Anma Akımı | Ağırlık | Ölçü Sayfası | Motor Verim Snf.* |
|--|--|--|------------------|--|----------------------------------|------------------------|------------------|----------------------|--------------|------------------------|
| Power | Output Speeds | Output Torque | Ratio | Per.O. Loads (Output) | Service Factors | Type | Rated Current | Weight | Dim. Page | Motor Eff. Class |
| Leistung P _g [kW] P _g [HP] | Abtriebswelle Drehzahlen n ₂ [r.p.m] | Abtriebswelle Drehmomente M ₂ [Nm] | Übersetzung i | Zul.Querkräfte (Abtrieb) F _{qam} [N] | Betriebsfaktor f _s | Typ | Nennstrom [A] | Gewicht ~ [kg] | Maße Seite | Motor Effizienz-klasse |
| 7,5 10 | 45 | 1519 | 32,68 | 45726 | 2,8 | KR673-3E132M/4D | 14,40 | 262 | 158 | IE3 |
| | 52 | 1308 | 28,10 | 46568 | 3,3 | KR673-2E132M/4C | 15,00 | 257 | | IE2 |
| 22 25 28 33 38 41 48 57 64 72 78 92 108 127 | 3094 | 67,37 | 18091 | 0,9 | KR573-3E132M/4D | 14,40 | 193 | 146 | IE3 | |
| | 2735 | 59,49 | 22291 | 1,0 | KR573-2E132M/4C | 15,00 | 188 | | IE2 | |
| | 2434 | 52,88 | 25162 | 1,1 | | | | | | |
| | 2062 | 44,73 | 28634 | 1,3 | | | | | | |
| | 1761 | 38,16 | 31327 | 1,4 | | | | | | |
| | 1630 | 35,34 | 32457 | 1,5 | | | | | | |
| | 1397 | 30,25 | 34261 | 1,6 | | | | | | |
| | 1199 | 25,78 | 35160 | 1,9 | | | | | | |
| | 1060 | 22,77 | 36129 | 2,1 | | | | | | |
| | 943 | 20,24 | 36931 | 2,2 | | | | | | |
| | 875 | 18,80 | 37332 | 2,3 | | | | | | |
| | 741 | 15,88 | 36353 | 2,6 | | | | | | |
| | 632 | 13,53 | 34997 | 2,9 | | | | | | |
| | 542 | 11,58 | 33696 | 3,1 | | | | | | |
| | 37 49 58 62 63 73 84 96 107 123 142 162 196 236 | 1803 | 39,11 | 13919 | 0,9 | KR473-3E132M/4D | 14,40 | 151 | 134 | IE3 |
| | | 1395 | 30,11 | 17939 | 1,1 | KR473-2E132M/4C | 15,00 | 146 | | IE2 |
| | | 1168 | 25,15 | 19645 | 1,3 | | | | | |
| 1104 | | 23,76 | 20070 | 1,4 | | | | | | |
| 1076 | | 23,19 | 20007 | 1,4 | | | | | | |
| 933 | | 20,07 | 19599 | 1,6 | | | | | | |
| 814 | | 17,49 | 19172 | 1,7 | | | | | | |
| 715 | | 15,33 | 18733 | 1,9 | | | | | | |
| 637 | | 13,71 | 17560 | 1,6 | | | | | | |
| 553 | | 11,87 | 17148 | 1,8 | | | | | | |
| 482 | | 10,34 | 16731 | 1,9 | | | | | | |
| 423 | | 9,06 | 16312 | 2,1 | | | | | | |
| 350 | | 7,48 | 15685 | 2,5 | | | | | | |
| 291 | 6,21 | 15061 | 2,9 | | | | | | | |
| 248 285 325 | 275 | 11,87 | 17148 | 2,8 | KR473-3E132S/2C | 13,20 | 134 | 134 | IE3 | |
| | 240 | 10,34 | 16731 | 3,2 | KR473-2E132S/2B | 13,60 | 127 | | IE2 | |
| | 211 | 9,06 | 16312 | 3,5 | | | | | | |
| 67 79 92 101 118 138 147 172 190 221 258 | 1017 | 21,90 | 9185 | 0,8 | KR373-3E132M/4D | 14,40 | 118 | 122 | IE3 | |
| | 866 | 18,62 | 11470 | 0,9 | KR373-2E132M/4C | 15,00 | 113 | | IE2 | |
| | 743 | 15,96 | 12926 | 1,1 | | | | | | |
| | 673 | 14,44 | 13644 | 1,2 | | | | | | |
| | 577 | 12,38 | 14526 | 1,4 | | | | | | |
| | 495 | 10,60 | 14773 | 1,6 | | | | | | |
| | 465 | 9,97 | 14152 | 1,4 | | | | | | |
| | 399 | 8,54 | 13833 | 1,6 | | | | | | |
| | 361 | 7,73 | 13609 | 1,7 | | | | | | |
| | 310 | 6,63 | 13242 | 1,9 | | | | | | |
| | 266 | 5,68 | 12854 | 2,2 | | | | | | |
| | 278 295 345 381 444 | 247 | 10,60 | 14773 | 2,6 | KR373-3E132S/2C | 13,20 | 111 | 122 | IE3 |
| 232 | | 9,97 | 14152 | 2,3 | KR373-2E132S/2B | 13,60 | 104 | | IE2 | |
| 199 | | 8,54 | 13833 | 2,6 | | | | | | |
| 180 | | 7,73 | 13609 | 2,8 | | | | | | |
| 154 | | 6,63 | 13242 | 3,1 | | | | | | |
| 94 104 121 141 170 | 725 | 15,60 | 15113 | 0,8 | KR283-3E132M/4D | 14,40 | 90 | 110 | IE3 | |
| | 657 | 14,12 | 14973 | 0,9 | KR283-2E132M/4C | 15,00 | 85 | | IE2 | |
| | 563 | 12,10 | 14705 | 1,0 | | | | | | |
| | 483 | 10,37 | 14387 | 1,1 | | | | | | |
| | 402 | 8,63 | 13397 | 0,9 | | | | | | |

*: IE2 ve IE3 motorlu redüktör fiyatları farklıdır. / Geared motor prices are different for IE2 and IE3 motors. / Preise von Getrieben mit IE2 und IE3 Motoren sind unterschiedlich.



K Serisi Motorlu Güç Devir Sayfaları

K Series Geared Motors Performance Tables


K Serien Getriebemotoren Leistung und Drehzahlübersicht



Kalasanati.com

| Güç | IE3 Çıkış Devri | IE3 Çıkış Momenti | Çevrim Oranı | IE3 Güv. Rad. Yük Çıkış | IE3 Servis Faktörü | Tipi | Anma Akımı | Ağırlık | Ölçü Sayfası | Motor Verim Snf.* |
|---|---|---|---------------|---|-------------------------------|-----------------|---------------|----------------|--------------|---------------------------|
| Power | Output Speeds | Output Torque | Ratio | Per. O. Loads (Output) | Service Factors | Type | Rated Current | Weight | Dim. Page | Motor Eff. Class |
| Leistung P _g [kW] P _g [HP] | Abtriebswelle Drehzahlen n ₂ [r.p.m] | Abtriebswelle Drehmomente M ₂ [Nm] | Übersetzung i | Zul.Querkräfte (Abtrieb) F _{qam} [N] | Betriebsfaktor f _s | Typ | Nennstrom [A] | Gewicht ~ [kg] | Maße Seite | Motor Effizienz-kategorie |
| 7,5 10 | 198 | 345 | 7,40 | 13093 | 1,0 | KR283-3E132M/4D | 14,40 | 90 | 110 | IE3 |
| | 219 | 313 | 6,70 | 12880 | 1,1 | KR283-2E132M/4C | 15,00 | 85 | | IE2 |
| | 255 | 268 | 5,74 | 12532 | 1,2 | | | | | |
| | 298 | 230 | 4,92 | 12163 | 1,4 | | | | | |
| | 341 | 201 | 8,63 | 13397 | 1,4 | KR283-3E132S/2C | 13,20 | 82 | 110 | IE3 |
| | 398 | 172 | 7,40 | 13093 | 1,6 | KR283-2E132S/2B | 13,60 | 77 | | IE2 |
| | 440 | 156 | 6,70 | 12880 | 1,8 | | | | | |
| | 185 | 368 | 15,92 | 10344 | 0,8 | KR273-3E132S/2C | 13,20 | 77 | 102 | IE3 |
| | 221 | 309 | 13,34 | 10459 | 1,0 | KR273-2E132S/2B | 13,60 | 71 | | IE2 |
| | 245 | 277 | 12,00 | 9767 | 0,8 | | | | | |
| | 297 | 229 | 9,92 | 9831 | 0,9 | | | | | |
| | 356 | 192 | 8,28 | 9791 | 1,0 | | | | | |
| 425 | 161 | 6,94 | 9677 | 1,2 | | | | | | |
| 11 15 | 8,0 | 12217 | 184,83 | 91409 | 1,2 | KR874-3E160M/4C | 21,00 | 762 | 186 | IE3 |
| | 9,1 | 10683 | 161,34 | 97286 | 1,4 | KR874-2E160M/4B | 21,00 | 772 | | IE2 |
| | 10 | 9438 | 142,32 | 101572 | 1,6 | | | | | |
| | 8,4 | 11819 | 115,87 | 93008 | 1,3 | KR873-3E160L/6E | 21,50 | 766 | 182 | IE3 |
| | 9,4 | 10543 | 103,24 | 97791 | 1,4 | KR873-2E160L/6D | 22,00 | 766 | | IE2 |
| | 10 | 9488 | 92,80 | 101239 | 1,6 | | | | | |
| | 12 | 8282 | 81,06 | 105084 | 1,8 | | | | | |
| | 12 | 8213 | 115,87 | 105498 | 1,8 | KR873-3E160M/4C | 21,00 | 741 | 182 | IE3 |
| | 14 | 7327 | 103,24 | 108095 | 2,0 | KR873-2E160M/4B | 21,00 | 751 | | IE2 |
| | 15 | 6593 | 92,80 | 110090 | 2,3 | | | | | |
| | 17 | 5756 | 81,06 | 112392 | 2,6 | | | | | |
| | 20 | 5032 | 70,76 | 114064 | 3,0 | | | | | |
| | 22 | 4445 | 62,42 | 115398 | 3,4 | | | | | |
| | 11 | 9038 | 88,57 | 48219 | 0,9 | KR773-3E160L/6E | 21,50 | 450 | 170 | IE3 |
| | 13 | 7810 | 76,59 | 55843 | 1,0 | KR773-2E160L/6D | 22,00 | 450 | | IE2 |
| | 13 | 7525 | 111,63 | 57419 | 1,1 | KR773-3E160M/4C | 21,00 | 476 | 170 | IE3 |
| | 15 | 6682 | 99,00 | 61698 | 1,2 | KR773-2E160M/4B | 21,00 | 486 | | IE2 |
| | 17 | 5984 | 88,57 | 64860 | 1,3 | | | | | |
| | 19 | 5172 | 76,59 | 68181 | 1,5 | | | | | |
| | 22 | 4485 | 66,32 | 70695 | 1,8 | | | | | |
| | 25 | 3928 | 58,00 | 72610 | 2,0 | | | | | |
| | 29 | 3468 | 51,13 | 74086 | 2,3 | | | | | |
| | 32 | 3080 | 45,36 | 73382 | 2,6 | | | | | |
| | 36 | 2749 | 40,44 | 71725 | 2,9 | | | | | |
| | 38 | 2649 | 39,00 | 71192 | 3,0 | | | | | |
| | 44 | 2298 | 33,78 | 69061 | 3,5 | | | | | |
| | 21 | 4612 | 68,47 | 25154 | 0,9 | KR673-3E160M/4C | 21,00 | 322 | 158 | IE3 |
| | 25 | 3971 | 58,86 | 31365 | 1,1 | KR673-2E160M/4B | 21,00 | 332 | | IE2 |
| | 29 | 3451 | 51,08 | 35367 | 1,2 | | | | | |
| | 33 | 3021 | 44,65 | 38196 | 1,4 | | | | | |
| 37 | 2659 | 39,26 | 40310 | 1,6 | | | | | | |
| 45 | 2221 | 32,68 | 42597 | 1,9 | | | | | | |
| 52 | 1913 | 28,10 | 44063 | 2,2 | | | | | | |
| 60 | 1663 | 24,38 | 45097 | 2,6 | | | | | | |
| 69 | 1456 | 21,32 | 45997 | 3,0 | | | | | | |
| 78 | 1281 | 18,74 | 46687 | 3,4 | | | | | | |

*: IE2 ve IE3 motorlu redüktör fiyatları farklıdır. / Geared motor prices are different for IE2 and IE3 motors. / Preise von Getrieben mit IE2 und IE3 Motoren sind unterschiedlich.



K Serisi Motorlu Güç Devir Sayfaları

K Series Geared Motors Performance Tables


K Serien Getriebemotoren Leistung und Drehzahlübersicht



Kalasanati.com

| Güç | IE3 Çıkış Devri | IE3 Çıkış Momenti | Çevrim Oranı | IE3 Güv. Rad. Yük Çıkış | IE3 Servis Faktörü | Tipi | Anma Akımı | Ağırlık | Ölçü Sayfası | Motor Verim Snf.* | |
|--|--|--|------------------|--|----------------------------------|-----------------|------------------|----------------------|--------------|------------------------|-----|
| Power | Output Speeds | Output Torque | Ratio | Per.O. Loads (Output) | Service Factors | Type | Rated Current | Weight | Dim. Page | Motor Eff. Class | |
| Leistung P _g [kW] P _g [HP] | Abtriebswelle Drehzahlen n ₂ [r.p.m] | Abtriebswelle Drehmomente M ₂ [Nm] | Übersetzung i | Zul.Querkräfte (Abtrieb) F _{qam} [N] | Betriebsfaktor f _s | Typ | Nennstrom [A] | Gewicht ~ [kg] | Maße Seite | Motor Effizienz-klasse | |
| 11 15 | 33 | 3015 | 44,73 | 20090 | 0,9 | KR573-3E160M/4C | 21,00 | 257 | 146 | IE3 | |
| | 39 | 2575 | 38,16 | 25664 | 1,0 | KR573-2E160M/4B | 21,00 | 267 | | IE2 | |
| | 42 | 2383 | 35,34 | 27743 | 1,0 | | | | | | |
| | 49 | 2042 | 30,25 | 30881 | 1,1 | | | | | | |
| | 57 | 1752 | 25,78 | 32523 | 1,3 | | | | | | |
| | 65 | 1550 | 22,77 | 34000 | 1,4 | | | | | | |
| | 73 | 1379 | 20,24 | 35220 | 1,5 | | | | | | |
| | 78 | 1279 | 18,80 | 35839 | 1,6 | | | | | | |
| | 93 | 1083 | 15,88 | 34717 | 1,8 | | | | | | |
| | 109 | 924 | 13,53 | 33604 | 2,0 | | | | | | |
| | 127 | 792 | 11,58 | 32503 | 2,1 | | | | | | |
| | 131 | 764 | 11,22 | 31906 | 1,9 | | | | | | |
| | 155 | 647 | 9,48 | 30758 | 2,1 | | | | | | |
| | 182 | 552 | 8,07 | 29654 | 2,4 | | | | | | |
| | 213 | 473 | 6,91 | 28586 | 2,6 | | | | | | |
| | 63 73 84 96 107 124 142 162 196 237 | 63 | 1574 | 23,19 | 16370 | 1,0 | KR473-3E160M/4C | 21,00 | 214 | 134 | IE3 |
| | | 73 | 1364 | 20,07 | 17666 | 1,1 | KR473-2E160M/4B | 21,00 | 224 | | IE2 |
| | | 84 | 1191 | 17,49 | 17487 | 1,2 | | | | | |
| | | 96 | 1045 | 15,33 | 17257 | 1,3 | | | | | |
| 107 | | 932 | 13,71 | 15872 | 1,1 | | | | | | |
| 124 | | 808 | 11,87 | 15688 | 1,2 | | | | | | |
| 142 | | 705 | 10,34 | 15458 | 1,3 | | | | | | |
| 162 | | 619 | 9,06 | 15197 | 1,5 | | | | | | |
| 196 | | 512 | 7,48 | 14764 | 1,7 | | | | | | |
| 237 | | 426 | 6,21 | 14296 | 1,9 | | | | | | |
| 15 20 | | 9,4 | 14306 | 103,24 | 82207 | 1,0 | KR873-3E180L/6E | 29,00 | 809 | 182 | IE3 |
| | | 11 | 12874 | 92,80 | 88673 | 1,2 | KR873-2E180L/6D | 29,00 | 789 | | IE2 |
| | | 12 | 11237 | 81,06 | 95249 | 1,3 | | | | | |
| | 13 | 10673 | 115,87 | 97450 | 1,4 | KR873-3E160L/4D | 29,00 | 766 | 182 | IE3 | |
| | 14 | 9522 | 103,24 | 101404 | 1,6 | KR873-2E160L/4C | 29,30 | 763 | | IE2 | |
| | 16 | 8569 | 92,80 | 104431 | 1,8 | | | | | | |
| | 18 | 7480 | 81,06 | 107574 | 2,0 | | | | | | |
| | 21 | 6540 | 70,76 | 110229 | 2,3 | | | | | | |
| | 24 | 5778 | 62,42 | 112156 | 2,6 | | | | | | |
| | 26 | 5147 | 55,53 | 113745 | 2,9 | | | | | | |
| | 30 | 4616 | 49,75 | 114934 | 3,2 | | | | | | |
| | 15 17 19 22 25 29 32 36 38 44 50 55 62 | 15 | 9113 | 99,00 | 47536 | 0,9 | KR773-3E160L/4D | 29,00 | 501 | 170 | IE3 |
| 17 | | 8162 | 88,57 | 53663 | 1,0 | KR773-2E160L/4C | 29,30 | 498 | | IE2 | |
| 19 | | 7054 | 76,59 | 59800 | 1,1 | | | | | | |
| 22 | | 6117 | 66,32 | 64248 | 1,3 | | | | | | |
| 25 | | 5358 | 58,00 | 67449 | 1,5 | | | | | | |
| 29 | | 4730 | 51,13 | 69758 | 1,7 | | | | | | |
| 32 | | 4201 | 45,36 | 69360 | 1,9 | | | | | | |
| 36 | | 3750 | 40,44 | 68138 | 2,1 | | | | | | |
| 38 | | 3613 | 39,00 | 67733 | 2,2 | | | | | | |
| 44 | | 3134 | 33,78 | 66065 | 2,6 | | | | | | |
| 50 | | 2731 | 29,40 | 64367 | 2,9 | | | | | | |
| 55 | | 2468 | 26,52 | 63065 | 3,2 | | | | | | |
| 62 | | 2193 | 23,52 | 61523 | 3,6 | | | | | | |
| 29 33 37 45 52 60 69 | | 29 | 4707 | 51,08 | 23948 | 0,9 | KR673-3E160L/4D | 29,00 | 363 | 158 | IE3 |
| | 33 | 4120 | 44,65 | 30057 | 1,0 | KR673-2E160L/4C | 29,30 | 360 | | IE2 | |
| | 37 | 3627 | 39,26 | 34185 | 1,2 | | | | | | |
| | 45 | 3030 | 32,68 | 38205 | 1,4 | | | | | | |
| | 52 | 2609 | 28,10 | 40633 | 1,6 | | | | | | |
| | 60 | 2268 | 24,38 | 42359 | 1,9 | | | | | | |
| | 69 | 1986 | 21,32 | 43740 | 2,2 | | | | | | |

*: IE2 ve IE3 motorlu redüktör fiyatları farklıdır. / Geared motor prices are different for IE2 and IE3 motors. / Preise von Getrieben mit IE2 und IE3 Motoren sind unterschiedlich.



K Serisi Motorlu Güç Devir Sayfaları

K Series Geared Motors Performance Tables


K Serien Getriebemotoren Leistung und Drehzahlübersicht



Kalasanati.com

| Güç | IE3 Çıkış Devri | IE3 Çıkış Momenti | Çevrim Oranı | IE3 Güv. Rad. Yük Çıkış | IE3 Servis Faktörü | Tipi | Anma Akımı | Ağırlık | Ölçü Sayfası | Motor Verim Snf.* |
|---|--|--|------------------|--|----------------------------------|-----------------|------------------|----------------------|--------------|------------------------|
| Power | Output Speeds | Output Torque | Ratio | Per. O. Loads (Output) | Service Factors | Type | Rated Current | Weight | Dim. Page | Motor Eff. Class |
| Leistung P _g [kW] P _g [HP] | Abtriebswelle Drehzahlen n ₂ [r.p.m] | Abtriebswelle Drehmomente M ₂ [Nm] | Übersetzung i | Zul.Querkräfte (Abtrieb) F _{qam} [N] | Betriebsfaktor f _s | Typ | Nennstrom [A] | Gewicht ~ [kg] | Maße Seite | Motor Effizienz-klasse |
| 15 20 | 78 | 1748 | 18,74 | 44807 | 2,5 | KR673-3E160L/4D | 29,00 | 363 | 158 | IE3 |
| | 89 | 1545 | 16,54 | 45641 | 2,8 | KR673-2E160L/4C | 29,30 | 360 | | IE2 |
| | 101 | 1347 | 14,49 | 50991 | 2,2 | | | | | |
| | 118 | 1161 | 12,46 | 50192 | 2,4 | | | | | |
| | 136 | 1009 | 10,81 | 48599 | 2,7 | | | | | |
| | 156 | 883 | 9,45 | 47088 | 2,9 | | | | | |
| | 177 | 778 | 8,31 | 45648 | 3,2 | | | | | |
| | 57 | 2390 | 25,78 | 28613 | 1,0 | KR573-3E160L/4D | 29,00 | 281 | 146 | IE3 |
| | 65 | 2114 | 22,77 | 31047 | 1,0 | KR573-2E160L/4C | 29,30 | 278 | | IE2 |
| | 73 | 1881 | 20,24 | 32895 | 1,1 | | | | | |
| | 78 | 1745 | 18,80 | 33626 | 1,2 | | | | | |
| | 93 | 1477 | 15,88 | 32847 | 1,3 | | | | | |
| | 109 | 1260 | 13,53 | 32012 | 1,4 | | | | | |
| | 127 | 1080 | 11,58 | 31140 | 1,6 | | | | | |
| | 131 | 1043 | 11,22 | 30448 | 1,4 | | | | | |
| 155 | 883 | 9,48 | 29526 | 1,6 | | | | | | |
| 182 | 753 | 8,07 | 28605 | 1,7 | | | | | | |
| 213 | 646 | 6,91 | 27688 | 1,9 | | | | | | |
| 18,5 25 | 84 | 1624 | 17,49 | 15562 | 0,9 | KR473-3E160L/4D | 29,00 | 240 | 134 | IE3 |
| | 96 | 1425 | 15,33 | 15570 | 1,0 | KR473-2E160L/4C | 29,30 | 237 | | IE2 |
| | 107 | 1271 | 13,71 | 13943 | 0,8 | | | | | |
| | 124 | 1102 | 11,87 | 14018 | 0,9 | | | | | |
| | 142 | 962 | 10,34 | 14003 | 1,0 | | | | | |
| | 162 | 844 | 9,06 | 13922 | 1,1 | | | | | |
| | 196 | 699 | 7,48 | 13711 | 1,2 | | | | | |
| | 237 | 581 | 6,21 | 13422 | 1,4 | | | | | |
| | 13 | 12640 | 113,42 | 89656 | 1,2 | KR874-3E180M/4C | 34,50 | 821 | 186 | IE3 |
| | 15 | 10983 | 98,53 | 96189 | 1,4 | KR874-2E180M/4B | 34,50 | 821 | | IE2 |
| | 12 | 13858 | 81,06 | 84247 | 1,1 | KR873-3G200L/6a | 36,50 | 807 | 182 | IE3 |
| | 14 | 12115 | 70,76 | 91801 | 1,2 | KR873-2G200L/6a | 36,50 | 807 | | IE2 |
| | 14 | 11704 | 103,24 | 93451 | 1,3 | KR873-3E180M/4C | 34,50 | 804 | 182 | IE3 |
| | 16 | 10533 | 92,80 | 97821 | 1,4 | KR873-2E180M/4B | 34,50 | 804 | | IE2 |
| | 18 | 9195 | 81,06 | 102364 | 1,6 | | | | | |
| 21 | 8040 | 70,76 | 105817 | 1,9 | | | | | | |
| 24 | 7102 | 62,42 | 108630 | 2,1 | | | | | | |
| 27 | 6327 | 55,53 | 110730 | 2,4 | | | | | | |
| 30 | 5674 | 49,75 | 112387 | 2,6 | | | | | | |
| 34 | 4930 | 43,22 | 114806 | 3,0 | | | | | | |
| 39 | 4341 | 38,00 | 112515 | 3,3 | | | | | | |
| 19 | 8671 | 76,59 | 50588 | 0,9 | KR773-3E180M/4C | 34,50 | 537 | 170 | IE3 | |
| 22 | 7520 | 66,32 | 57472 | 1,1 | KR773-2E180M/4B | 34,50 | 537 | | IE2 | |
| 25 | 6586 | 58,00 | 62026 | 1,2 | | | | | | |
| 29 | 5814 | 51,13 | 65570 | 1,4 | | | | | | |
| 33 | 5164 | 45,36 | 65841 | 1,5 | | | | | | |
| 36 | 4610 | 40,44 | 65000 | 1,7 | | | | | | |
| 38 | 4441 | 39,00 | 64707 | 1,8 | | | | | | |
| 44 | 3853 | 33,78 | 63444 | 2,1 | | | | | | |
| 50 | 3358 | 29,40 | 62085 | 2,4 | | | | | | |
| 56 | 3034 | 26,52 | 61007 | 2,6 | | | | | | |
| 63 | 2695 | 23,52 | 59698 | 3,0 | | | | | | |
| 70 | 2406 | 20,97 | 58398 | 3,3 | | | | | | |
| 73 | 2318 | 20,23 | 57978 | 3,4 | | | | | | |
| 33 | 5065 | 44,65 | 19115 | 0,8 | KR673-3E180M/4C | 34,50 | 399 | 158 | IE3 | |
| 38 | 4458 | 39,26 | 26817 | 1,0 | KR673-2E180M/4B | 34,50 | 399 | | IE2 | |

*: IE2 ve IE3 motorlu redüktör fiyatları farklıdır. / Geared motor prices are different for IE2 and IE3 motors. / Preise von Getrieben mit IE2 und IE3 Motoren sind unterschiedlich.



K Serisi Motorlu Güç Devir Sayfaları

K Series Geared Motors Performance Tables


K Serien Getriebemotoren Leistung und Drehzahlübersicht



Kalasanati.com

| Güç | IE3 Çıkış Devri | IE3 Çıkış Momenti | Çevrim Oranı | IE3 Güv. Rad. Yük Çıkış | IE3 Servis Faktörü | Tipi | Anma Akımı | Ağırlık | Ölçü Sayfası | Motor Verim Snf.* | |
|--|--|--|------------------|--|----------------------------------|-----------------|------------------|----------------------|--------------|------------------------|-----|
| Power | Output Speeds | Output Torque | Ratio | Per.O. Loads (Output) | Service Factors | Type | Rated Current | Weight | Dim. Page | Motor Eff. Class | |
| Leistung P _g [kW] P _g [HP] | Abtriebswelle Drehzahlen n ₂ [r.p.m] | Abtriebswelle Drehmomente M ₂ [Nm] | Übersetzung i | Zul.Querkräfte (Abtrieb) F _{qam} [N] | Betriebsfaktor f _s | Typ | Nennstrom [A] | Gewicht ~ [kg] | Maße Seite | Motor Effizienz-klasse | |
| 18,5 25 | 45 | 3724 | 32,68 | 33355 | 1,2 | KR673-3E180M/4C | 34,50 | 399 | 158 | IE3 | |
| | 52 | 3207 | 28,10 | 37015 | 1,3 | KR673-2E180M/4B | 34,50 | 399 | | IE2 | |
| | 60 | 2788 | 24,38 | 39559 | 1,5 | | | | | | |
| | 69 | 2441 | 21,32 | 41471 | 1,8 | | | | | | |
| | 79 | 2149 | 18,74 | 42949 | 2,0 | | | | | | |
| | 89 | 1899 | 16,54 | 44104 | 2,3 | | | | | | |
| | 102 | 1656 | 14,49 | 50128 | 1,8 | | | | | | |
| | 118 | 1427 | 12,46 | 48913 | 2,0 | | | | | | |
| | 136 | 1240 | 10,81 | 47488 | 2,2 | | | | | | |
| | 156 | 1086 | 9,45 | 46117 | 2,4 | | | | | | |
| | 178 | 956 | 8,31 | 44795 | 2,6 | | | | | | |
| | | 65 | 2598 | 22,77 | 27790 | 0,8 | | | | | |
| | | 73 | 2313 | 20,24 | 30454 | 0,9 | KR573-3E180M/4C | 34,50 | 321 | 146 | IE3 |
| | | 78 | 2145 | 18,80 | 31689 | 1,0 | KR573-2E180M/4B | 34,50 | 321 | | IE2 |
| | | 93 | 1816 | 15,88 | 31210 | 1,1 | | | | | |
| | | 109 | 1549 | 13,53 | 30618 | 1,2 | | | | | |
| | | 127 | 1328 | 11,58 | 29948 | 1,3 | | | | | |
| | | 131 | 1282 | 11,22 | 29173 | 1,1 | | | | | |
| | 156 | 1085 | 9,48 | 28449 | 1,3 | | | | | | |
| | 183 | 926 | 8,07 | 27687 | 1,4 | | | | | | |
| | 213 | 794 | 6,91 | 26903 | 1,5 | | | | | | |
| | 163 | 1038 | 9,06 | 12807 | 0,9 | KR473-3E180M/4C | 34,50 | 279 | 134 | IE3 | |
| | 197 | 859 | 7,48 | 12790 | 1,0 | KR473-2E180M/4B | 34,50 | 279 | | IE2 | |
| | 237 | 714 | 6,21 | 12658 | 1,2 | | | | | | |
| 22 30 | 12 | 16483 | 81,06 | 70303 | 0,9 | KR873-3G200L/6b | 43,00 | 827 | 182 | IE3 | |
| | 14 | 14410 | 70,76 | 81609 | 1,0 | KR873-2G200L/6b | 43,00 | 827 | | IE2 | |
| | 14 | 13920 | 103,24 | 83967 | 1,1 | KR873-3E180L/4D | 42,50 | 844 | 182 | IE3 | |
| | 16 | 12527 | 92,80 | 90131 | 1,2 | KR873-2E180L/4C | 42,50 | 844 | | IE2 | |
| | 18 | 10936 | 81,06 | 96365 | 1,4 | | | | | | |
| | 21 | 9561 | 70,76 | 101165 | 1,6 | | | | | | |
| | 24 | 8447 | 62,42 | 104716 | 1,8 | | | | | | |
| | 27 | 7524 | 55,53 | 107357 | 2,0 | | | | | | |
| | 30 | 6748 | 49,75 | 109595 | 2,2 | | | | | | |
| | 34 | 5864 | 43,22 | 112553 | 2,5 | | | | | | |
| | 39 | 5163 | 38,00 | 110238 | 2,8 | | | | | | |
| | 43 | 4664 | 34,28 | 107854 | 3,0 | | | | | | |
| | | 22 | 8943 | 66,32 | 48734 | 0,9 | KR773-3E180L/4D | 42,50 | 578 | 170 | IE3 |
| | | 25 | 7833 | 58,00 | 55713 | 1,0 | KR773-2E180L/4C | 42,50 | 578 | | IE2 |
| | | 29 | 6915 | 51,13 | 60547 | 1,2 | | | | | |
| | | 33 | 6142 | 45,36 | 62321 | 1,3 | | | | | |
| | | 36 | 5482 | 40,44 | 61862 | 1,5 | | | | | |
| | | 38 | 5282 | 39,00 | 61681 | 1,5 | | | | | |
| | 44 | 4582 | 33,78 | 60823 | 1,7 | | | | | | |
| | 50 | 3993 | 29,40 | 59804 | 2,0 | | | | | | |
| | 56 | 3609 | 26,52 | 58950 | 2,2 | | | | | | |
| | 63 | 3206 | 23,52 | 57873 | 2,5 | | | | | | |
| | 70 | 2862 | 20,97 | 56770 | 2,8 | | | | | | |
| | 73 | 2757 | 20,23 | 56409 | 2,9 | | | | | | |
| | 84 | 2392 | 17,52 | 54934 | 3,2 | | | | | | |
| | 97 | 2085 | 15,25 | 53450 | 3,5 | | | | | | |
| | 45 | 4429 | 32,68 | 27119 | 1,0 | KR673-3E180L/4D | 42,50 | 439 | 158 | IE3 | |
| | 52 | 3815 | 28,10 | 32647 | 1,1 | KR673-2E180L/4C | 42,50 | 439 | | IE2 | |
| | 60 | 3316 | 24,38 | 36295 | 1,3 | | | | | | |
| | 69 | 2903 | 21,32 | 38906 | 1,5 | | | | | | |

*: IE2 ve IE3 motorlu redüktör fiyatları farklıdır. / Geared motor prices are different for IE2 and IE3 motors. / Preise von Getrieben mit IE2 und IE3 Motoren sind unterschiedlich.



K Serisi Motorlu Güç Devir Sayfaları

K Series Geared Motors Performance Tables


K Serien Getriebemotoren Leistung und Drehzahlübersicht



Kalasanati.com

| Güç | IE3 Çıkış Devri | IE3 Çıkış Momenti | Çevrim Oranı | IE3 Güv. Rad. Yük Çıkış | IE3 Servis Faktörü | Tipi | Anma Akımı | Ağırlık | Ölçü Sayfası | Motor Verim Sınıfı* | | |
|---|--|--|------------------|--|----------------------------------|-----------------|------------------|-------------------|--------------|------------------------|-----|-----|
| Power | Output Speeds | Output Torque | Ratio | Per. O. Loads (Output) | Service Factors | Type | Rated Current | Weight | Dim. Page | Motor Eff. Class | | |
| Leistung P _g [kW] P _g [HP] | Abtriebswelle Drehzahlen n ₂ [r.p.m] | Abtriebswelle Drehmomente M ₂ [Nm] | Übersetzung i | Zul.Querkräfte (Abtrieb) F _{qam} [N] | Betriebsfaktor f _s | Typ | Nennstrom [A] | Gewicht ~ [kg] | Maße Seite | Motor Effizienz-klasse | | |
| 22 30 | 79 | 2556 | 18,74 | 40876 | 1,7 | KR673-3E180L/4D | 42,50 | 439 | 158 | IE3 | | |
| | 89 | 2259 | 16,54 | 42403 | 1,9 | KR673-2E180L/4C | 42,50 | 439 | | IE2 | | |
| | 102 | 1970 | 14,49 | 48904 | 1,5 | | | | | | | |
| | 118 | 1697 | 12,46 | 47633 | 1,7 | | | | | | | |
| | 136 | 1475 | 10,81 | 46378 | 1,8 | | | | | | | |
| | 156 | 1291 | 9,45 | 45147 | 2,0 | | | | | | | |
| | 178 | 1137 | 8,31 | 43941 | 2,2 | | | | | | | |
| | 93 | 2160 | 15,88 | 29574 | 0,9 | KR573-3E180L/4D | 42,50 | 361 | | IE3 | | |
| | 109 | 1842 | 13,53 | 29225 | 1,0 | KR573-2E180L/4C | 42,50 | 361 | | IE2 | | |
| | 127 | 1580 | 11,58 | 28755 | 1,1 | | | | | | | |
| | 131 | 1525 | 11,22 | 27898 | 1,0 | | | | | | | |
| | 156 | 1291 | 9,48 | 27371 | 1,1 | | | | | | | |
| | 183 | 1101 | 8,07 | 26769 | 1,2 | | | | | | | |
| | 213 | 944 | 6,91 | 26117 | 1,3 | | | | | | | |
| | 197 | 1021 | 7,48 | 11869 | 0,8 | KR473-3E180L/4D | 42,50 | 319 | | IE3 | | |
| | 237 | 849 | 6,21 | 11893 | 1,0 | KR473-2E180L/4C | 42,50 | 319 | | IE2 | | |
| | 30 40 | 18 | 14913 | 81,06 | 79086 | 1,0 | KR873-3G200L/4 | 55,00 | | 868 | 182 | IE3 |
| | | 21 | 13039 | 70,76 | 87943 | 1,2 | KR873-2G200L/4 | 55,00 | | 855 | | IE2 |
| 24 | | 11519 | 62,42 | 94173 | 1,3 | | | | | | | |
| 27 | | 10261 | 55,53 | 98787 | 1,5 | | | | | | | |
| 30 | | 9203 | 49,75 | 102239 | 1,6 | | | | | | | |
| 34 | | 7997 | 43,22 | 106655 | 1,8 | | | | | | | |
| 39 | | 7041 | 38,00 | 105031 | 2,0 | | | | | | | |
| 43 | | 6361 | 34,28 | 103156 | 2,2 | | | | | | | |
| 49 | | 5550 | 29,88 | 100537 | 2,4 | | | | | | | |
| 61 | | 4516 | 24,28 | 96417 | 3,1 | | | | | | | |
| 33 | | 8376 | 45,36 | 52467 | 1,0 | KR773-3G200L/4 | 55,00 | 601 | IE3 | | | |
| 36 | | 7477 | 40,44 | 54688 | 1,1 | KR773-2G200L/4 | 55,00 | 588 | IE2 | | | |
| 38 | | 7204 | 39,00 | 54764 | 1,1 | | | | | | | |
| 44 | | 6249 | 33,78 | 54831 | 1,3 | | | | | | | |
| 50 | | 5446 | 29,40 | 54590 | 1,5 | | | | | | | |
| 56 | | 4922 | 26,52 | 54247 | 1,6 | | | | | | | |
| 63 | | 4372 | 23,52 | 53701 | 1,8 | | | | | | | |
| 70 | | 3903 | 20,97 | 53050 | 2,0 | | | | | | | |
| 73 | | 3760 | 20,23 | 52822 | 2,1 | | | | | | | |
| 84 | | 3262 | 17,52 | 51826 | 2,3 | | | | | | | |
| 97 | | 2843 | 15,25 | 50746 | 2,6 | | | | | | | |
| 114 | | 2398 | 12,89 | 47780 | 1,9 | | | | | | | |
| 129 | | 2130 | 11,44 | 46879 | 2,1 | | | | | | | |
| 145 | | 1902 | 10,20 | 45962 | 2,2 | | | | | | | |
| 150 | | 1832 | 9,83 | 45662 | 2,3 | | | | | | | |
| 173 | | 1590 | 8,52 | 44444 | 2,5 | | | | | | | |
| 199 | | 1385 | 7,41 | 43223 | 2,8 | | | | | | | |
| 60 | | 4522 | 24,38 | 26181 | 1,0 | KR673-3G200L/4 | 55,00 | 460 | IE3 | | | |
| 69 | | 3959 | 21,32 | 31466 | 1,1 | KR673-2G200L/4 | 55,00 | 447 | IE2 | | | |
| 79 | | 3485 | 18,74 | 35118 | 1,2 | | | | | | | |
| 89 | 3081 | 16,54 | 37819 | 1,4 | | | | | | | | |
| 102 | 2687 | 14,49 | 45501 | 1,1 | | | | | | | | |
| 118 | 2314 | 12,46 | 44708 | 1,2 | | | | | | | | |
| 136 | 2012 | 10,81 | 43839 | 1,3 | | | | | | | | |
| 156 | 1761 | 9,45 | 42927 | 1,5 | | | | | | | | |
| 178 | 1551 | 8,31 | 41990 | 1,6 | | | | | | | | |

*: IE2 ve IE3 motorlu redüktör fiyatları farklıdır. / Geared motor prices are different for IE2 and IE3 motors. / Preise von Getrieben mit IE2 und IE3 Motoren sind unterschiedlich.



K Serisi Motorlu Güç Devir Sayfaları

K Series Geared Motors Performance Tables


K Serien Getriebemotoren Leistung und Drehzahlübersicht



Kalasanati.com

| Güç | IE3 Çıkış Devri | IE3 Çıkış Momenti | Çevrim Oranı | IE3 Güv. Rad. Yük Çıkış | IE3 Servis Faktörü | Tipi | Anma Akımı | Ağırlık | Ölçü Sayfası | Motor Verim Snf.* | |
|--|--|--|------------------|--|----------------------------------|----------------|------------------|----------------------|--------------|------------------------|-----|
| Power | Output Speeds | Output Torque | Ratio | Per.O. Loads (Output) | Service Factors | Type | Rated Current | Weight | Dim. Page | Motor Eff. Class | |
| Leistung P _g [kW] P _g [HP] | Abtriebswelle Drehzahlen n ₂ [r.p.m] | Abtriebswelle Drehmomente M ₂ [Nm] | Übersetzung i | Zul.Querkräfte (Abtrieb) F _{qam} [N] | Betriebsfaktor f _s | Typ | Nennstrom [A] | Gewicht ~ [kg] | Maße Seite | Motor Effizienz-klasse | |
| 37 50 | 27 | 12656 | 55,53 | 89463 | 1,2 | KR873-3G225S/4 | 67,00 | 970 | 182 | IE3 | |
| | 30 | 11351 | 49,75 | 94671 | 1,3 | KR873-2G225S/4 | 67,00 | 954 | | IE2 | |
| | 34 | 9864 | 43,22 | 100882 | 1,5 | | | | | | |
| | 39 | 8685 | 38,00 | 100472 | 1,6 | | | | | | |
| | 43 | 7845 | 34,28 | 99043 | 1,8 | | | | | | |
| | 49 | 6846 | 29,88 | 96954 | 1,9 | | | | | | |
| | 61 | 5570 | 24,28 | 93506 | 2,5 | | | | | | |
| | 69 | 4904 | 21,34 | 91240 | 2,8 | | | | | | |
| | 77 | 4430 | 19,26 | 89380 | 3,0 | | | | | | |
| | 88 | 3866 | 16,78 | 86841 | 3,3 | | | | | | |
| | 106 | 3203 | 13,93 | 82152 | 2,7 | | | | | | |
| | 120 | 2820 | 12,25 | 79871 | 3,0 | | | | | | |
| | 133 | 2547 | 11,05 | 78039 | 3,2 | | | | | | |
| | 38 44 50 56 63 70 73 84 97 114 129 145 150 173 199 | 38 | 8885 | 39,00 | 48711 | 0,9 | KR773-3G225S/4 | 67,00 | 693 | 170 | IE3 |
| | | 44 | 7708 | 33,78 | 49588 | 1,0 | KR773-2G225S/4 | 67,00 | 677 | | IE2 |
| 50 | | 6717 | 29,40 | 50027 | 1,2 | | | | | | |
| 56 | | 6071 | 26,52 | 50131 | 1,3 | | | | | | |
| 63 | | 5393 | 23,52 | 50050 | 1,5 | | | | | | |
| 70 | | 4814 | 20,97 | 49795 | 1,7 | | | | | | |
| 73 | | 4638 | 20,23 | 49683 | 1,7 | | | | | | |
| 84 | | 4024 | 17,52 | 49108 | 1,9 | | | | | | |
| 97 | | 3507 | 15,25 | 48380 | 2,1 | | | | | | |
| 114 | | 2958 | 12,89 | 45420 | 1,5 | | | | | | |
| 129 | | 2628 | 11,44 | 44785 | 1,7 | | | | | | |
| 145 | | 2346 | 10,20 | 44095 | 1,8 | | | | | | |
| 150 | | 2260 | 9,83 | 43862 | 1,9 | | | | | | |
| 173 | | 1961 | 8,52 | 42884 | 2,1 | | | | | | |
| 199 | | 1709 | 7,41 | 41866 | 2,3 | | | | | | |
| 79 89 156 178 | 79 | 4299 | 18,74 | 28379 | 1,0 | KR673-3G225S/4 | 67,00 | 552 | 158 | IE3 | |
| | 89 | 3800 | 16,54 | 32786 | 1,1 | KR673-2G225S/4 | 67,00 | 536 | | IE2 | |
| | 156 | 2173 | 9,45 | 40986 | 1,2 | | | | | | |
| | 178 | 1913 | 8,31 | 40283 | 1,3 | | | | | | |
| | | | | | | | | | | | |
| 45 60 | 27 | 15394 | 55,53 | 76594 | 1,0 | KR873-3G225M/4 | 80,00 | 1002 | 182 | IE3 | |
| | 30 | 13806 | 49,75 | 84676 | 1,1 | KR873-2G225M/4 | 80,00 | 1002 | | IE2 | |
| | 34 | 11997 | 43,22 | 93288 | 1,2 | | | | | | |
| | 39 | 10563 | 38,00 | 95261 | 1,3 | | | | | | |
| | 43 | 9542 | 34,28 | 94342 | 1,4 | | | | | | |
| | 49 | 8327 | 29,88 | 92857 | 1,6 | | | | | | |
| | 61 | 6775 | 24,28 | 90179 | 2,1 | | | | | | |
| | 69 | 5965 | 21,34 | 88315 | 2,3 | | | | | | |
| | 77 | 5389 | 19,26 | 86741 | 2,4 | | | | | | |
| | 88 | 4702 | 16,78 | 84541 | 2,7 | | | | | | |
| | 106 | 3895 | 13,93 | 79985 | 2,2 | | | | | | |
| | 120 | 3430 | 12,25 | 77966 | 2,4 | | | | | | |
| | 133 | 3099 | 11,05 | 76320 | 2,6 | | | | | | |
| | 153 | 2704 | 9,63 | 74086 | 2,9 | | | | | | |
| | 50 56 63 70 73 84 97 114 129 145 150 | 50 | 8170 | 29,40 | 44812 | 1,0 | KR773-3G225M/4 | 80,00 | 728 | 170 | IE3 |
| 56 | | 7384 | 26,52 | 45428 | 1,1 | KR773-2G225M/4 | 80,00 | 728 | | IE2 | |
| 63 | | 6559 | 23,52 | 45877 | 1,2 | | | | | | |
| 70 | | 5855 | 20,97 | 46075 | 1,4 | | | | | | |
| 73 | | 5642 | 20,23 | 46095 | 1,4 | | | | | | |
| 84 | | 4894 | 17,52 | 46000 | 1,5 | | | | | | |
| 97 | | 4265 | 15,25 | 45676 | 1,7 | | | | | | |
| 114 | | 3598 | 12,89 | 42722 | 1,3 | | | | | | |
| 129 | | 3196 | 11,44 | 42392 | 1,4 | | | | | | |
| 145 | | 2853 | 10,20 | 41961 | 1,5 | | | | | | |
| 150 | | 2749 | 9,83 | 41805 | 1,5 | | | | | | |

*: IE2 ve IE3 motorlu redüktör fiyatları farklıdır. / Geared motor prices are different for IE2 and IE3 motors. / Preise von Getrieben mit IE2 und IE3 Motoren sind unterschiedlich.



K Serisi Motorlu Güç Devir Sayfaları

K Series Geared Motors Performance Tables


K Serien Getriebemotoren Leistung und Drehzahlübersicht



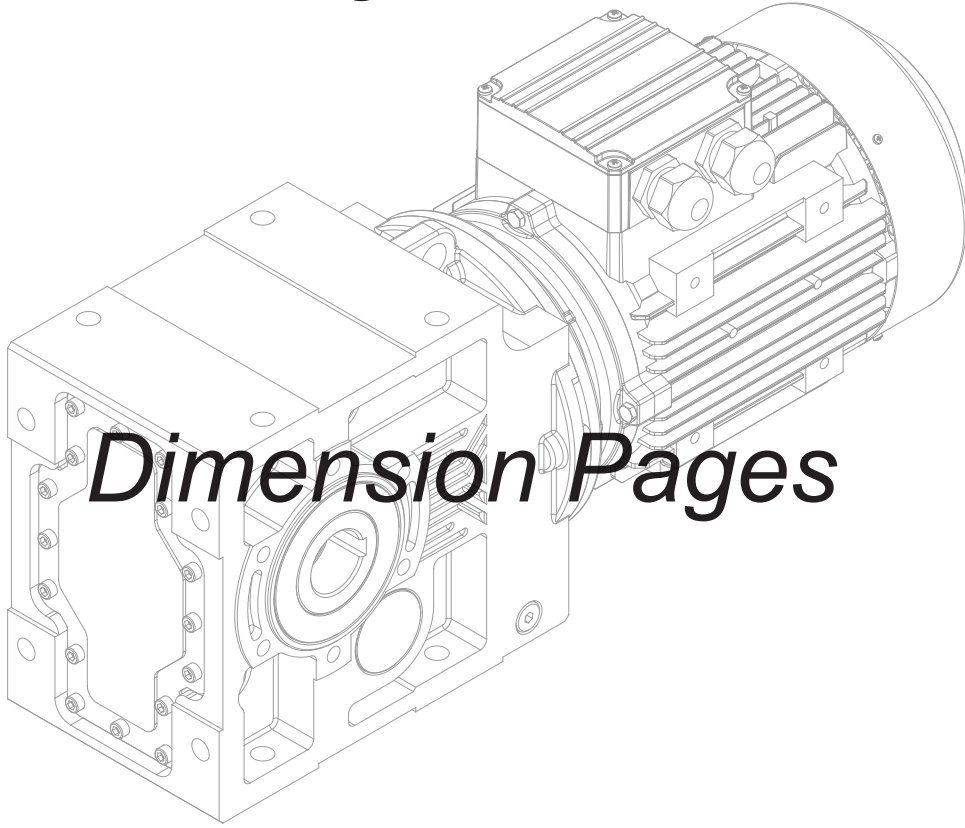
Kalasanati.com

| Güç | IE3 Çıkış Devri | IE3 Çıkış Momenti | Çevrim Oranı | IE3 Güv. Rad. Yük Çıkış | IE3 Servis Faktörü | Tipi | Anma Akımı | Ağırlık | Ölçü Sayfası | Motor Verim Snf.* | |
|--|--|--|------------------|--|----------------------------------|----------------|------------------|----------------------|--------------|------------------------|-----|
| Power | Output Speeds | Output Torque | Ratio | Per.O. Loads (Output) | Service Factors | Type | Rated Current | Weight | Dim. Page | Motor Eff. Class | |
| Leistung P _g [kW] P _g [HP] | Abtriebswelle Drehzahlen n ₂ [r.p.m] | Abtriebswelle Drehmomente M ₂ [Nm] | Übersetzung i | Zul.Querkräfte (Abtrieb) F _{qam} [N] | Betriebsfaktor f _s | Typ | Nennstrom [A] | Gewicht ~ [kg] | Maße Seite | Motor Effizienz-klasse | |
| 45 60 | 173 | 2385 | 8,52 | 41102 | 1,7 | KR773-3G225M/4 | 80,00 | 728 | 170 | IE3 | |
| | 199 | 2079 | 7,41 | 40315 | 1,9 | KR773-2G225M/4 | 80,00 | 728 | | IE2 | |
| | 156 | 2643 | 9,45 | 38766 | 1,0 | KR673-3G225M/4 | 80,00 | 587 | 158 | IE3 | |
| | 178 | 2327 | 8,31 | 38332 | 1,1 | KR673-2G225M/4 | 80,00 | 587 | | IE2 | |
| 55 75 | 34 | 14614 | 43,22 | 81836 | 1,0 | KR873-3G250M/4 | 96,00 | 1093 | 182 | IE3 | |
| | 39 | 12867 | 38,00 | 88743 | 1,1 | KR873-2G250M/4 | 96,00 | 1093 | | IE2 | |
| | 43 | 11624 | 34,28 | 88461 | 1,2 | | | | | | |
| | 50 | 10143 | 29,88 | 87734 | 1,3 | | | | | | |
| | 61 | 8252 | 24,28 | 86018 | 1,7 | | | | | | |
| | 69 | 7266 | 21,34 | 84657 | 1,9 | | | | | | |
| | 77 | 6564 | 19,26 | 83440 | 2,0 | | | | | | |
| | 88 | 5728 | 16,78 | 81666 | 2,2 | | | | | | |
| | 106 | 4745 | 13,93 | 77275 | 1,8 | | | | | | |
| | 121 | 4178 | 12,25 | 75584 | 2,0 | | | | | | |
| | 134 | 3775 | 11,05 | 74170 | 2,1 | | | | | | |
| | 154 | 3294 | 9,63 | 72213 | 2,4 | | | | | | |
| | | 63 | 7990 | 23,52 | 40661 | 1,0 | KR773-3G250M/4 | 96,00 | 818 | 170 | IE3 |
| | | 71 | 7133 | 20,97 | 41424 | 1,1 | KR773-2G250M/4 | 96,00 | 818 | | IE2 |
| 73 | | 6872 | 20,23 | 41611 | 1,1 | | | | | | |
| 84 | | 5962 | 17,52 | 42116 | 1,3 | | | | | | |
| 97 | | 5196 | 15,25 | 42296 | 1,4 | | | | | | |
| 115 | | 4383 | 12,89 | 39350 | 1,0 | | | | | | |
| 129 | | 3894 | 11,44 | 39400 | 1,1 | | | | | | |
| 145 | | 3476 | 10,20 | 39294 | 1,2 | | | | | | |
| 151 | | 3349 | 9,83 | 39232 | 1,3 | | | | | | |
| 174 | | 2906 | 8,52 | 38874 | 1,4 | | | | | | |
| 200 | | 2532 | 7,41 | 38376 | 1,5 | | | | | | |
| 75 97 | | 50 | 13786 | 29,88 | 77481 | 1,0 | KR873-3G280S/4 | 133,00 | 1280 | 182 | IE3 |
| | | 61 | 11216 | 24,28 | 77690 | 1,3 | KR873-2G280S/4 | 133,00 | 1280 | | IE2 |
| | | 70 | 9876 | 21,34 | 77337 | 1,4 | | | | | |
| | 77 | 8922 | 19,26 | 76837 | 1,5 | | | | | | |
| | 88 | 7785 | 16,78 | 75912 | 1,6 | | | | | | |
| | 107 | 6450 | 13,93 | 71851 | 1,3 | | | | | | |
| | 121 | 5679 | 12,25 | 70816 | 1,5 | | | | | | |
| | 134 | 5130 | 11,05 | 69869 | 1,6 | | | | | | |
| | 154 | 4477 | 9,63 | 68466 | 1,8 | | | | | | |
| 90 117 | 61 | 13460 | 24,28 | 71440 | 1,0 | KR873-3G280M/4 | 158,00 | 1350 | 182 | IE3 | |
| | 70 | 11852 | 21,34 | 71843 | 1,1 | KR873-2G280M/4 | 158,00 | 1350 | | IE2 | |
| | 77 | 10707 | 19,26 | 71881 | 1,2 | | | | | | |
| | 88 | 9343 | 16,78 | 71594 | 1,3 | | | | | | |
| | 107 | 7740 | 13,93 | 67780 | 1,1 | | | | | | |
| | 121 | 6815 | 12,25 | 67238 | 1,2 | | | | | | |
| | 134 | 6157 | 11,05 | 66642 | 1,3 | | | | | | |
| | 154 | 5373 | 9,63 | 65653 | 1,5 | | | | | | |

*: IE2 ve IE3 motorlu redüktör fiyatları farklıdır. / Geared motor prices are different for IE2 and IE3 motors. / Preise von Getrieben mit IE2 und IE3 Motoren sind unterschiedlich.




Ölçü Sayfaları



Dimension Pages

Abmessungenseiten



Ölçü Sayfaları

Dimension Pages

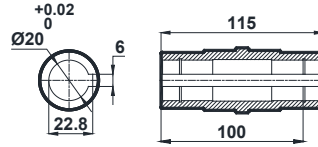
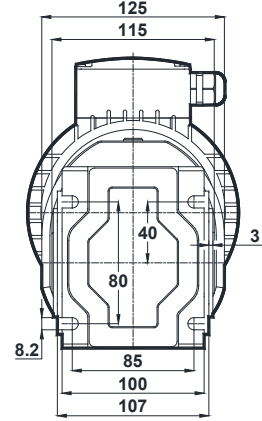
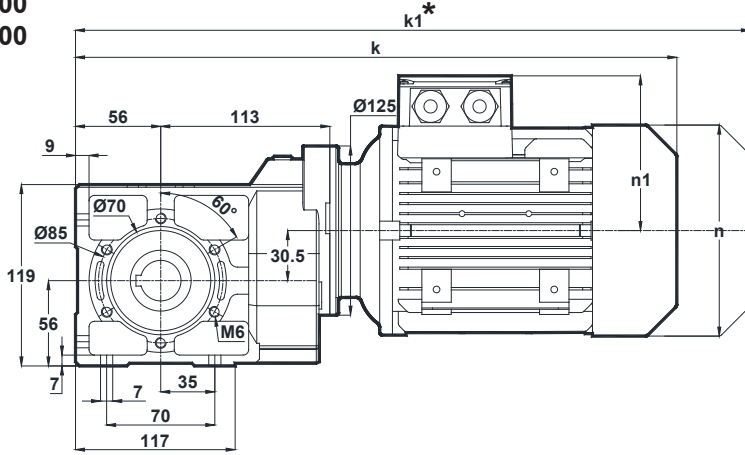
Abmessungsseiten



-Mil ucu çektirme deliği DIN 332 sayfa 2 / Tapped center hole to DIN 332, sheet 2 / Zentrierung mit Gewinde DIN 332, Blatt 2

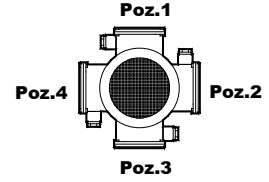
Kalasanati.com

KR002.00
KR003.00



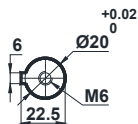
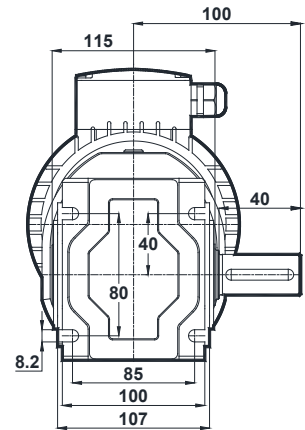
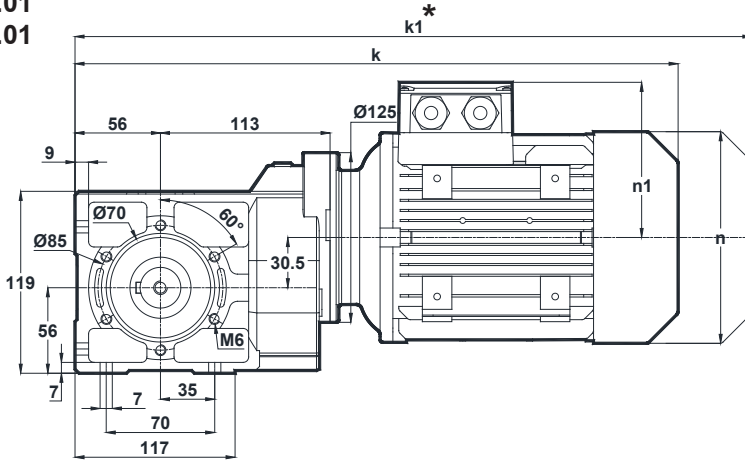
| | 63 | 71 | 80 | 90S | 90L |
|----|-------|-----|-----|-------|-------|
| k | 366.5 | 395 | 429 | 468 | 468 |
| k1 | 427.5 | 486 | 522 | 571.5 | 571.5 |
| n | 121 | 137 | 155 | 176 | 176 |
| n1 | 97 | 112 | 121 | 133 | 133 |

Klemens Pozisyonları
Terminal Box Positions
Klemmenkasten Positionen




63-71-80-90
Tip / Type / Typ

KR002.01
KR003.01



| | 63 | 71 | 80 | 90S | 90L |
|----|-------|-----|-----|-------|-------|
| k | 366.5 | 395 | 429 | 468 | 468 |
| k1 | 427.5 | 486 | 522 | 571.5 | 571.5 |
| n | 121 | 137 | 155 | 176 | 176 |
| n1 | 97 | 112 | 121 | 133 | 133 |

* "k1" Ölçüsü frenli redüktörlere aittir.
Dimension "k1" is for motors with brake.
Maße "k1" ist für Bremsenmotoren.



Ölçü Sayfaları

Dimension Pages

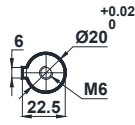
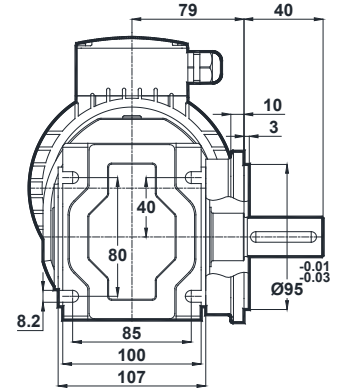
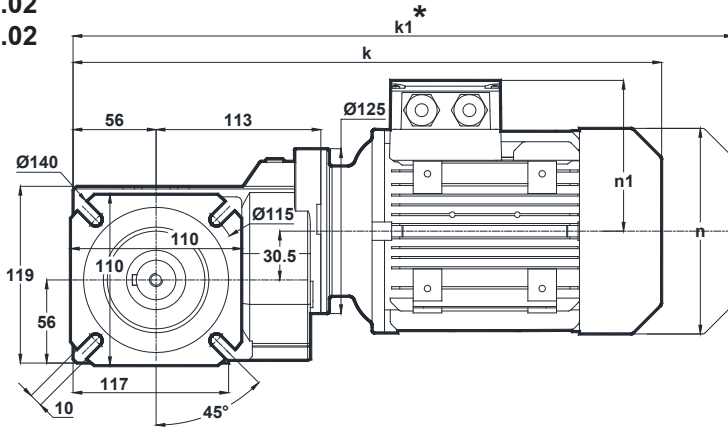
Abmessungsseiten



Kalasanati.com

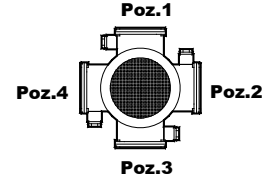
-Mil ucu çektirme deliği DIN 332 sayfa 2 / Tapped center hole to DIN 332, sheet 2 / Zentrierung mit Gewinde DIN 332, Blatt 2

KR002.02
KR003.02



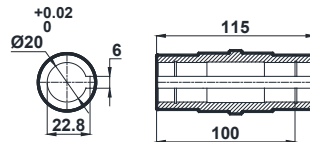
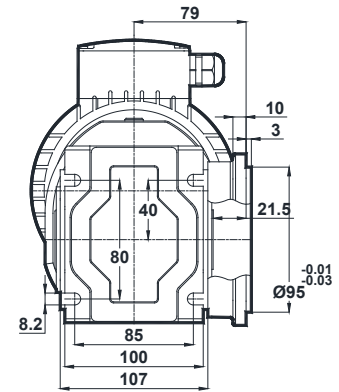
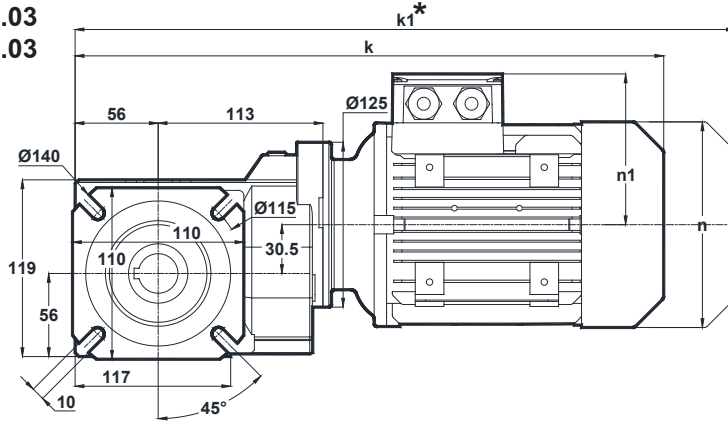
Klemens Pozisyonları
Terminal Box Positions
Klemmenkasten Positionen

| | 63 | 71 | 80 | 90S | 90L |
|----|-------|-----|-----|-------|-------|
| k | 366.5 | 395 | 429 | 468 | 468 |
| k1 | 427.5 | 486 | 522 | 571.5 | 571.5 |
| n | 121 | 137 | 155 | 176 | 176 |
| n1 | 97 | 112 | 121 | 133 | 133 |




63-71-80-90
Tip / Type / Typ

KR002.03
KR003.03



| | 63 | 71 | 80 | 90S | 90L |
|----|-------|-----|-----|-------|-------|
| k | 366.5 | 395 | 429 | 468 | 468 |
| k1 | 427.5 | 486 | 522 | 571.5 | 571.5 |
| n | 121 | 137 | 155 | 176 | 176 |
| n1 | 97 | 112 | 121 | 133 | 133 |

* "k1" Ölçüsü frenli redüktörlere aittir.
Dimension "k1" is for motors with brake.
Maße "k1" ist für Bremsenmotoren.



Ölçü Sayfaları

Dimension Pages

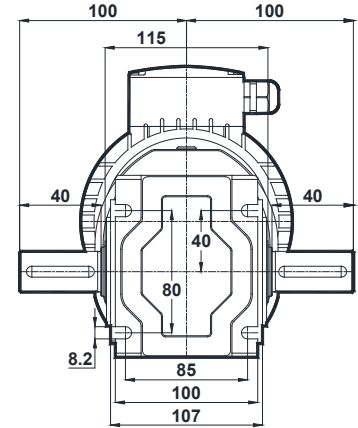
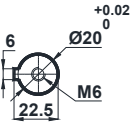
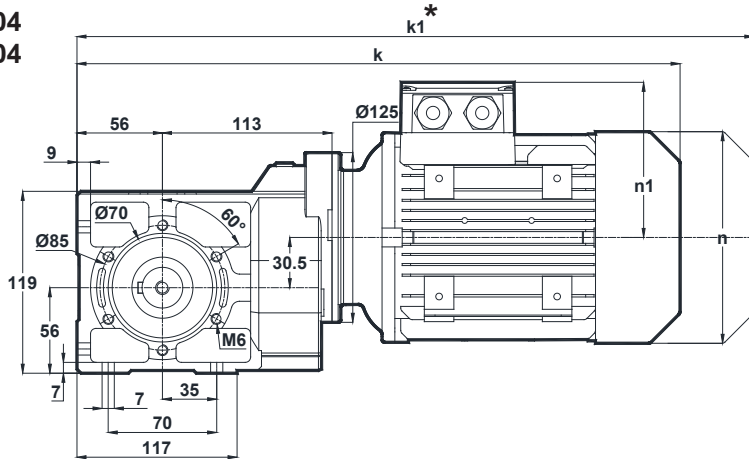
Abmessungsseiten



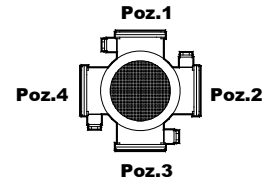
-Mil ucu çektirme deliği DIN 332 sayfa 2 / Tapped center hole to DIN 332, sheet 2 / Zentrierung mit Gewinde DIN 332, Blatt 2

Kalasanati.com

KR002.04
KR003.04



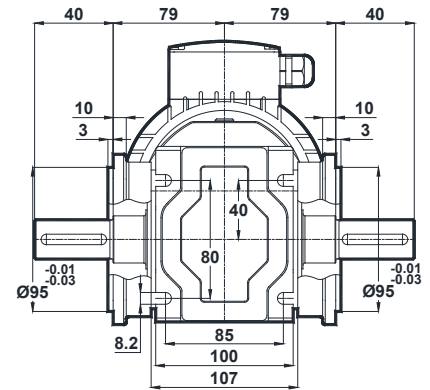
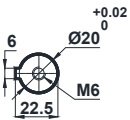
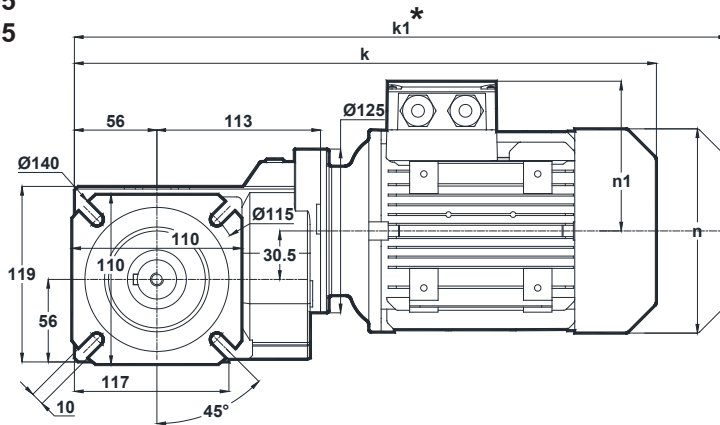
Klemens Pozisyonları
Terminal Box Positions
Klemmenkasten Positionen



63-71-80-90
Tip / Type / Typ


| | 63 | 71 | 80 | 90S | 90L |
|----|-------|-----|-----|-------|-------|
| k | 366.5 | 395 | 429 | 468 | 468 |
| k1 | 427.5 | 486 | 522 | 571.5 | 571.5 |
| n | 121 | 137 | 155 | 176 | 176 |
| n1 | 97 | 112 | 121 | 133 | 133 |

KR002.05
KR003.05



| | 63 | 71 | 80 | 90S | 90L |
|----|-------|-----|-----|-------|-------|
| k | 366.5 | 395 | 429 | 468 | 468 |
| k1 | 427.5 | 486 | 522 | 571.5 | 571.5 |
| n | 121 | 137 | 155 | 176 | 176 |
| n1 | 97 | 112 | 121 | 133 | 133 |

* "k1" Ölçüsü frenli redüktörlere aittir.
Dimension "k1" is for motors with brake.
Maße "k1" ist für Bremsenmotoren.



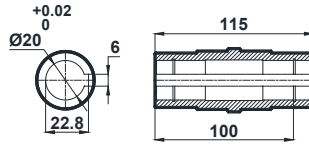
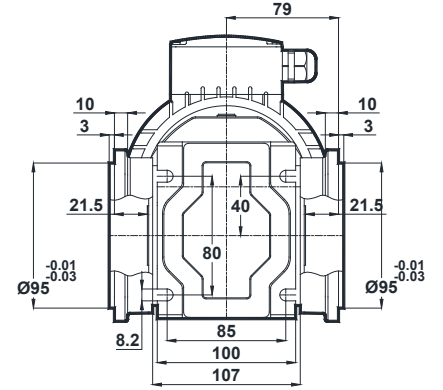
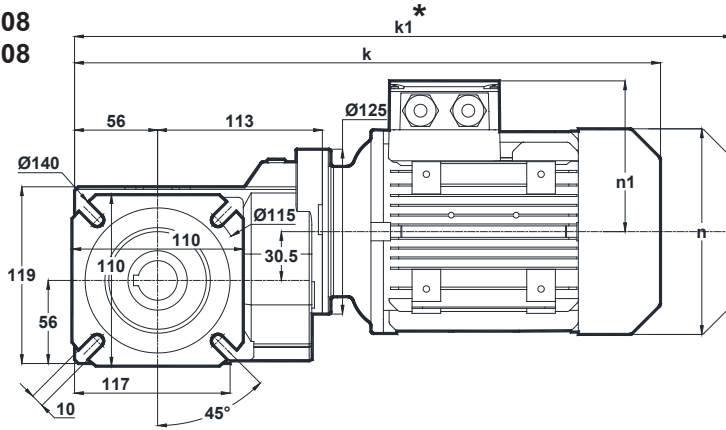
Ölçü Sayfaları Dimension Pages Abmessungsseiten



Kalasanati.com

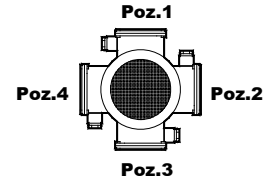
-Mil ucu çektirme deliği DIN 332 sayfa 2 / Tapped center hole to DIN 332, sheet 2 / Zentrierung mit Gewinde DIN 332, Blatt 2

KR002.08
KR003.08




Klemens Pozisyonları
Terminal Box Positions
Klemmenkasten Positionen

| | 63 | 71 | 80 | 90S | 90L |
|----|-------|-----|-----|-------|-------|
| k | 366.5 | 395 | 429 | 468 | 468 |
| k1 | 427.5 | 486 | 522 | 571.5 | 571.5 |
| n | 121 | 137 | 155 | 176 | 176 |
| n1 | 97 | 112 | 121 | 133 | 133 |



63-71-80-90
Tip / Type / Typ

* "k1" Ölçüsü frenli redüktörlere aittir.
Dimension "k1" is for motors with brake.
Maße "k1" ist für Bremsenmotoren.



Ölçü Sayfaları

Dimension Pages

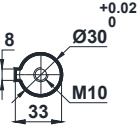
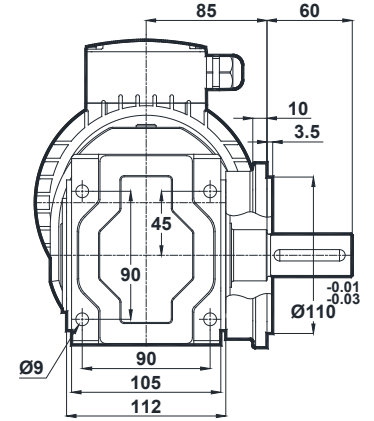
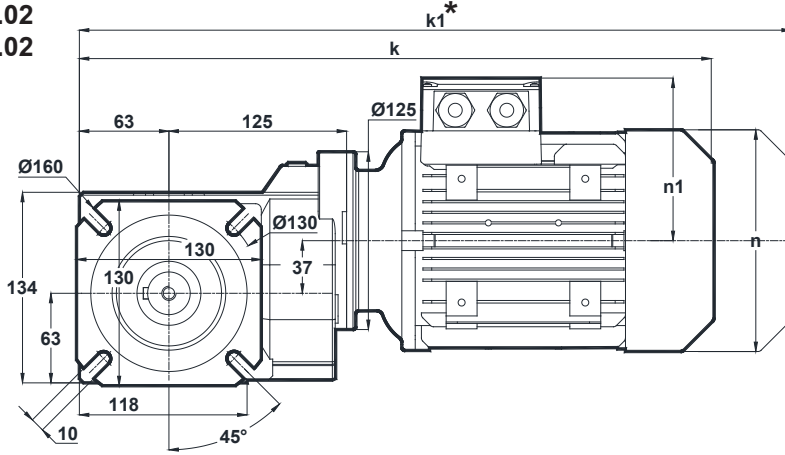
Abmessungsseiten



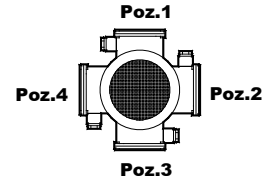
Kalasanati.com

-Mil ucu çektirme deliği DIN 332 sayfa 2 / Tapped center hole to DIN 332, sheet 2 / Zentrierung mit Gewinde DIN 332, Blatt 2

KR102.02
KR103.02



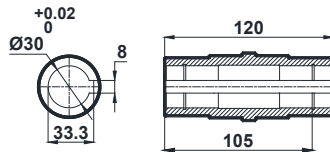
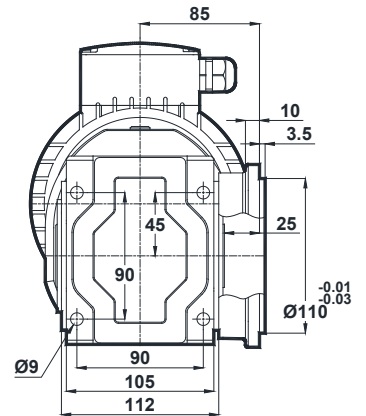
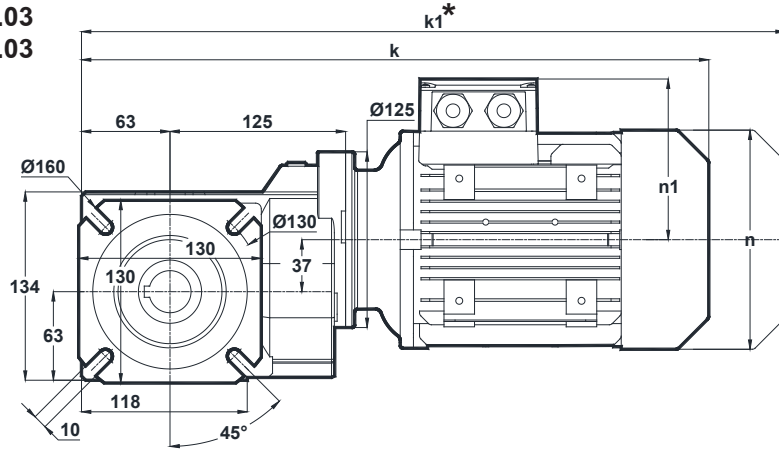
Klemens Pozisyonları
Terminal Box Positions
Klemmenkasten Positionen



63-71-80-90
Tip / Type / Typ


| | 63 | 71 | 80 | 90S | 90L |
|----|-------|-----|-----|-------|-------|
| k | 385.5 | 414 | 448 | 487 | 487 |
| k1 | 446.5 | 505 | 541 | 590.5 | 590.5 |
| n | 121 | 137 | 155 | 176 | 176 |
| n1 | 97 | 112 | 121 | 133 | 133 |

KR102.03
KR103.03



| | 63 | 71 | 80 | 90S | 90L |
|----|-------|-----|-----|-------|-------|
| k | 385.5 | 414 | 448 | 487 | 487 |
| k1 | 446.5 | 505 | 541 | 590.5 | 590.5 |
| n | 121 | 137 | 155 | 176 | 176 |
| n1 | 97 | 112 | 121 | 133 | 133 |

* "k1" Ölçüsü frenli redüktörlere aittir.
Dimension "k1" is for motors with brake.
Maße "k1" ist für Bremsenmotoren.



Ölçü Sayfaları

Dimension Pages

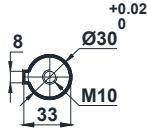
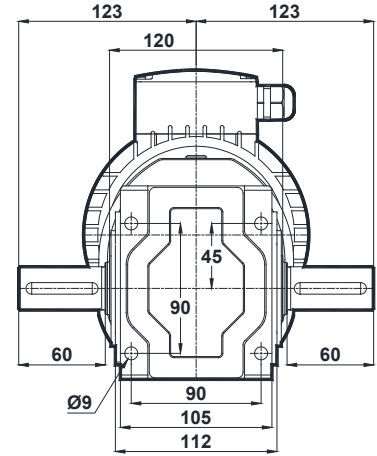
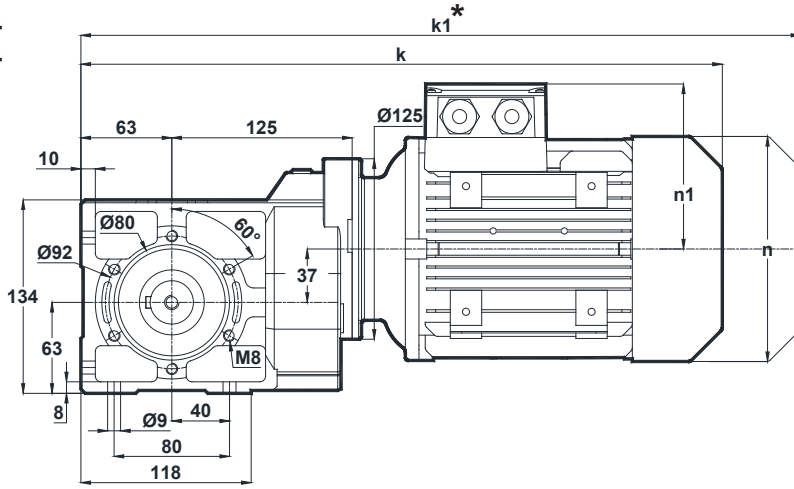
Abmessungsseiten



-Mil ucu çektirme deliği DIN 332 sayfa 2 / Tapped center hole to DIN 332, sheet 2 / Zentrierung mit Gewinde DIN 332, Blatt 2

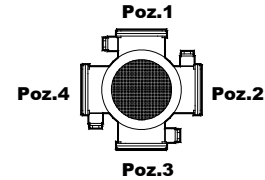
Kalasanati.com

KR102.04
KR103.04



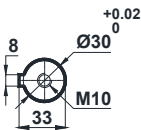
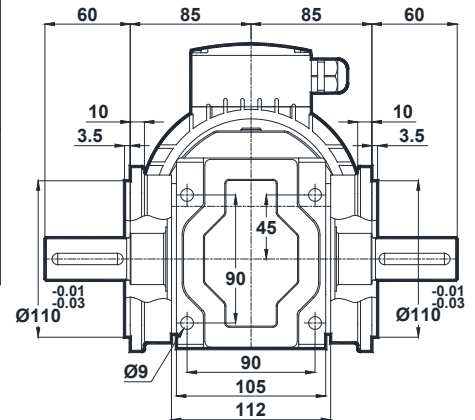
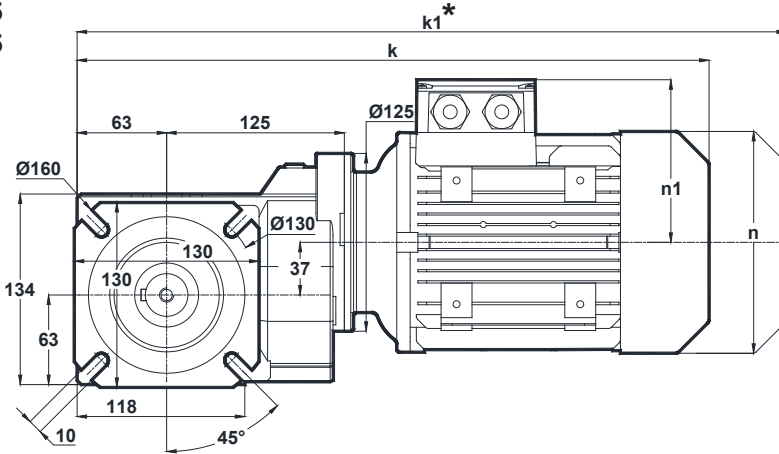
| | 63 | 71 | 80 | 90S | 90L |
|----|-------|-----|-----|-------|-------|
| k | 385.5 | 414 | 448 | 487 | 487 |
| k1 | 446.5 | 505 | 541 | 590.5 | 590.5 |
| n | 121 | 137 | 155 | 176 | 176 |
| n1 | 97 | 112 | 121 | 133 | 133 |

Klemens Pozisyonları
Terminal Box Positions
Klemmenkasten Positionen




63-71-80-90
Tip / Type / Typ

KR102.05
KR103.05



| | 63 | 71 | 80 | 90S | 90L |
|----|-------|-----|-----|-------|-------|
| k | 385.5 | 414 | 448 | 487 | 487 |
| k1 | 446.5 | 505 | 541 | 590.5 | 590.5 |
| n | 121 | 137 | 155 | 176 | 176 |
| n1 | 97 | 112 | 121 | 133 | 133 |

* " k1 " Ölçüsü frenli redüktörlere aittir.
Dimension " k1 " is for motors with brake.
Maße " k1 " ist für Bremsenmotoren.



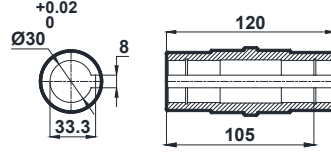
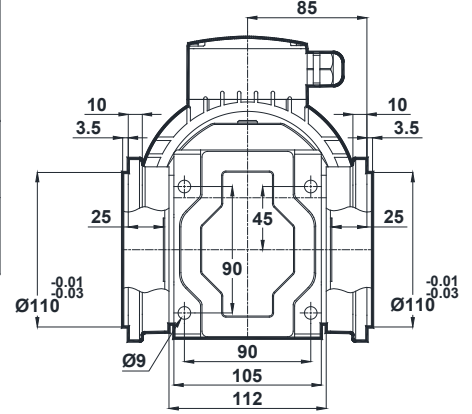
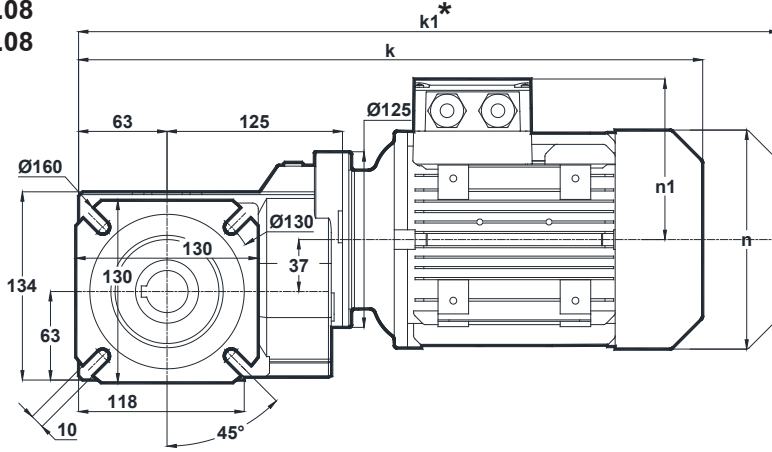
Ölçü Sayfaları Dimension Pages Abmessungenseiten



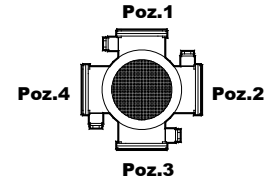
Kalasanati.com

-Mil ucu çektirme deliği DIN 332 sayfa 2 / Tapped center hole to DIN 332, sheet 2 / Zentrierung mit Gewinde DIN 332, Blatt 2

KR102.08
KR103.08




Klemens Pozisyonları
Terminal Box Positions
Klemmenkasten Positionen



63-71-80-90
Tip / Type / Typ

| | 63 | 71 | 80 | 90S | 90L |
|----|-------|-----|-----|-------|-------|
| k | 385.5 | 414 | 448 | 487 | 487 |
| k1 | 446.5 | 505 | 541 | 590.5 | 590.5 |
| n | 121 | 137 | 155 | 176 | 176 |
| n1 | 97 | 112 | 121 | 133 | 133 |

* "k1" Ölçüsü frenli redüktörlere aittir.
Dimension "k1" is for motors with brake.
Maße "k1" ist für Bremsenmotoren.



Ölçü Sayfaları

Dimension Pages

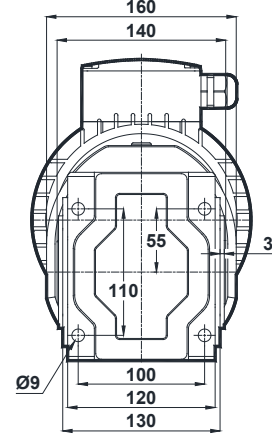
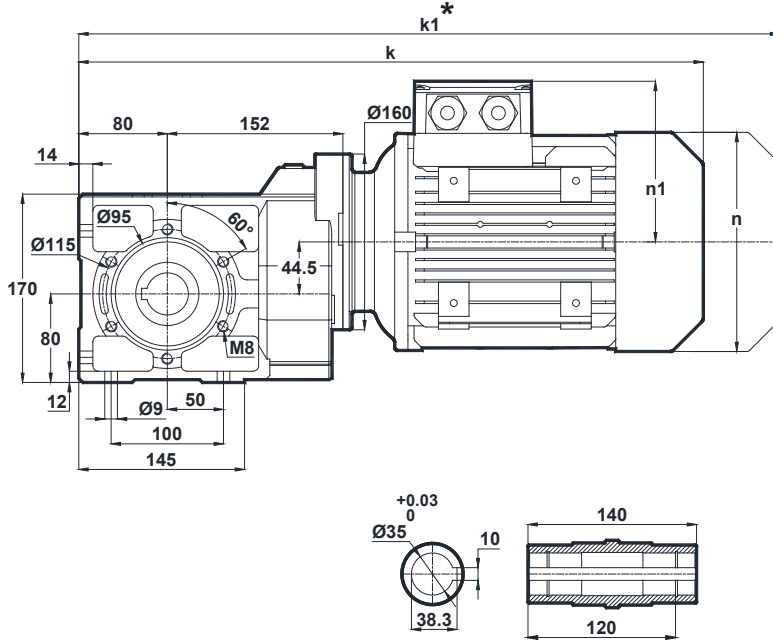
Abmessungsseiten



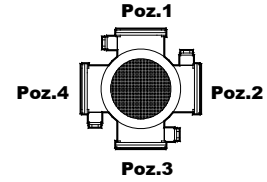
-Mil ucu çektirme deliği DIN 332 sayfa 2 / Tapped center hole to DIN 332, sheet 2 / Zentrierung mit Gewinde DIN 332, Blatt 2

Kalasanati.com

KR202.00
KR203.00



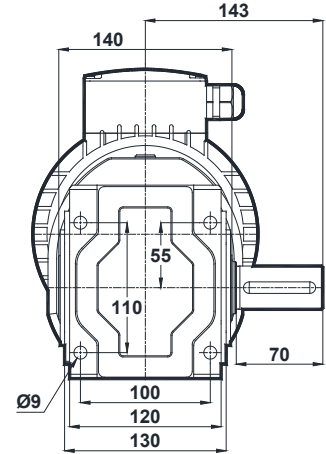
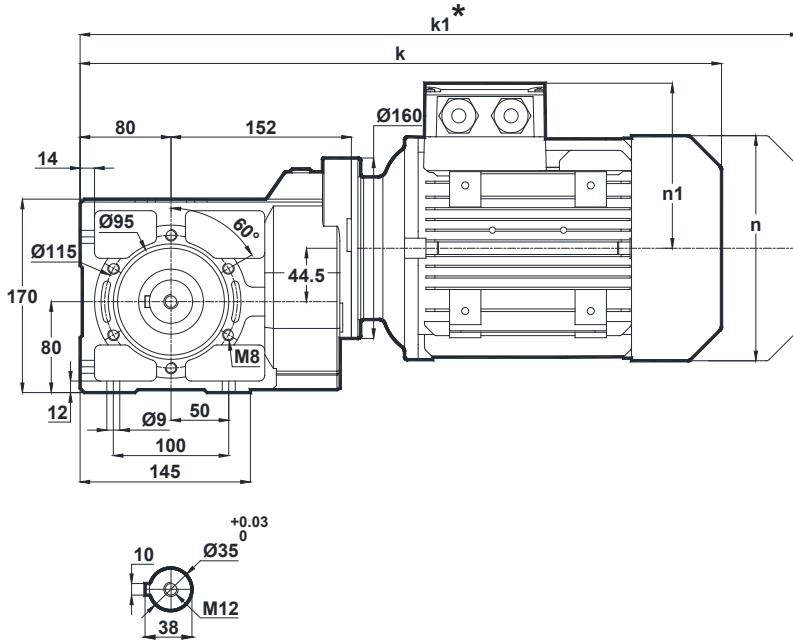
Klemens Pozisyonları
Terminal Box Positions
Klemmenkasten Positionen



63-71-80-90-100-112
Tip / Type / Typ


| | 63 | 71 | 80 | 90S | 90L | 100L | 112M |
|----|-----|-----|-----|-------|-------|-------|-------|
| k | 426 | 453 | 487 | 526 | 526 | 574 | 598 |
| k1 | 487 | 544 | 580 | 629.5 | 629.5 | 682.5 | 702.5 |
| n | 121 | 137 | 155 | 176 | 176 | 193 | 215 |
| n1 | 97 | 112 | 121 | 133 | 133 | 147 | 158 |

KR202.01
KR203.01



| | 63 | 71 | 80 | 90S | 90L | 100L | 112M |
|----|-----|-----|-----|-------|-------|-------|-------|
| k | 426 | 453 | 487 | 526 | 526 | 574 | 598 |
| k1 | 487 | 544 | 580 | 629.5 | 629.5 | 682.5 | 702.5 |
| n | 121 | 137 | 155 | 176 | 176 | 193 | 215 |
| n1 | 97 | 112 | 121 | 132 | 132 | 147 | 158 |

* "k1" Ölçüsü frenli redüktörlere aittir.
Dimension "k1" is for motors with brake.
Maße "k1" ist für Bremsenmotoren.



Ölçü Sayfaları

Dimension Pages

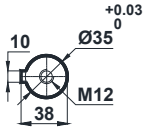
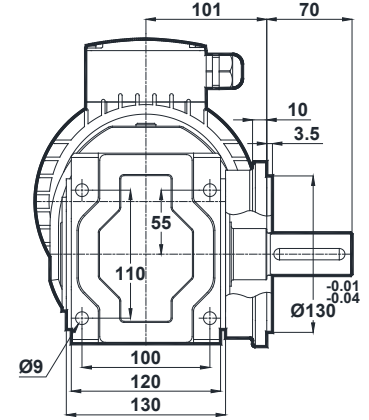
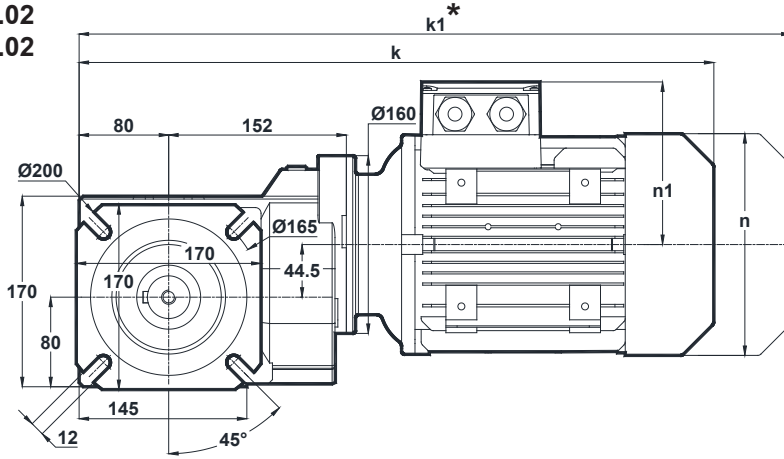
Abmessungsseiten



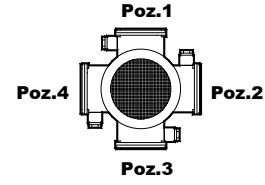
Kalasanati.com

-Mil ucu çektirme deliği DIN 332 sayfa 2 / Tapped center hole to DIN 332, sheet 2 / Zentrierung mit Gewinde DIN 332, Blatt 2

KR202.02
KR203.02



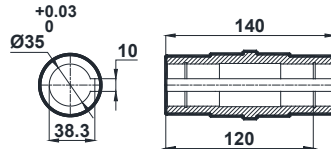
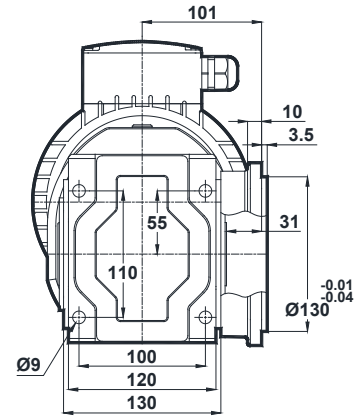
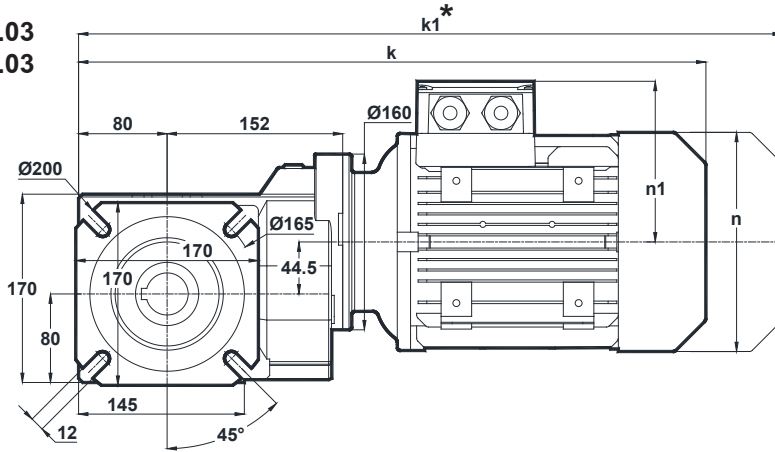
Klemens Pozisyonları
Terminal Box Positions
Klemmenkasten Positionen



63-71-80-90-100-112
Tip / Type / Typ


| | 63 | 71 | 80 | 90S | 90L | 100L | 112M |
|----|-----|-----|-----|-------|-------|-------|-------|
| k | 426 | 453 | 487 | 526 | 526 | 574 | 598 |
| k1 | 487 | 544 | 580 | 629.5 | 629.5 | 682.5 | 702.5 |
| n | 121 | 137 | 155 | 176 | 176 | 193 | 215 |
| n1 | 97 | 112 | 121 | 133 | 133 | 147 | 158 |

KR202.03
KR203.03



| | 63 | 71 | 80 | 90S | 90L | 100L | 112M |
|----|-----|-----|-----|-------|-------|-------|-------|
| k | 426 | 453 | 487 | 526 | 526 | 574 | 598 |
| k1 | 487 | 544 | 580 | 629.5 | 629.5 | 682.5 | 702.5 |
| n | 121 | 137 | 155 | 176 | 176 | 193 | 215 |
| n1 | 97 | 112 | 121 | 132 | 132 | 147 | 158 |

* "k1" Ölçüsü frenli redüktörlere aittir.
Dimension "k1" is for motors with brake.
Maße "k1" ist für Bremsenmotoren.



Ölçü Sayfaları

Dimension Pages

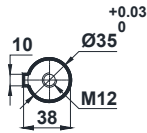
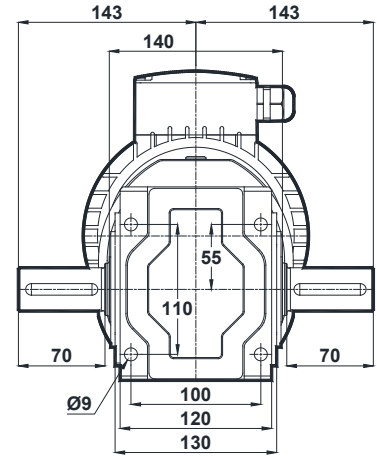
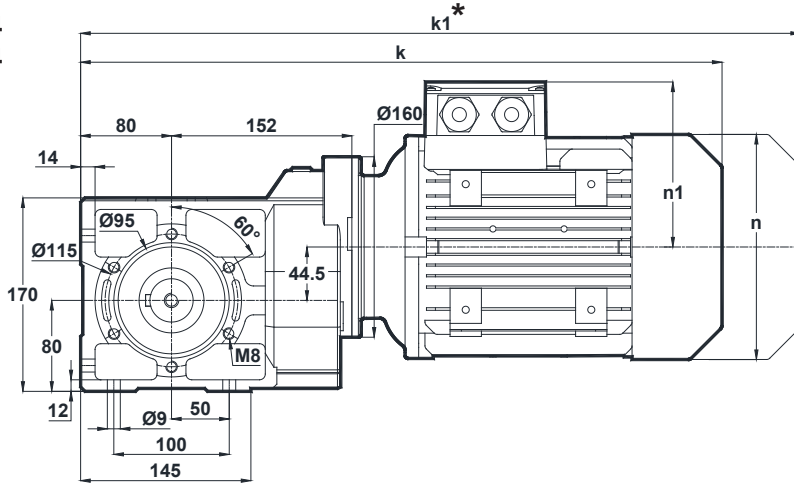
Abmessungsseiten



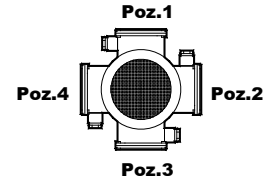
-Mil ucu çektirme deliği DIN 332 sayfa 2 / Tapped center hole to DIN 332, sheet 2 / Zentrierung mit Gewinde DIN 332, Blatt 2

Kalasanati.com

KR202.04
KR203.04



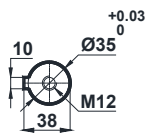
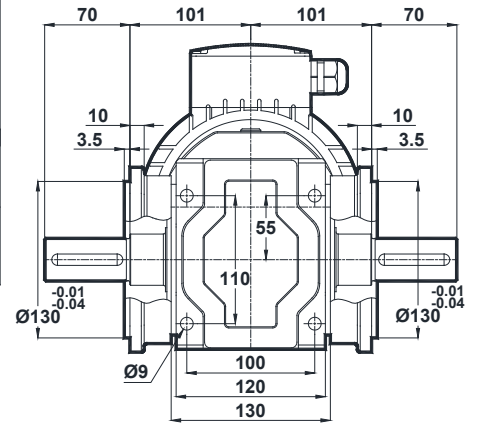
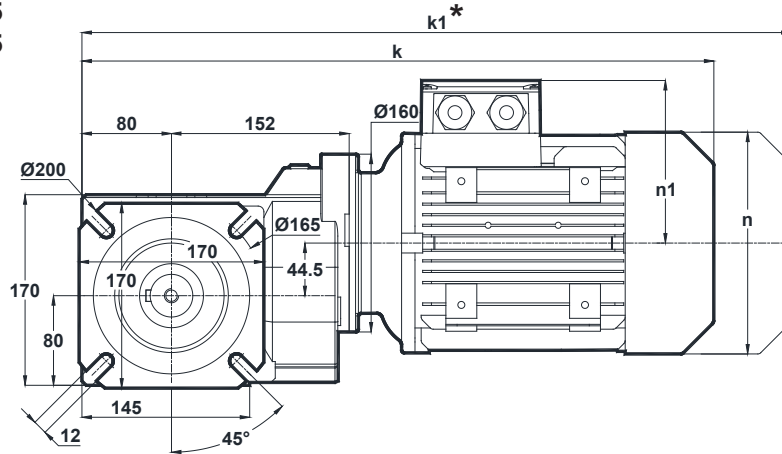
Klemens Pozisyonları
Terminal Box Positions
Klemmenkasten Positionen



63-71-80-90-100-112
Tip / Type / Typ


| | 63 | 71 | 80 | 90S | 90L | 100L | 112M |
|----|-----|-----|-----|-------|-------|-------|-------|
| k | 426 | 453 | 487 | 526 | 526 | 574 | 598 |
| k1 | 487 | 544 | 580 | 629.5 | 629.5 | 682.5 | 702.5 |
| n | 121 | 137 | 155 | 176 | 176 | 193 | 215 |
| n1 | 97 | 112 | 121 | 133 | 133 | 147 | 158 |

KR202.05
KR203.05



| | 63 | 71 | 80 | 90S | 90L | 100L | 112M |
|----|-----|-----|-----|-------|-------|-------|-------|
| k | 426 | 453 | 487 | 526 | 526 | 574 | 598 |
| k1 | 487 | 544 | 580 | 629.5 | 629.5 | 682.5 | 702.5 |
| n | 121 | 137 | 155 | 176 | 176 | 193 | 215 |
| n1 | 97 | 112 | 121 | 133 | 133 | 147 | 158 |

* " k1 " Ölçüsü frenli redüktörlere aittir.
Dimension " k1 " is for motors with brake.
Maße " k1 " ist für Bremsenmotoren.



Ölçü Sayfaları

Dimension Pages

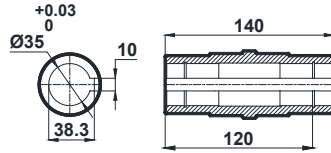
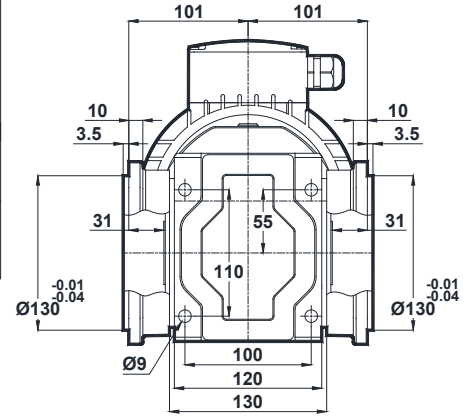
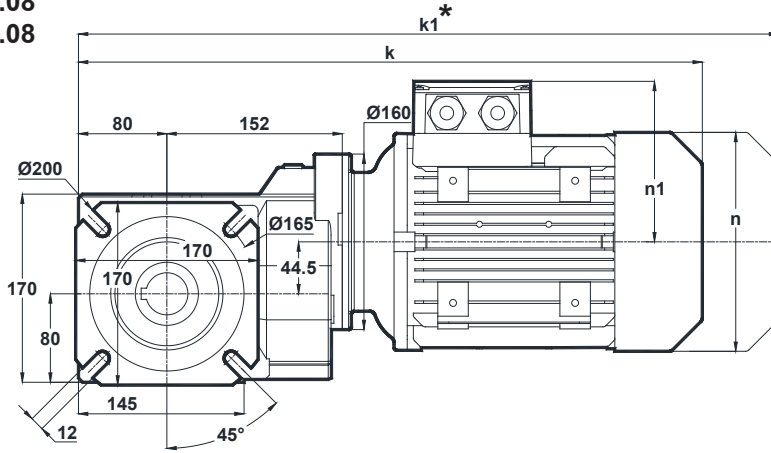
Abmessungsseiten



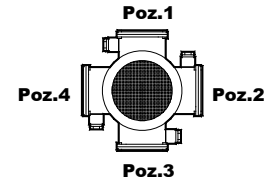
Kalasanati.com

-Mil ucu çektirme deliği DIN 332 sayfa 2 / Tapped center hole to DIN 332, sheet 2 / Zentrierung mit Gewinde DIN 332, Blatt 2

KR202.08
KR203.08




Klemens Pozisyonları
Terminal Box Positions
Klemmenkasten Positionen



63-71-80-90-100-112
Tip / Type / Typ

| | 63 | 71 | 80 | 90S | 90L | 100L | 112M |
|----|-----|-----|-----|-------|-------|-------|-------|
| k | 426 | 453 | 487 | 526 | 526 | 574 | 598 |
| k1 | 487 | 544 | 580 | 629.5 | 629.5 | 682.5 | 702.5 |
| n | 121 | 137 | 155 | 176 | 176 | 193 | 215 |
| n1 | 97 | 112 | 121 | 133 | 133 | 147 | 158 |

* "k1" Ölçüsü frenli redüktörlere aittir.
Dimension "k1" is for motors with brake.
Maße "k1" ist für Bremsenmotoren.



Ölçü Sayfaları

Dimension Pages

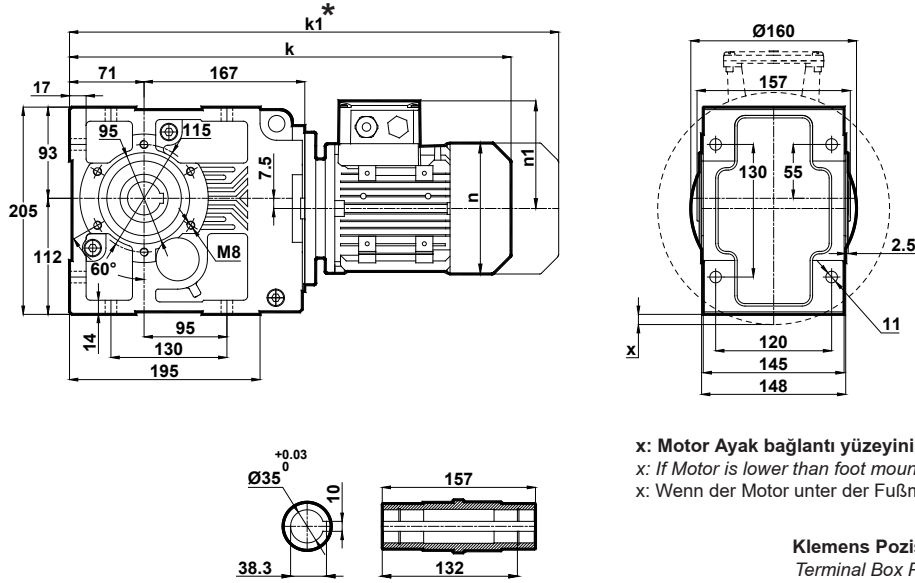
Abmessungsseiten



-Mil ucu çektirme deliği DIN 332 sayfa 2 / Tapped center hole to DIN 332, sheet 2 / Zentrierung mit Gewinde DIN 332, Blatt 2

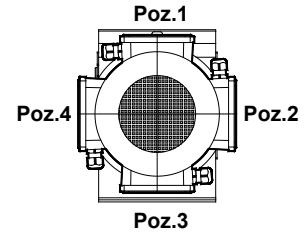
Kalasanati.com

KR273.00



x: Motor Ayak bağlantı yüzeyinin altında ise
x: If Motor is lower than foot mounting plane
x: Wenn der Motor unter der Fußmontageebene ist

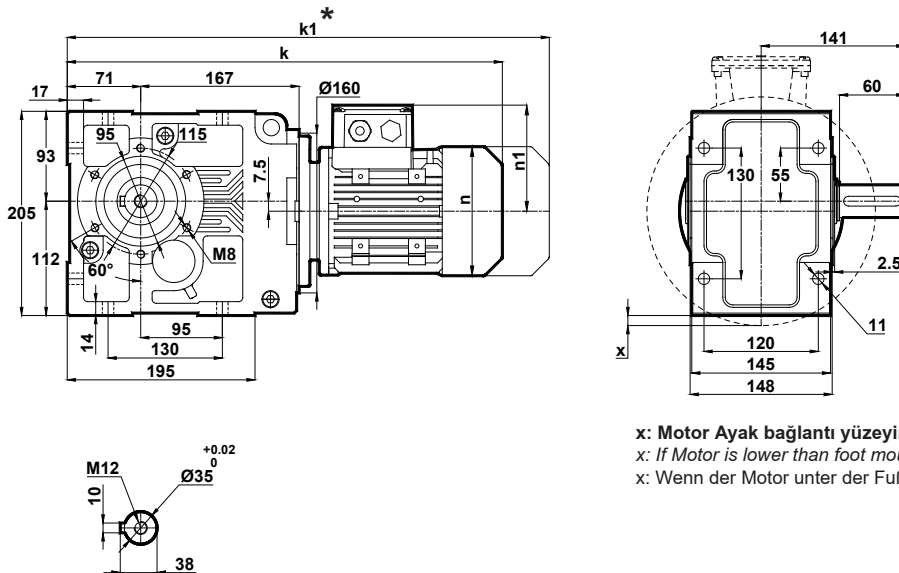
Klemens Pozisyonları
Terminal Box Positions
Klemmenkasten Positionen



63-71- 80-90-100-112
Tip / Type / Typ

| | 63 | 71 | 80 | 90S | 90L | 100L | 112M |
|----|-----|-----|-----|-------|-------|-------|-------|
| k | 432 | 459 | 493 | 532 | 532 | 580 | 604 |
| k1 | 493 | 550 | 586 | 635.5 | 635.5 | 688.5 | 708.5 |
| n | 121 | 137 | 155 | 176 | 176 | 193 | 215 |
| n1 | 97 | 112 | 121 | 133 | 133 | 147 | 158 |
| x | - | - | - | - | - | - | 3 |


KR273.01



x: Motor Ayak bağlantı yüzeyinin altında ise
x: If Motor is lower than foot mounting plane
x: Wenn der Motor unter der Fußmontageebene ist

| | 63 | 71 | 80 | 90S | 90L | 100L | 112M |
|----|-----|-----|-----|-------|-------|-------|-------|
| k | 432 | 459 | 493 | 532 | 532 | 580 | 604 |
| k1 | 493 | 550 | 586 | 635.5 | 635.5 | 688.5 | 708.5 |
| n | 121 | 137 | 155 | 176 | 176 | 193 | 215 |
| n1 | 97 | 112 | 121 | 133 | 133 | 147 | 158 |
| x | - | - | - | - | - | - | 3 |

* " k1 " Ölçüsü frenli redüktörlere aittir.
Dimension " k1 " is for motors with brake.
Maße " k1 " ist für Bremsenmotoren.



Ölçü Sayfaları

Dimension Pages

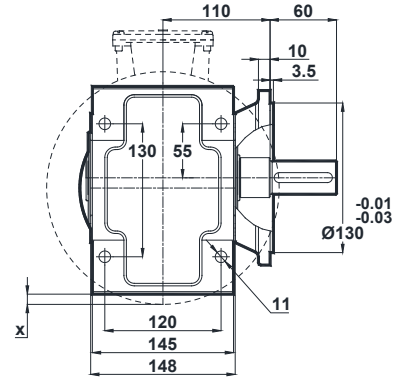
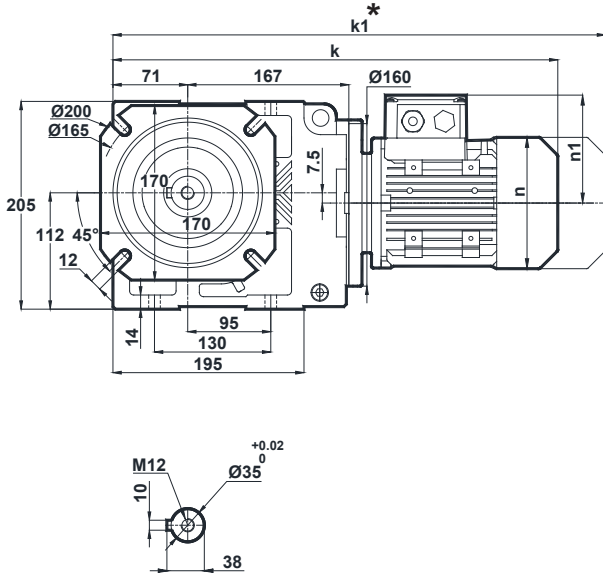
Abmessungsseiten



Kalasanati.com

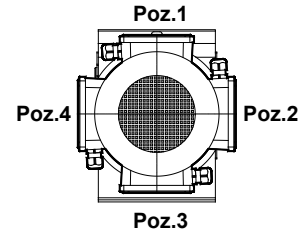
-Mil ucu çektirme deliği DIN 332 sayfa 2 / Tapped center hole to DIN 332, sheet 2 / Zentrierung mit Gewinde DIN 332, Blatt 2

KR273.02



x: Motor Ayak bağlantı yüzeyinin altında ise
x: If Motor is lower than foot mounting plane
x: Wenn der Motor unter der Fußmontageebene ist

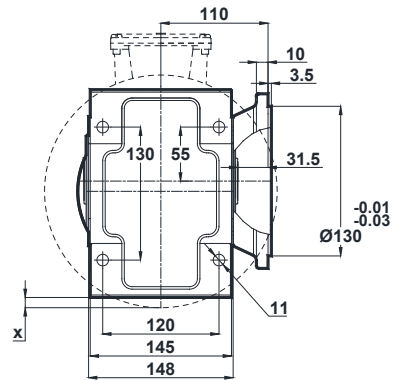
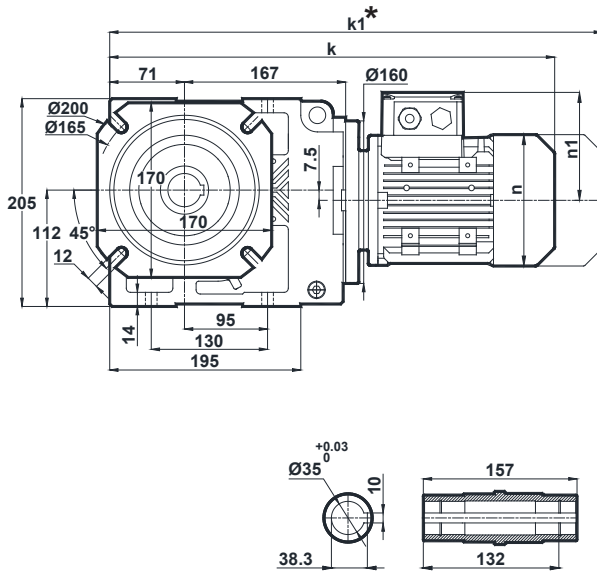
Klemens Pozisyonları
Terminal Box Positions
Klemmenkasten Positionen



63-71-80-90-100-112
Tip / Type / Typ

| | 63 | 71 | 80 | 90S | 90L | 100L | 112M |
|----|-----|-----|-----|-------|-------|-------|-------|
| k | 432 | 459 | 493 | 532 | 532 | 580 | 604 |
| k1 | 493 | 550 | 586 | 635.5 | 635.5 | 688.5 | 708.5 |
| n | 121 | 137 | 155 | 176 | 176 | 193 | 215 |
| n1 | 97 | 112 | 121 | 133 | 133 | 147 | 158 |
| x | - | - | - | - | - | - | 3 |


KR273.03



x: Motor Ayak bağlantı yüzeyinin altında ise
x: If Motor is lower than foot mounting plane
x: Wenn der Motor unter der Fußmontageebene ist

| | 63 | 71 | 80 | 90S | 90L | 100L | 112M |
|----|-----|-----|-----|-------|-------|-------|-------|
| k | 432 | 459 | 493 | 532 | 532 | 580 | 604 |
| k1 | 493 | 550 | 586 | 635.5 | 635.5 | 688.5 | 708.5 |
| n | 121 | 137 | 155 | 176 | 176 | 193 | 215 |
| n1 | 97 | 112 | 121 | 133 | 133 | 147 | 158 |
| x | - | - | - | - | - | - | 3 |

* "k1" Ölçüsü frenli redüktörlere aittir.
Dimension "k1" is for motors with brake.
Maße "k1" ist für Bremsenmotoren.



Ölçü Sayfaları

Dimension Pages

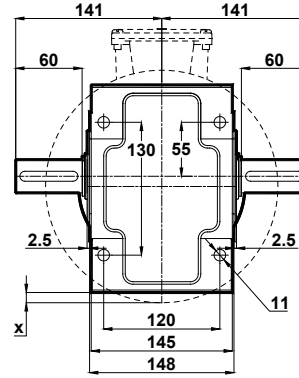
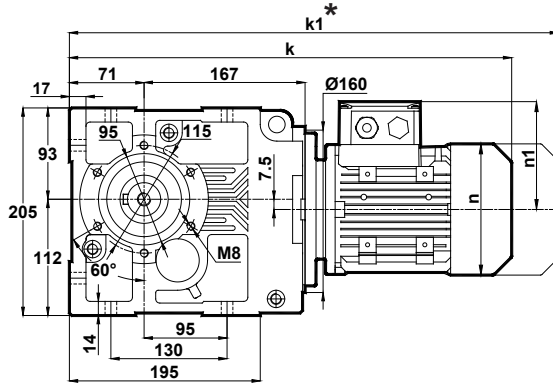
Abmessungsseiten



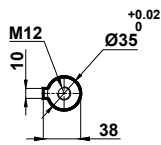
Kalasanati.com

-Mil ucu çektirme deliği DIN 332 sayfa 2 / Tapped center hole to DIN 332, sheet 2 / Zentrierung mit Gewinde DIN 332, Blatt 2

KR273.04

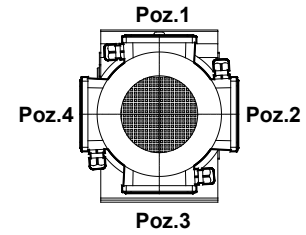


x: Motor Ayak bağlantı yüzeyinin altında ise
x: If Motor is lower than foot mounting plane
x: Wenn der Motor unter der Fußmontageebene ist



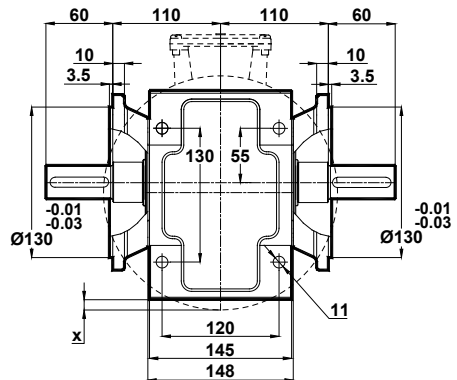
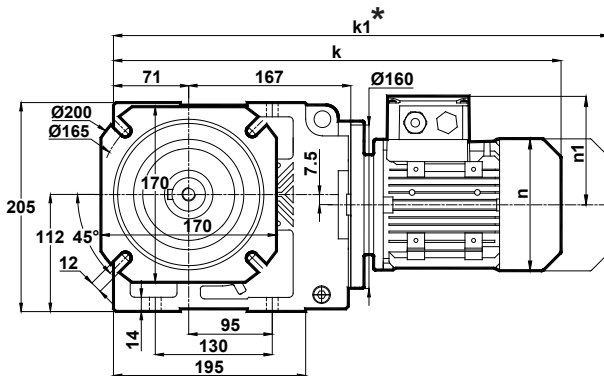
| | 63 | 71 | 80 | 90S | 90L | 100L | 112M |
|----|-----|-----|-----|-------|-------|-------|-------|
| k | 432 | 459 | 493 | 532 | 532 | 580 | 604 |
| k1 | 493 | 550 | 586 | 635.5 | 635.5 | 688.5 | 708.5 |
| n | 121 | 137 | 155 | 176 | 176 | 193 | 215 |
| n1 | 97 | 112 | 121 | 133 | 133 | 147 | 158 |
| x | - | - | - | - | - | - | 3 |

Klemens Pozisyonları
Terminal Box Positions
Klemmenkasten Positionen

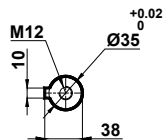


63-71- 80-90-100-112
Tip / Type / Typ

KR273.05




x: Motor Ayak bağlantı yüzeyinin altında ise
x: If Motor is lower than foot mounting plane
x: Wenn der Motor unter der Fußmontageebene ist



| | 63 | 71 | 80 | 90S | 90L | 100L | 112M |
|----|-----|-----|-----|-------|-------|-------|-------|
| k | 432 | 459 | 493 | 532 | 532 | 580 | 604 |
| k1 | 493 | 550 | 586 | 635.5 | 635.5 | 688.5 | 708.5 |
| n | 121 | 137 | 155 | 176 | 176 | 193 | 215 |
| n1 | 97 | 112 | 121 | 133 | 133 | 147 | 158 |
| x | - | - | - | - | - | - | 3 |

* " k1 " Ölçüsü frenli redüktörlere aittir.
Dimension " k1 " is for motors with brake.
Maße " k1 " ist für Bremsenmotoren.



Ölçü Sayfaları

Dimension Pages

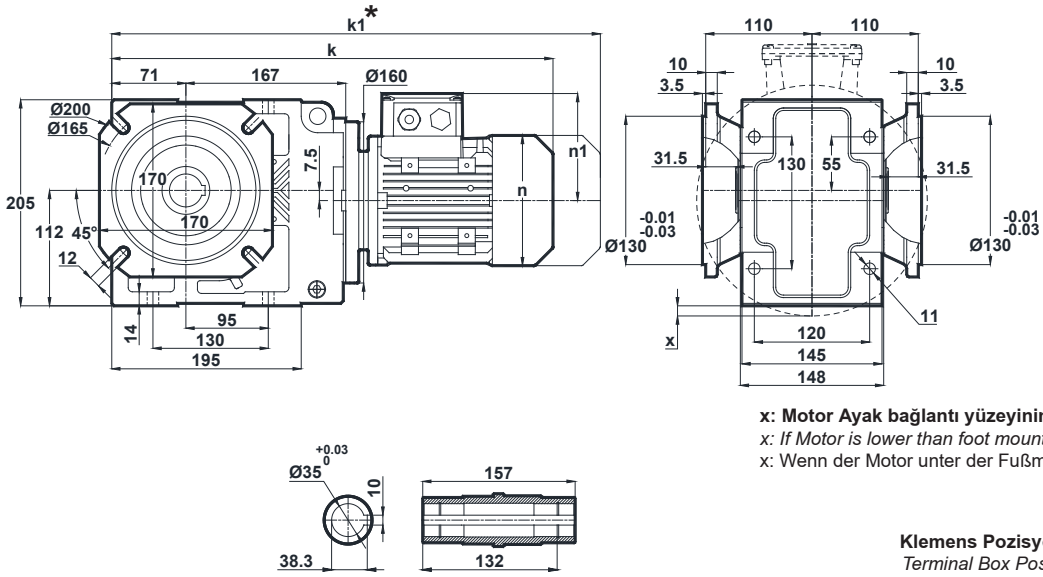
Abmessungsseiten



Kalasanati.com

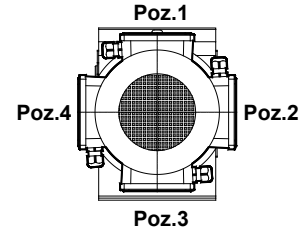
-Mil ucu çektirme deliği DIN 332 sayfa 2 / Tapped center hole to DIN 332, sheet 2 / Zentrierung mit Gewinde DIN 332, Blatt 2

KR273.08



x: Motor Ayak bağlantı yüzeyinin altında ise
x: If Motor is lower than foot mounting plane
x: Wenn der Motor unter der Fußmontageebene ist


Klemens Pozisyonları
Terminal Box Positions
Klemmenkasten Positionen



63-71- 80-90-100-112
Tip / Type / Typ

| | 63 | 71 | 80 | 90S | 90L | 100L | 112M |
|----|-----|-----|-----|-------|-------|-------|-------|
| k | 432 | 459 | 493 | 532 | 532 | 580 | 604 |
| k1 | 493 | 550 | 586 | 635.5 | 635.5 | 688.5 | 708.5 |
| n | 121 | 137 | 155 | 176 | 176 | 193 | 215 |
| n1 | 97 | 112 | 121 | 133 | 133 | 147 | 158 |
| x | - | - | - | - | - | - | 3 |

* " k1 " Ölçüsü frenli redüktörlere aittir.
Dimension " k1 " is for motors with brake.
Maße " k1 " ist für Bremsenmotoren.



Ölçü Sayfaları

Dimension Pages

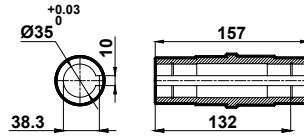
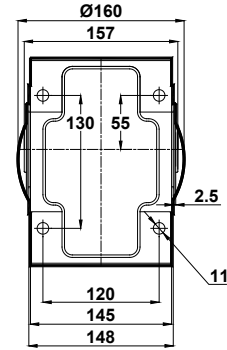
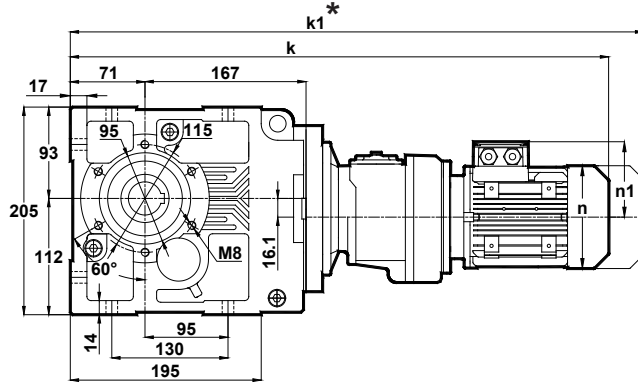
Abmessungsseiten



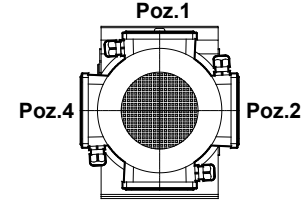
Kalasanati.com

-Mil ucu çekirme deliği DIN 332 sayfa 2 / Tapped center hole to DIN 332, sheet 2 / Zentrierung mit Gewinde DIN 332, Blatt 2

KR275.00
KR276.00



Klemens Pozisyonları
Terminal Box Positions
Klemmenkasten Positionen



Poz.1

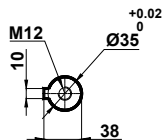
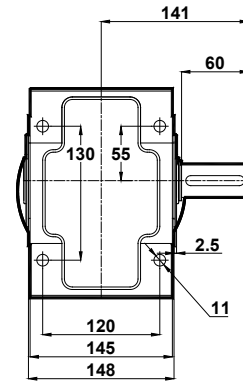
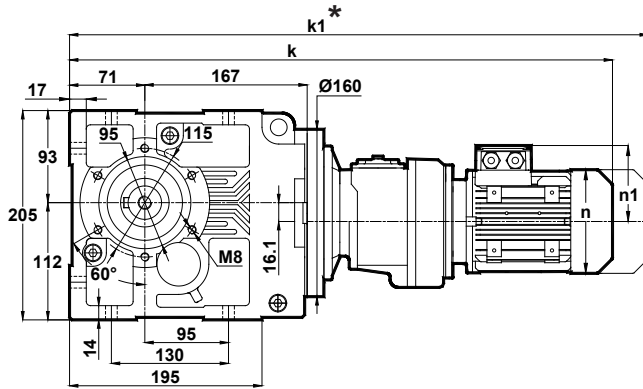
Poz.3

63-71-80

Tip / Type / Typ


| | 63 | 71 | 80 |
|----|-------|-----|-----|
| k | 581.5 | 610 | 644 |
| k1 | 642.5 | 701 | 737 |
| n | 121 | 137 | 155 |
| n1 | 97 | 112 | 121 |

KR275.01
KR276.01



| | 63 | 71 | 80 |
|----|-------|-----|-----|
| k | 581.5 | 610 | 644 |
| k1 | 642.5 | 701 | 737 |
| n | 121 | 137 | 155 |
| n1 | 97 | 112 | 121 |

* " k1 " Ölçüsü frenli redüktörlere aittir.
Dimension " k1 " is for motors with brake.
Maße " k1 " ist für Bremsenmotoren.



Ölçü Sayfaları

Dimension Pages

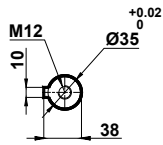
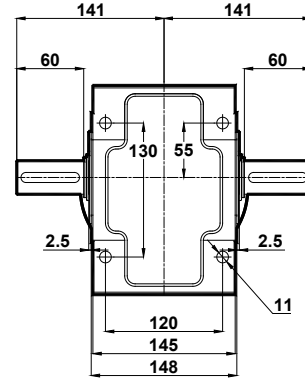
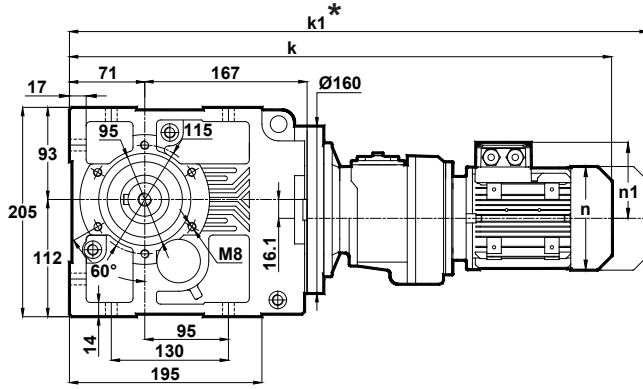
Abmessungsseiten



Kalasanati.com

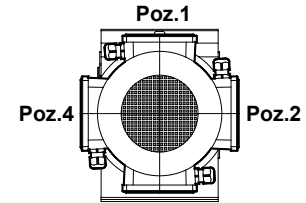
-Mil ucu çektirme deliği DIN 332 sayfa 2 / Tapped center hole to DIN 332, sheet 2 / Zentrierung mit Gewinde DIN 332, Blatt 2

KR275.04
KR276.04



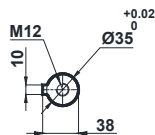
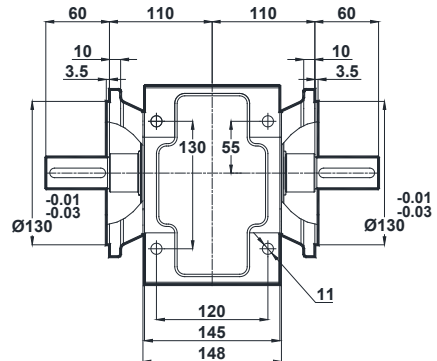
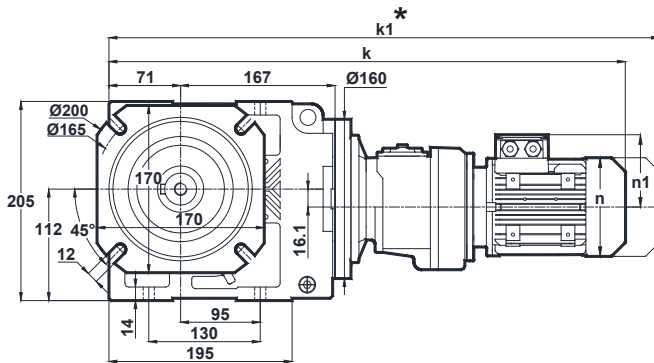
| | 63 | 71 | 80 |
|----|-------|-----|-----|
| k | 581.5 | 610 | 644 |
| k1 | 642.5 | 701 | 737 |
| n | 121 | 137 | 155 |
| n1 | 97 | 112 | 121 |

Klemens Pozisyonları
Terminal Box Positions
Klemmenkasten Positionen




Poz.3
63-71-80
Tip / Type / Typ

KR275.05
KR276.05



| | 63 | 71 | 80 |
|----|-------|-----|-----|
| k | 581.5 | 610 | 644 |
| k1 | 642.5 | 701 | 737 |
| n | 121 | 137 | 155 |
| n1 | 97 | 112 | 121 |

* " k1 " Ölçüsü frenli redüktörlere aittir.
Dimension " k1 " is for motors with brake.
Maße " k1 " ist für Bremsenmotoren.



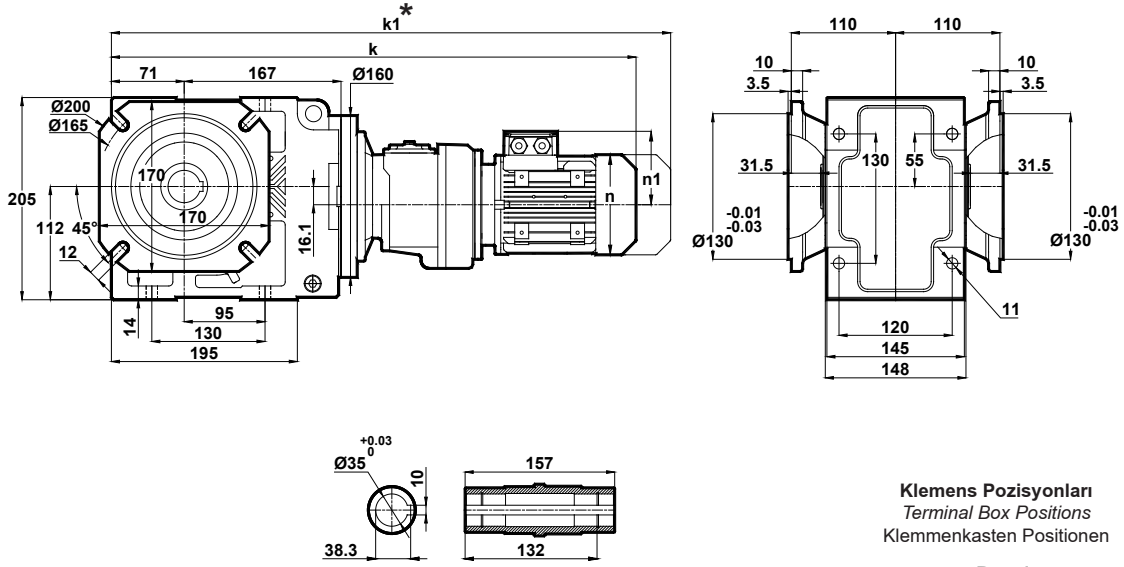
Ölçü Sayfaları Dimension Pages Abmessungenseiten



Kalasanati.com

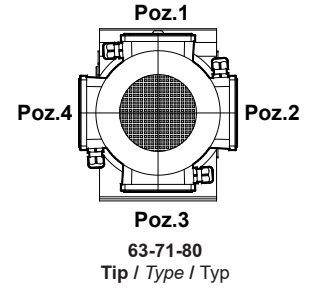
-Mil ucu çektirme deliği DIN 332 sayfa 2 / Tapped center hole to DIN 332, sheet 2 / Zentrierung mit Gewinde DIN 332, Blatt 2

KR275.08
KR276.08




Klemens Pozisyonları
Terminal Box Positions
Klemmenkasten Positionen

| | 63 | 71 | 80 |
|----|-------|-----|-----|
| k | 581.5 | 610 | 644 |
| k1 | 642.5 | 701 | 737 |
| n | 121 | 137 | 155 |
| n1 | 97 | 112 | 121 |



* " k1 " Ölçüsü frenli redüktörlere aittir.
Dimension " k1 " is for motors with brake.
Maße " k1 " ist für Bremsenmotoren.



Ölçü Sayfaları

Dimension Pages

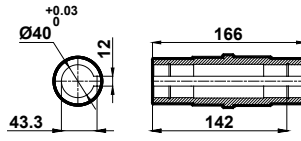
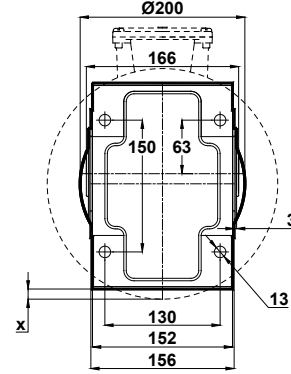
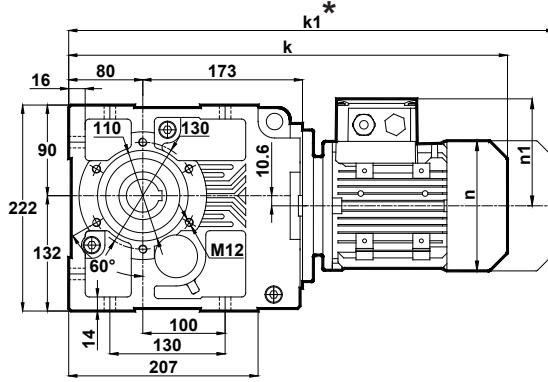
Abmessungsseiten



Kalasanati.com

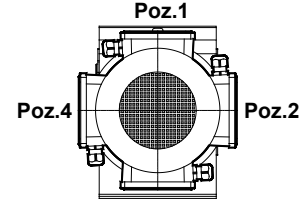
-Mil ucu çektirme deliği DIN 332 sayfa 2 / Tapped center hole to DIN 332, sheet 2 / Zentrierung mit Gewinde DIN 332, Blatt 2

KR283.00



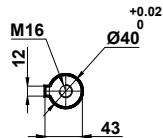
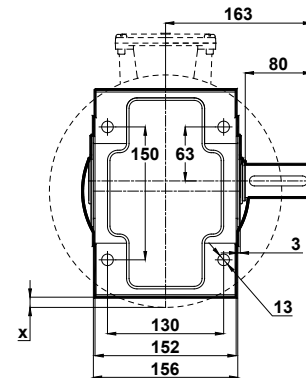
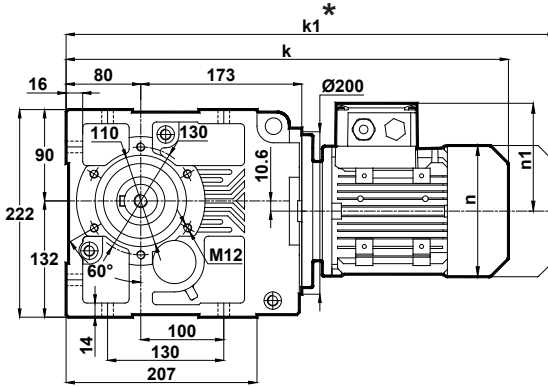
Klemens Pozisyonları
Terminal Box Positions
Klemmenkasten Positionen

| | 71 | 80 | 90S | 90L | 100L | 112M | 132S | 132M |
|----|-----|-----|-------|-------|-------|-------|-------|-------|
| k | 465 | 499 | 538 | 538 | 586 | 610 | 696.5 | 696.5 |
| k1 | 556 | 592 | 641.5 | 641.5 | 694.5 | 714.5 | 826.5 | 826.5 |
| n | 137 | 155 | 176 | 176 | 193 | 215 | 257 | 257 |
| n1 | 112 | 121 | 133 | 133 | 147 | 158 | 179 | 179 |
| x | - | - | - | - | - | - | 7.1 | 7.1 |




Poz.3
71-80-90-100-112-132
Tip / Type / Typ

KR283.01



| | 71 | 80 | 90S | 90L | 100L | 112M | 132S | 132M |
|----|-----|-----|-------|-------|-------|-------|-------|-------|
| k | 465 | 499 | 538 | 538 | 586 | 610 | 696.5 | 696.5 |
| k1 | 556 | 592 | 641.5 | 641.5 | 694.5 | 714.5 | 826.5 | 826.5 |
| n | 137 | 155 | 176 | 176 | 193 | 215 | 257 | 257 |
| n1 | 112 | 121 | 133 | 133 | 147 | 158 | 179 | 179 |
| x | - | - | - | - | - | - | 7.1 | 7.1 |

* "k1" Ölçüsü frenli redüktörlere aittir.
Dimension "k1" is for motors with brake.
Maße "k1" ist für Bremsenmotoren.



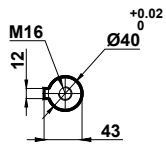
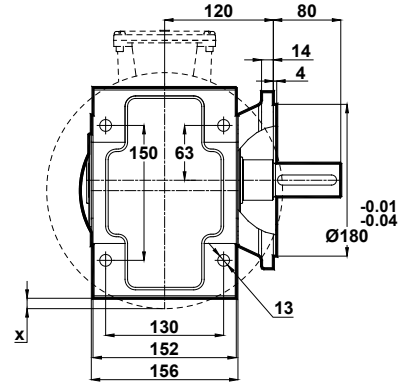
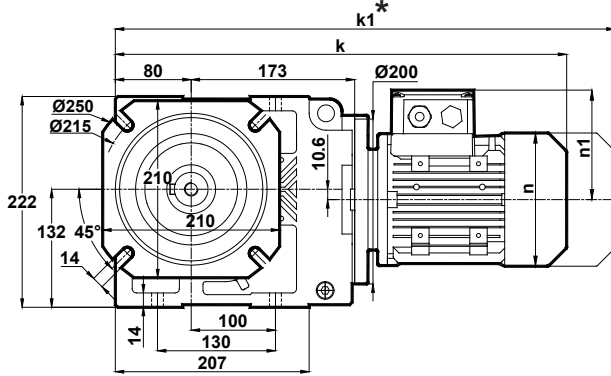
Ölçü Sayfaları Dimension Pages Abmessungenseiten



Kalasanati.com

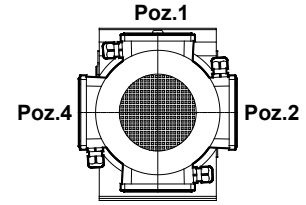
-Mil ucu çektirme deliği DIN 332 sayfa 2 / Tapped center hole to DIN 332, sheet 2 / Zentrierung mit Gewinde DIN 332, Blatt 2

KR283.02



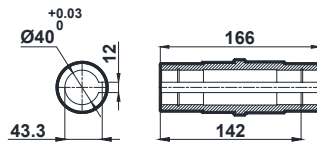
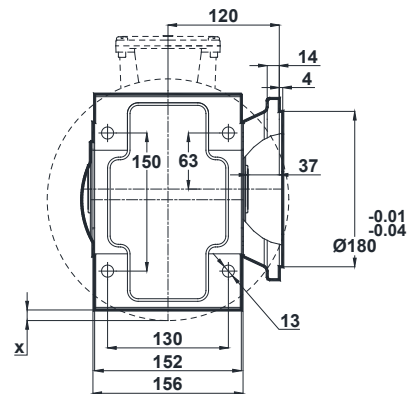
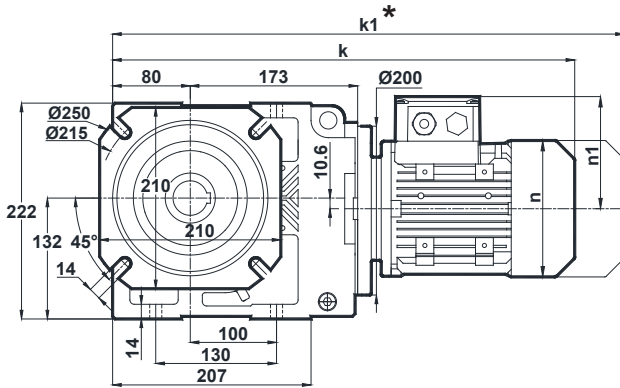
Klemens Pozisyonları
Terminal Box Positions
Klemmenkasten Positionen

| | 71 | 80 | 90S | 90L | 100L | 112M | 132S | 132M |
|----|-----|-----|-------|-------|-------|-------|-------|-------|
| k | 465 | 499 | 538 | 538 | 586 | 610 | 696.5 | 696.5 |
| k1 | 556 | 592 | 641.5 | 641.5 | 694.5 | 714.5 | 826.5 | 826.5 |
| n | 137 | 155 | 176 | 176 | 193 | 215 | 257 | 257 |
| n1 | 112 | 121 | 133 | 133 | 147 | 158 | 179 | 179 |
| x | - | - | - | - | - | - | 7.1 | 7.1 |




Poz.1
Poz.2
Poz.3
Poz.4
71-80-90-100-112-132
Tip / Type / Typ

KR283.03



| | 71 | 80 | 90S | 90L | 100L | 112M | 132S | 132M |
|----|-----|-----|-------|-------|-------|-------|-------|-------|
| k | 465 | 499 | 538 | 538 | 586 | 610 | 696.5 | 696.5 |
| k1 | 556 | 592 | 641.5 | 641.5 | 694.5 | 714.5 | 826.5 | 826.5 |
| n | 137 | 155 | 176 | 176 | 193 | 215 | 257 | 257 |
| n1 | 112 | 121 | 133 | 133 | 147 | 158 | 179 | 179 |
| x | - | - | - | - | - | - | 7.1 | 7.1 |

* "k1" Ölçüsü frenli redüktörlere aittir.
Dimension "k1" is for motors with brake.
Maße "k1" ist für Bremsenmotoren.



Ölçü Sayfaları

Dimension Pages

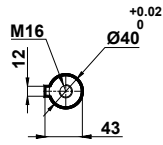
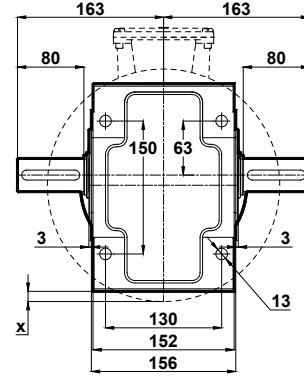
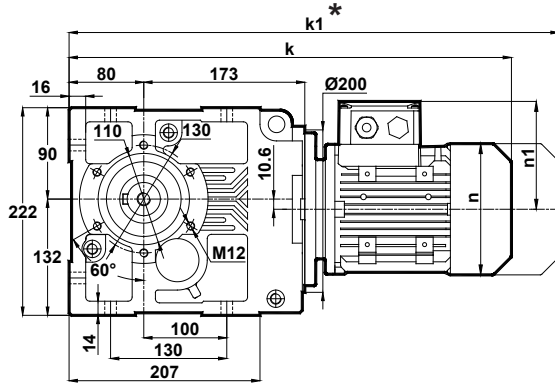
Abmessungsseiten



Kalasanati.com

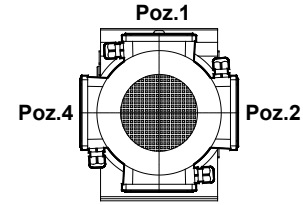
-Mil ucu çektirme deliği DIN 332 sayfa 2 / Tapped center hole to DIN 332, sheet 2 / Zentrierung mit Gewinde DIN 332, Blatt 2

KR283.04



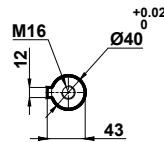
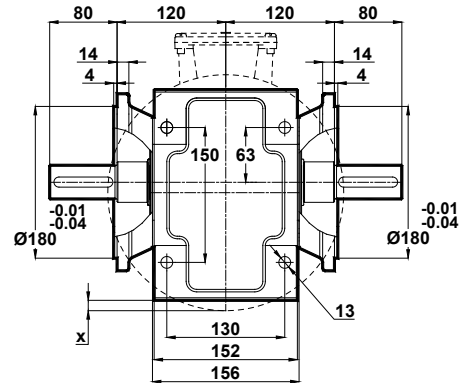
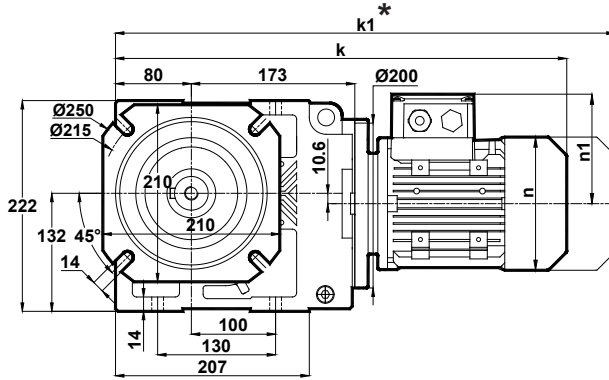
Klemens Pozisyonları
Terminal Box Positions
Klemmenkasten Positionen

| | 71 | 80 | 90S | 90L | 100L | 112M | 132S | 132M |
|----|-----|-----|-------|-------|-------|-------|-------|-------|
| k | 465 | 499 | 538 | 538 | 586 | 610 | 696.5 | 696.5 |
| k1 | 556 | 592 | 641.5 | 641.5 | 694.5 | 714.5 | 826.5 | 826.5 |
| n | 137 | 155 | 176 | 176 | 193 | 215 | 257 | 257 |
| n1 | 112 | 121 | 133 | 133 | 147 | 158 | 179 | 179 |
| x | - | - | - | - | - | - | 7.1 | 7.1 |




Poz.3
71-80-90-100-112-132
Tip / Type / Typ

KR283.05



| | 71 | 80 | 90S | 90L | 100L | 112M | 132S | 132M |
|----|-----|-----|-------|-------|-------|-------|-------|-------|
| k | 465 | 499 | 538 | 538 | 586 | 610 | 696.5 | 696.5 |
| k1 | 556 | 592 | 641.5 | 641.5 | 694.5 | 714.5 | 826.5 | 826.5 |
| n | 137 | 155 | 176 | 176 | 193 | 215 | 257 | 257 |
| n1 | 112 | 121 | 133 | 133 | 147 | 158 | 179 | 179 |
| x | - | - | - | - | - | - | 7.1 | 7.1 |

* "k1" Ölçüsü frenli redüktörlere aittir.
Dimension "k1" is for motors with brake.
Maße "k1" ist für Bremsenmotoren.



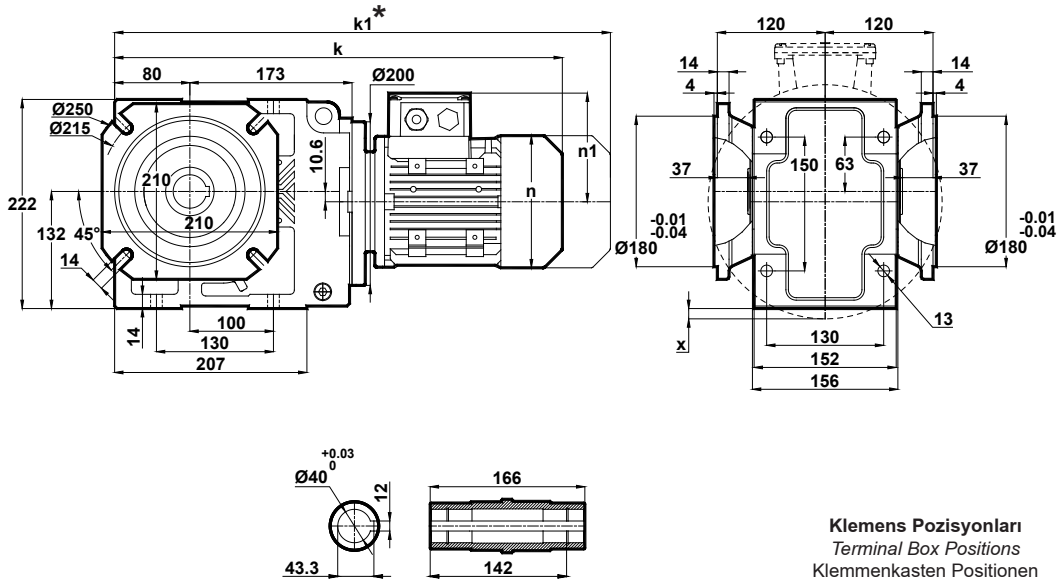
Ölçü Sayfaları Dimension Pages Abmessungsseiten



Kalasanati.com

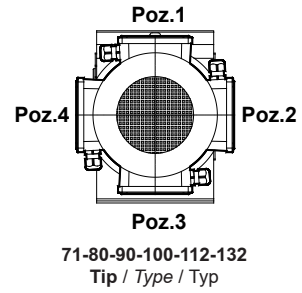
-Mil ucu çektirme deliği DIN 332 sayfa 2 / Tapped center hole to DIN 332, sheet 2 / Zentrierung mit Gewinde DIN 332, Blatt 2

KR283.08




Klemens Pozisyonları
Terminal Box Positions
Klemmenkasten Positionen

| | 71 | 80 | 90S | 90L | 100L | 112M | 132S | 132M |
|----|-----|-----|-------|-------|-------|-------|-------|-------|
| k | 465 | 499 | 538 | 538 | 586 | 610 | 696.5 | 696.5 |
| k1 | 556 | 592 | 641.5 | 641.5 | 694.5 | 714.5 | 826.5 | 826.5 |
| n | 137 | 155 | 176 | 176 | 193 | 215 | 257 | 257 |
| n1 | 112 | 121 | 133 | 133 | 147 | 158 | 179 | 179 |
| x | - | - | - | - | - | - | 7.1 | 7.1 |



* "k1" Ölçüsü frenli redüktörlere aittir.
Dimension "k1" is for motors with brake.
Maße "k1" ist für Bremsenmotoren.



Ölçü Sayfaları

Dimension Pages

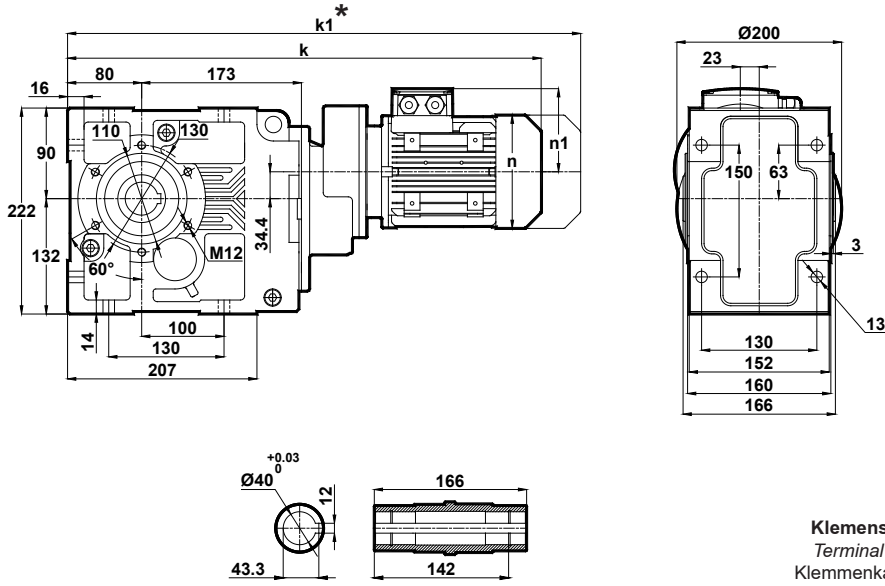
Abmessungsseiten



Kalasanati.com

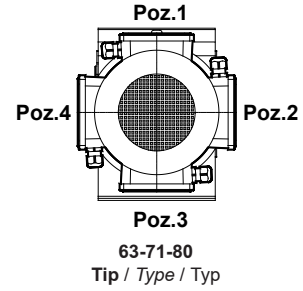
-Mil ucu çektirme deliği DIN 332 sayfa 2 / Tapped center hole to DIN 332, sheet 2 / Zentrierung mit Gewinde DIN 332, Blatt 2

KR284.00

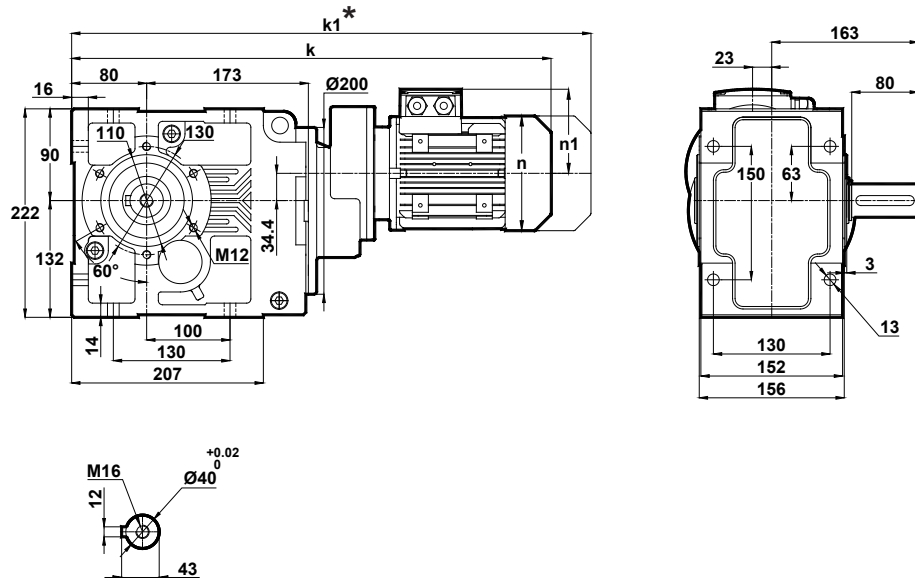


Klemens Pozisyonları
Terminal Box Positions
Klemmenkasten Positionen

| | 63 | 71 | 80 |
|----|-----|-----|-----|
| k | 517 | 544 | 578 |
| k1 | 578 | 635 | 671 |
| n | 121 | 137 | 155 |
| n1 | 97 | 112 | 121 |




KR284.01



| | 63 | 71 | 80 |
|----|-----|-----|-----|
| k | 517 | 544 | 578 |
| k1 | 578 | 635 | 671 |
| n | 121 | 137 | 155 |
| n1 | 97 | 112 | 121 |

* " k1 " Ölçüsü frenli redüktörlere aittir.
Dimension " k1 " is for motors with brake.
Maße " k1 " ist für Bremsenmotoren.



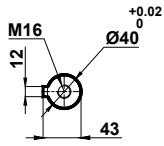
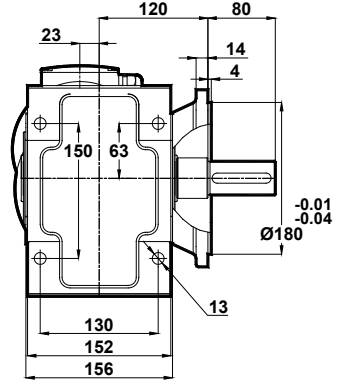
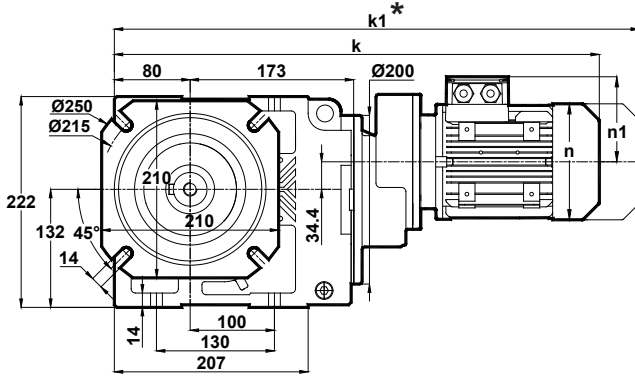
Ölçü Sayfaları Dimension Pages Abmessungsseiten



Kalasanati.com

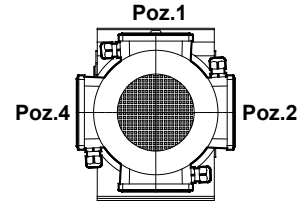
-Mil ucu çektirme deliği DIN 332 sayfa 2 / Tapped center hole to DIN 332, sheet 2 / Zentrierung mit Gewinde DIN 332, Blatt 2

KR284.02



Klemens Pozisyonları
Terminal Box Positions
Klemmenkasten Positionen

| | 63 | 71 | 80 |
|----|-----|-----|-----|
| k | 517 | 544 | 578 |
| k1 | 578 | 635 | 671 |
| n | 121 | 137 | 155 |
| n1 | 97 | 112 | 121 |

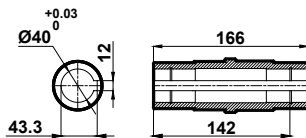
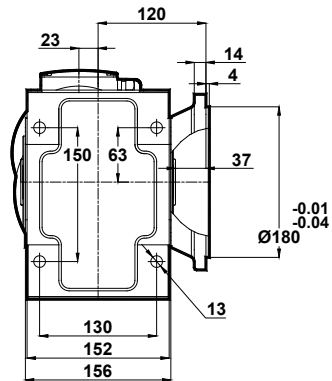
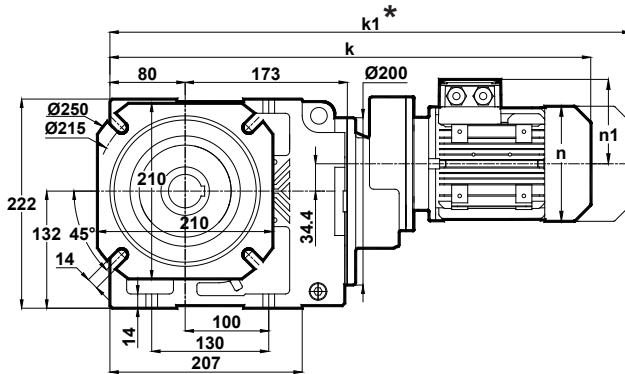


Poz.1

63-71-80


Tip / Type / Typ

KR284.03



| | 63 | 71 | 80 |
|----|-----|-----|-----|
| k | 517 | 544 | 578 |
| k1 | 578 | 635 | 671 |
| n | 121 | 137 | 155 |
| n1 | 97 | 112 | 121 |

* " k1 " Ölçüsü frenli redüktörlere aittir.
Dimension " k1 " is for motors with brake.
Maße " k1 " ist für Bremsenmotoren.



Ölçü Sayfaları

Dimension Pages

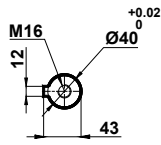
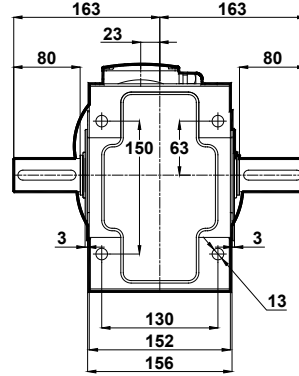
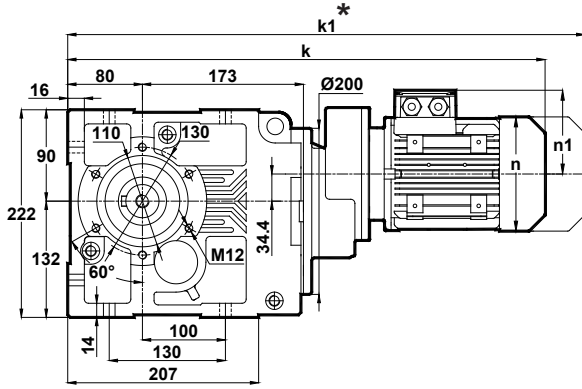
Abmessungsseiten



Kalasanati.com

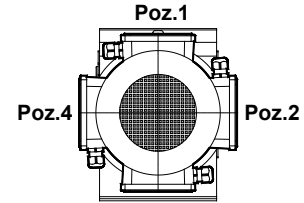
-Mil ucu çektirme deliği DIN 332 sayfa 2 / Tapped center hole to DIN 332, sheet 2 / Zentrierung mit Gewinde DIN 332, Blatt 2

KR284.04



| | 63 | 71 | 80 |
|----|-----|-----|-----|
| k | 517 | 544 | 578 |
| k1 | 578 | 635 | 671 |
| n | 121 | 137 | 155 |
| n1 | 97 | 112 | 121 |

Klemens Pozisyonları
Terminal Box Positions
Klemmenkasten Positionen

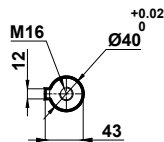
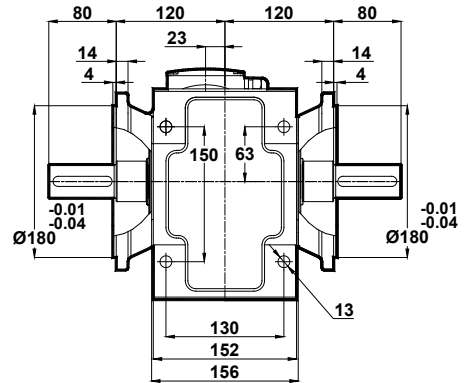
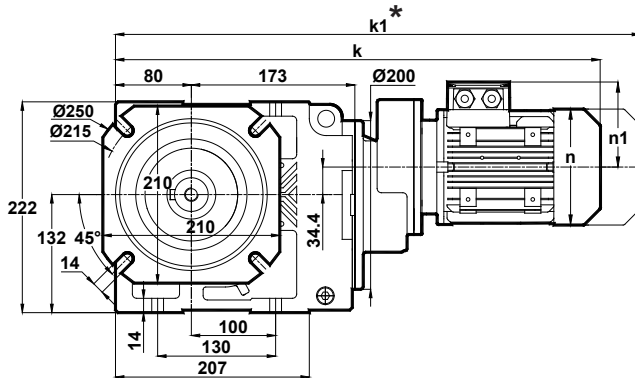


Poz.3

63-71-80


Tip / Type / Typ

KR284.05



| | 63 | 71 | 80 |
|----|-----|-----|-----|
| k | 517 | 544 | 578 |
| k1 | 578 | 635 | 671 |
| n | 121 | 137 | 155 |
| n1 | 97 | 112 | 121 |

* " k1 " Ölçüsü frenli redüktörlere aittir.
Dimension " k1 " is for motors with brake.
Maße " k1 " ist für Bremsenmotoren.



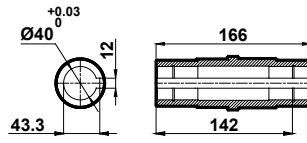
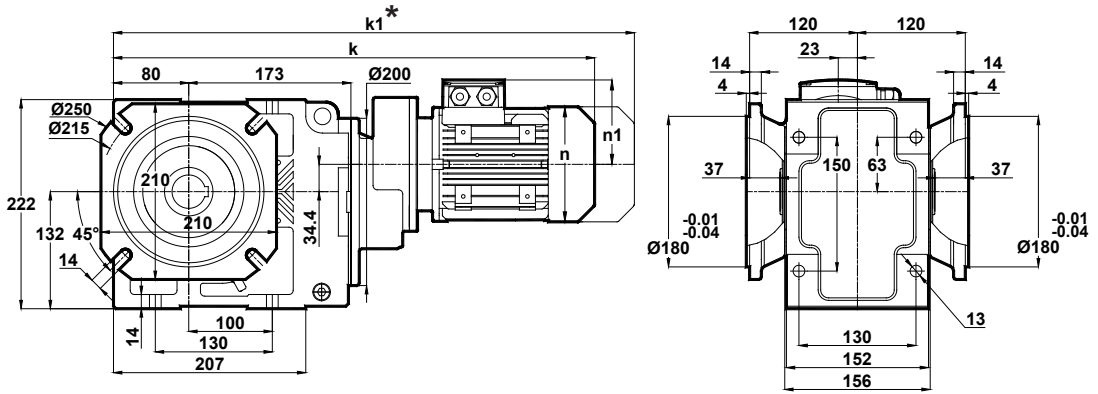
Ölçü Sayfaları Dimension Pages Abmessungenseiten



Kalasanati.com

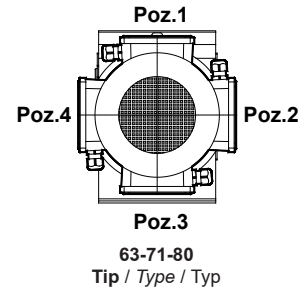
-Mil ucu çektirme deliği DIN 332 sayfa 2 / Tapped center hole to DIN 332, sheet 2 / Zentrierung mit Gewinde DIN 332, Blatt 2

KR284.08




Klemens Pozisyonları
Terminal Box Positions
Klemmenkasten Positionen

| | 63 | 71 | 80 |
|----|-----|-----|-----|
| k | 517 | 544 | 578 |
| k1 | 578 | 635 | 671 |
| n | 121 | 137 | 155 |
| n1 | 97 | 112 | 121 |



63-71-80
Tip / Type / Typ

* "k1" Ölçüsü frenli redüktörlere aittir.
Dimension "k1" is for motors with brake.
Maße "k1" ist für Bremsenmotoren.



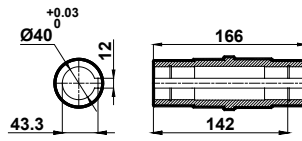
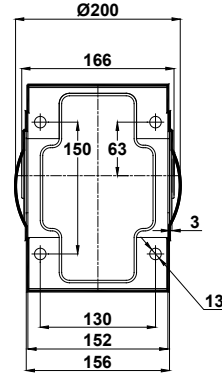
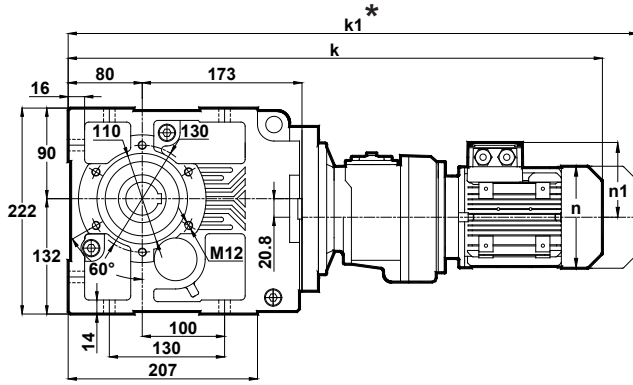
Ölçü Sayfaları Dimension Pages Abmessungsseiten



-Mil ucu çektirme deliği DIN 332 sayfa 2 / Tapped center hole to DIN 332, sheet 2 / Zentrierung mit Gewinde DIN 332, Blatt 2

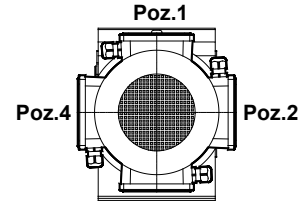
Kalasanati.com

KR285.00
KR286.00



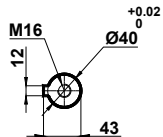
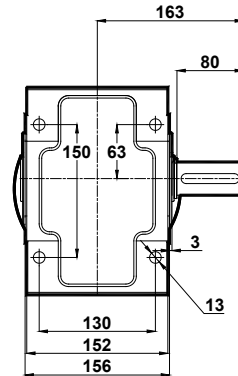
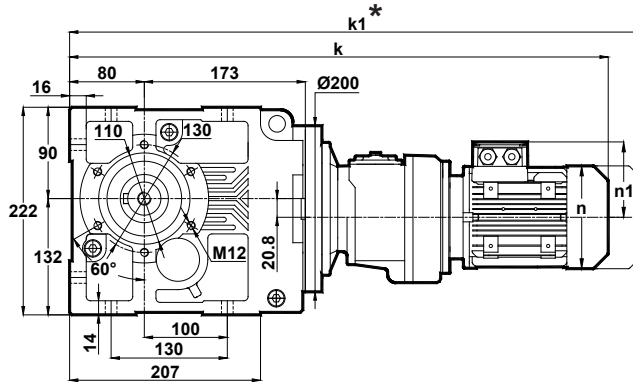
Klemens Pozisyonları
Terminal Box Positions
Klemmenkasten Positionen

| | |
|----|-------|
| | 63 |
| k | 621.5 |
| k1 | 682.5 |
| n | 121 |
| n1 | 97 |




Poz.3
63
Tip / Type / Typ

KR285.01
KR286.01



| | |
|----|-------|
| | 63 |
| k | 621.5 |
| k1 | 682.5 |
| n | 121 |
| n1 | 97 |

* "k1" Ölçüsü frenli redüktörlere aittir.
Dimension "k1" is for motors with brake.
Maße "k1" ist für Bremsenmotoren.



Ölçü Sayfaları

Dimension Pages

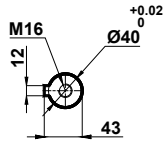
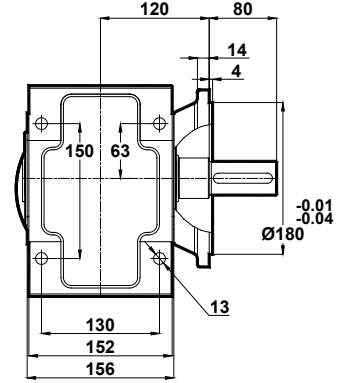
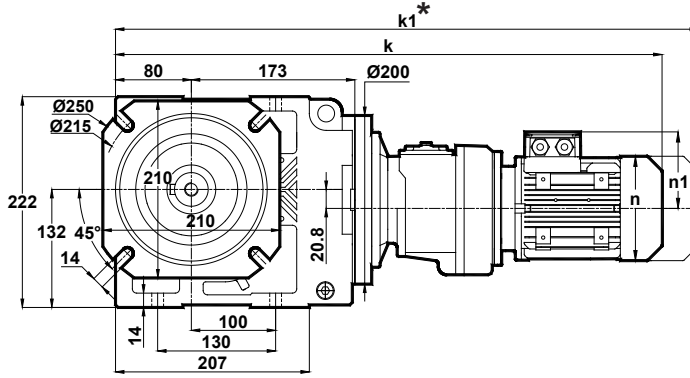
Abmessungsseiten



Kalasanati.com

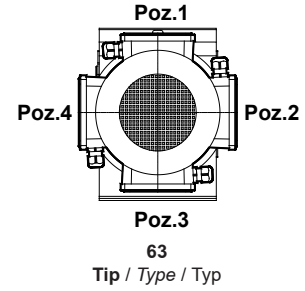
-Mil ucu çektirme deliği DIN 332 sayfa 2 / Tapped center hole to DIN 332, sheet 2 / Zentrierung mit Gewinde DIN 332, Blatt 2

KR285.02
KR286.02

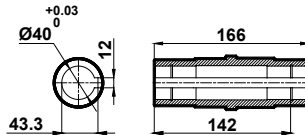
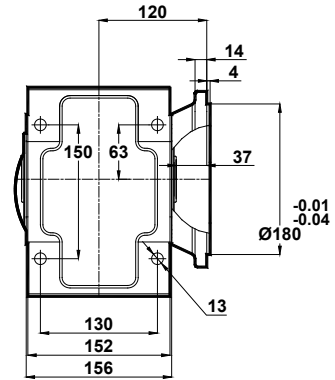
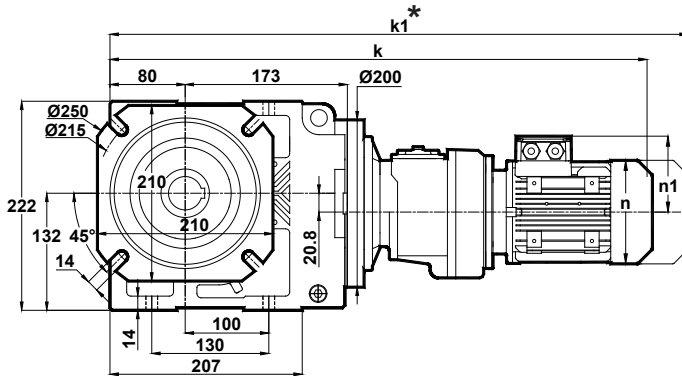


| | |
|----|-------|
| | 63 |
| k | 621.5 |
| k1 | 682.5 |
| n | 121 |
| n1 | 97 |

Klemens Pozisyonları
Terminal Box Positions
Klemmenkasten Positionen




KR285.03
KR286.03



| | |
|----|-------|
| | 63 |
| k | 621.5 |
| k1 | 682.5 |
| n | 121 |
| n1 | 97 |

* "k1" Ölçüsü frenli redüktörlere aittir.
Dimension "k1" is for motors with brake.
Maße "k1" ist für Bremsenmotoren.



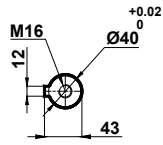
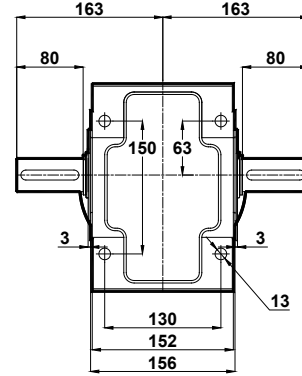
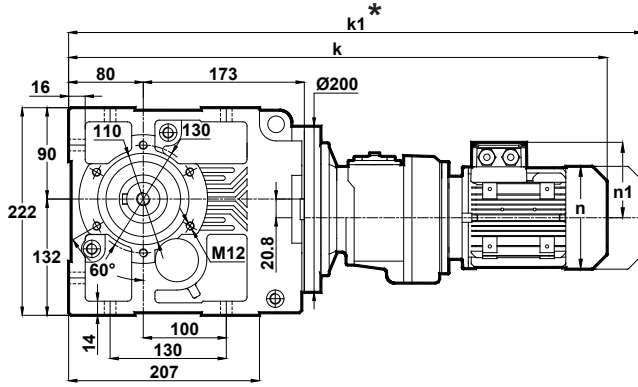
Ölçü Sayfaları Dimension Pages Abmessungsseiten



Kalasanati.com

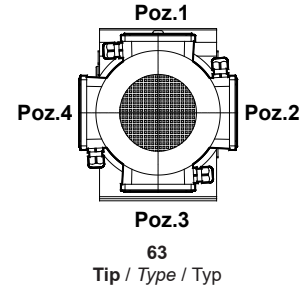
-Mil ucu çektirme deliği DIN 332 sayfa 2 / Tapped center hole to DIN 332, sheet 2 / Zentrierung mit Gewinde DIN 332, Blatt 2

KR285.04
KR286.04

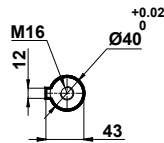
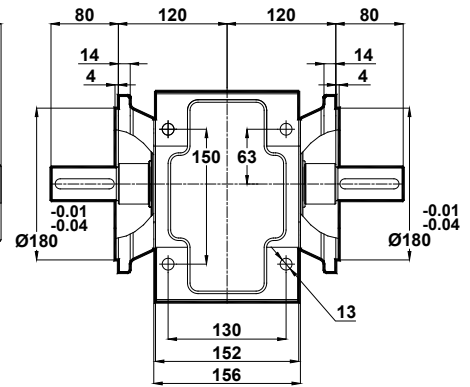
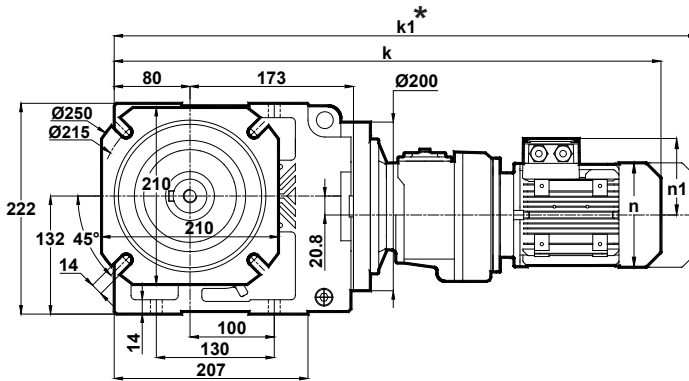


| | |
|----|-------|
| | 63 |
| k | 621.5 |
| k1 | 682.5 |
| n | 121 |
| n1 | 97 |

Klemens Pozisyonları
Terminal Box Positions
Klemmenkasten Positionen




KR285.05
KR286.05



| | |
|----|-------|
| | 63 |
| k | 621.5 |
| k1 | 682.5 |
| n | 121 |
| n1 | 97 |

* " k1 " Ölçüsü frenli redüktörlere aittir.
Dimension " k1 " is for motors with brake.
Maße " k1 " ist für Bremsenmotoren.



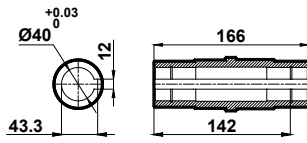
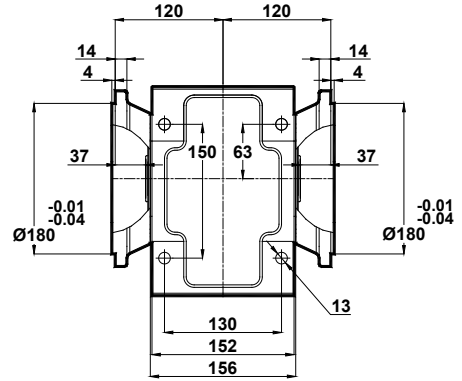
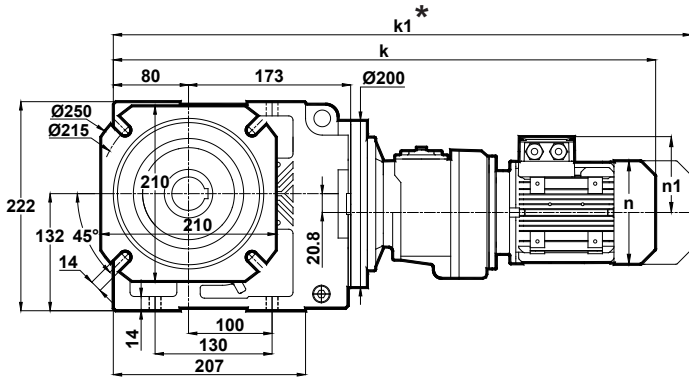
Ölçü Sayfaları Dimension Pages Abmessungsseiten



-Mil ucu çektirme deliği DIN 332 sayfa 2 / Tapped center hole to DIN 332, sheet 2 / Zentrierung mit Gewinde DIN 332, Blatt 2

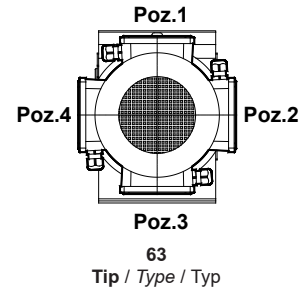
Kalasanati.com

KR285.08
KR286.08




Klemens Pozisyonları
Terminal Box Positions
Klemmenkasten Positionen

| | |
|----|-------|
| | 63 |
| k | 621.5 |
| k1 | 682.5 |
| n | 121 |
| n1 | 97 |



* " k1 " Ölçüsü frenli redüktörlere aittir.
Dimension " k1 " is for motors with brake.
Maße " k1 " ist für Bremsenmotoren.



Ölçü Sayfaları

Dimension Pages

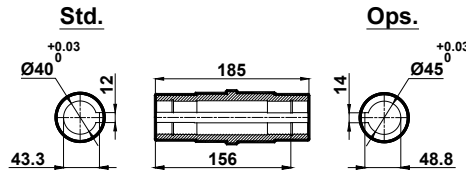
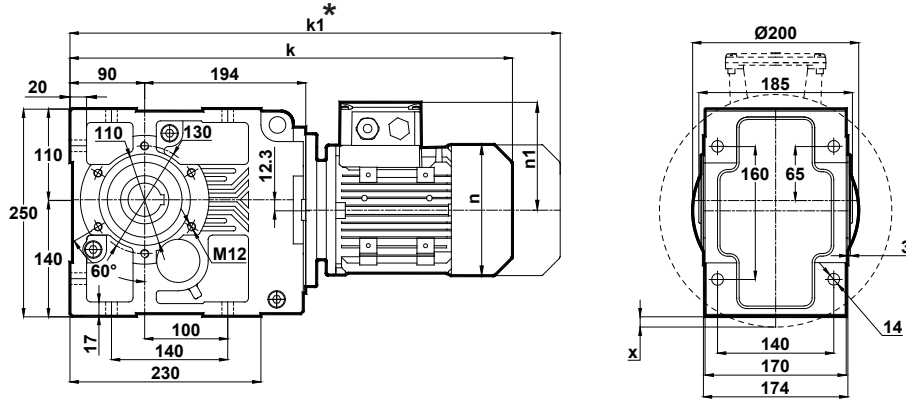
Abmessungsseiten



Kalasanati.com

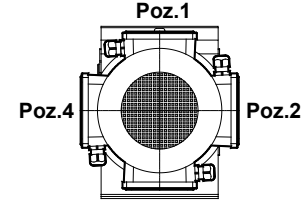
-Mil ucu çektirme deliği DIN 332 sayfa 2 / Tapped center hole to DIN 332, sheet 2 / Zentrierung mit Gewinde DIN 332, Blatt 2

KR373.00



x: Motor Ayak bağlantı yüzeyinin altında ise
x: If Motor is lower than foot mounting plane
x: Wenn der Motor unter der Fußmontageebene ist

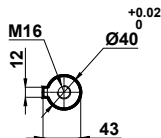
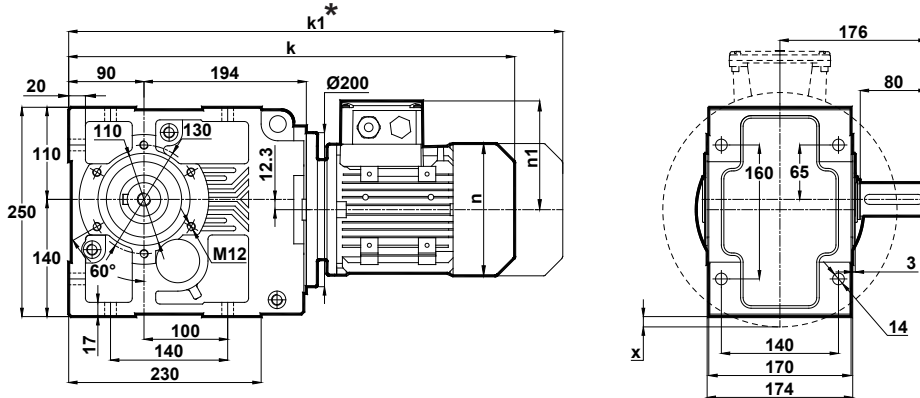
Klemens Pozisyonları
Terminal Box Positions
Klemmenkasten Positionen



Poz.3
71-80-90-100-112-132
Tip / Type / Typ

| | 71 | 80 | 90S | 90L | 100L | 112M | 132S | 132M |
|----|-----|-----|-------|-------|-------|-------|-------|-------|
| k | 496 | 530 | 569 | 569 | 617 | 641 | 727.5 | 727.5 |
| k1 | 587 | 623 | 672.5 | 672.5 | 725.5 | 745.5 | 857.5 | 857.5 |
| n | 137 | 155 | 176 | 176 | 193 | 215 | 257 | 257 |
| n1 | 112 | 121 | 133 | 133 | 147 | 158 | 179 | 179 |
| x | - | - | - | - | - | - | 0.8 | 0.8 |


KR373.01



x: Motor Ayak bağlantı yüzeyinin altında ise
x: If Motor is lower than foot mounting plane
x: Wenn der Motor unter der Fußmontageebene ist

| | 71 | 80 | 90S | 90L | 100L | 112M | 132S | 132M |
|----|-----|-----|-------|-------|-------|-------|-------|-------|
| k | 496 | 530 | 569 | 569 | 617 | 641 | 727.5 | 727.5 |
| k1 | 587 | 623 | 672.5 | 672.5 | 725.5 | 745.5 | 857.5 | 857.5 |
| n | 137 | 155 | 176 | 176 | 193 | 215 | 257 | 257 |
| n1 | 112 | 121 | 133 | 133 | 147 | 158 | 179 | 179 |
| x | - | - | - | - | - | - | 0.8 | 0.8 |

* "k1" Ölçüsü frenli redüktörlere aittir.
Dimension "k1" is for motors with brake.
Maße "k1" ist für Bremsenmotoren.



Ölçü Sayfaları

Dimension Pages

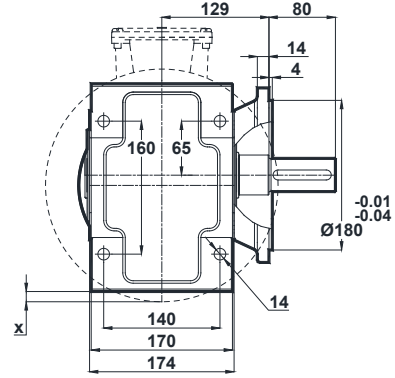
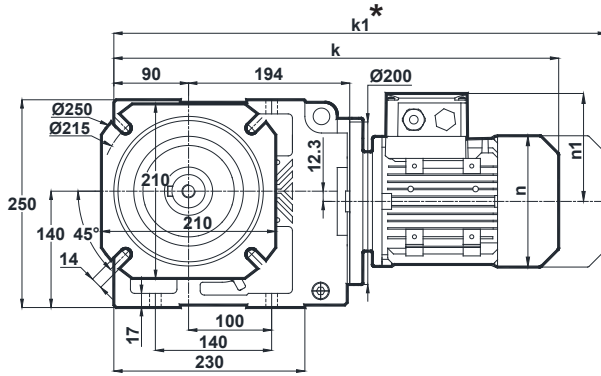
Abmessungsseiten



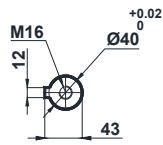
Kalasanati.com

-Mil ucu çektirme deliği DIN 332 sayfa 2 / Tapped center hole to DIN 332, sheet 2 / Zentrierung mit Gewinde DIN 332, Blatt 2

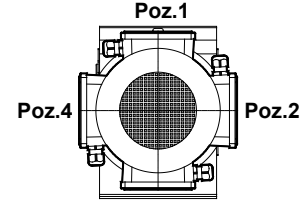
KR373.02



x: Motor Ayak bağlantı yüzeyinin altında ise
x: If Motor is lower than foot mounting plane
x: Wenn der Motor unter der Fußmontageebene ist



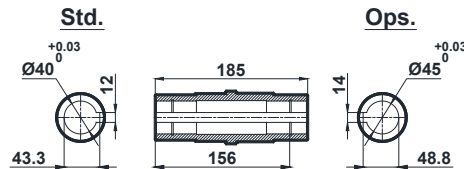
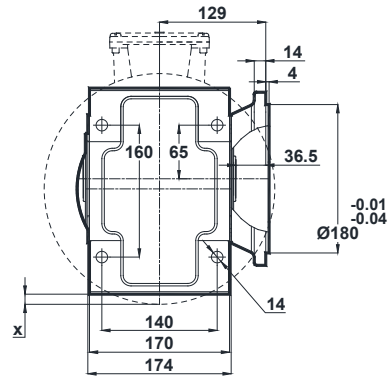
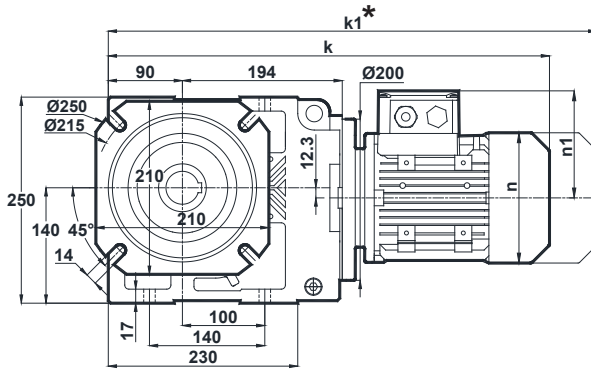
Klemens Pozisyonları
Terminal Box Positions
Klemmenkasten Positionen



Poz.3
71-80-90-100-112-132
Tip / Type / Typ

| | 71 | 80 | 90S | 90L | 100L | 112M | 132S | 132M |
|----|-----|-----|-------|-------|-------|-------|-------|-------|
| k | 496 | 530 | 569 | 569 | 617 | 641 | 727.5 | 727.5 |
| k1 | 587 | 623 | 672.5 | 672.5 | 725.5 | 745.5 | 857.5 | 857.5 |
| n | 137 | 155 | 176 | 176 | 193 | 215 | 257 | 257 |
| n1 | 112 | 121 | 133 | 133 | 147 | 158 | 179 | 179 |
| x | - | - | - | - | - | - | 0.8 | 0.8 |


KR373.03



x: Motor Ayak bağlantı yüzeyinin altında ise
x: If Motor is lower than foot mounting plane
x: Wenn der Motor unter der Fußmontageebene ist

| | 71 | 80 | 90S | 90L | 100L | 112M | 132S | 132M |
|----|-----|-----|-------|-------|-------|-------|-------|-------|
| k | 496 | 530 | 569 | 569 | 617 | 641 | 727.5 | 727.5 |
| k1 | 587 | 623 | 672.5 | 672.5 | 725.5 | 745.5 | 857.5 | 857.5 |
| n | 137 | 155 | 176 | 176 | 193 | 215 | 257 | 257 |
| n1 | 112 | 121 | 133 | 133 | 147 | 158 | 179 | 179 |
| x | - | - | - | - | - | - | 0.8 | 0.8 |

* "k1" Ölçüsü frenli redüktörlere aittir.
Dimension "k1" is for motors with brake.
Maße "k1" ist für Bremsenmotoren.



Ölçü Sayfaları

Dimension Pages

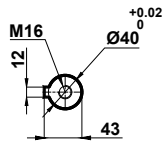
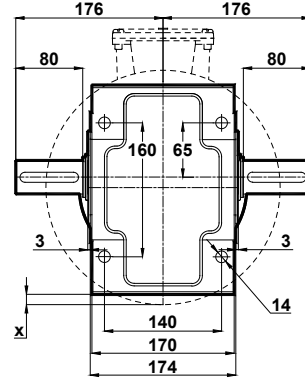
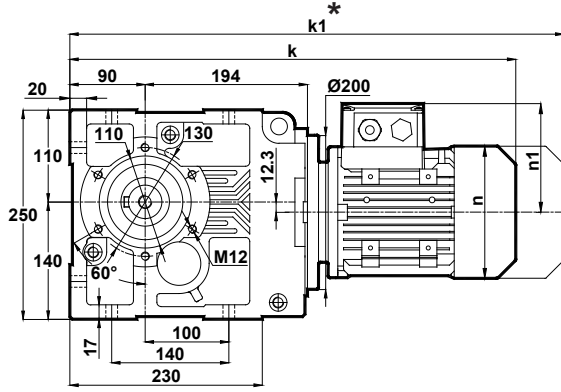
Abmessungsseiten



Kalasanati.com

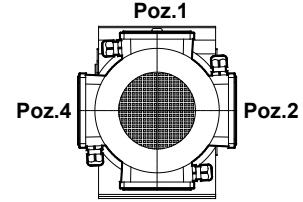
-Mil ucu çekirme deliği DIN 332 sayfa 2 / Tapped center hole to DIN 332, sheet 2 / Zentrierung mit Gewinde DIN 332, Blatt 2

KR373.04



x: Motor Ayak bağlantı yüzeyinin altında ise
x: If Motor is lower than foot mounting plane
x: Wenn der Motor unter der Fußmontageebene ist

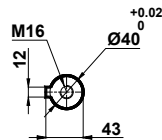
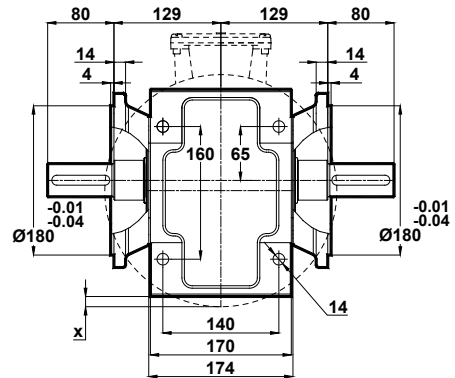
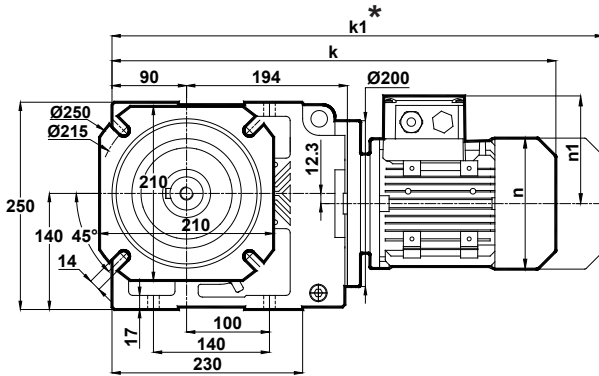
Klemens Pozisyonları
Terminal Box Positions
Klemmenkasten Positionen



71-80-90-100-112-132
Tip / Type / Typ

| | 71 | 80 | 90S | 90L | 100L | 112M | 132S | 132M |
|----|-----|-----|-------|-------|-------|-------|-------|-------|
| k | 496 | 530 | 569 | 569 | 617 | 641 | 727.5 | 727.5 |
| k1 | 587 | 623 | 672.5 | 672.5 | 725.5 | 745.5 | 857.5 | 857.5 |
| n | 137 | 155 | 176 | 176 | 193 | 215 | 257 | 257 |
| n1 | 112 | 121 | 133 | 133 | 147 | 158 | 179 | 179 |
| x | - | - | - | - | - | - | 0.8 | 0.8 |


KR373.05



x: Motor Ayak bağlantı yüzeyinin altında ise
x: If Motor is lower than foot mounting plane
x: Wenn der Motor unter der Fußmontageebene ist

| | 71 | 80 | 90S | 90L | 100L | 112M | 132S | 132M |
|----|-----|-----|-------|-------|-------|-------|-------|-------|
| k | 496 | 530 | 569 | 569 | 617 | 641 | 727.5 | 727.5 |
| k1 | 587 | 623 | 672.5 | 672.5 | 725.5 | 745.5 | 857.5 | 857.5 |
| n | 137 | 155 | 176 | 176 | 193 | 215 | 257 | 257 |
| n1 | 112 | 121 | 133 | 133 | 147 | 158 | 179 | 179 |
| x | - | - | - | - | - | - | 0.8 | 0.8 |

* "k1" Ölçüsü frenli redüktörlere aittir.
Dimension "k1" is for motors with brake.
Maße "k1" ist für Bremsenmotoren.



Ölçü Sayfaları

Dimension Pages

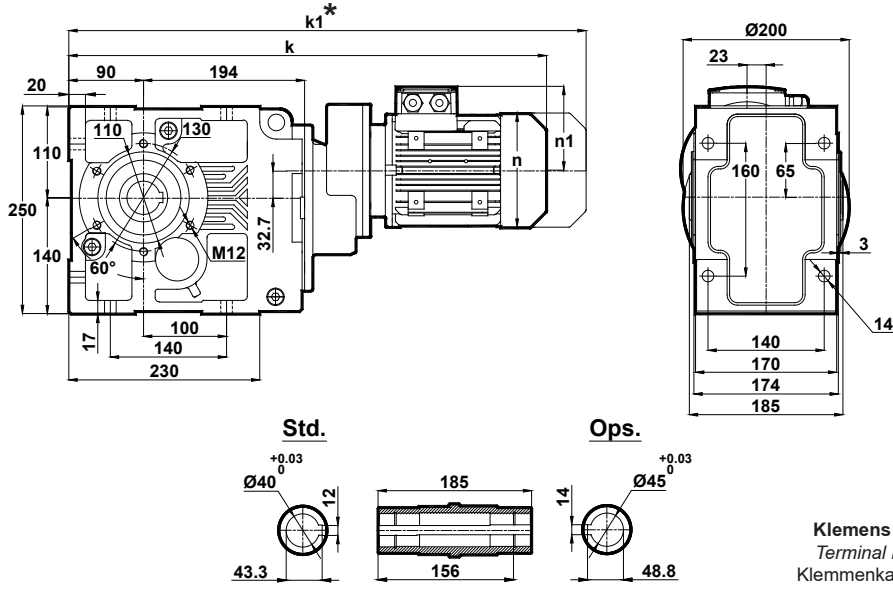
Abmessungsseiten



Kalasanati.com

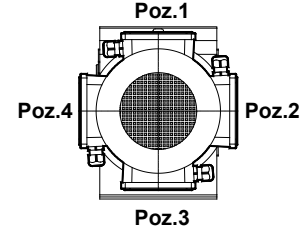
-Mil ucu çekirme deliği DIN 332 sayfa 2 / Tapped center hole to DIN 332, sheet 2 / Zentrierung mit Gewinde DIN 332, Blatt 2

KR374.00



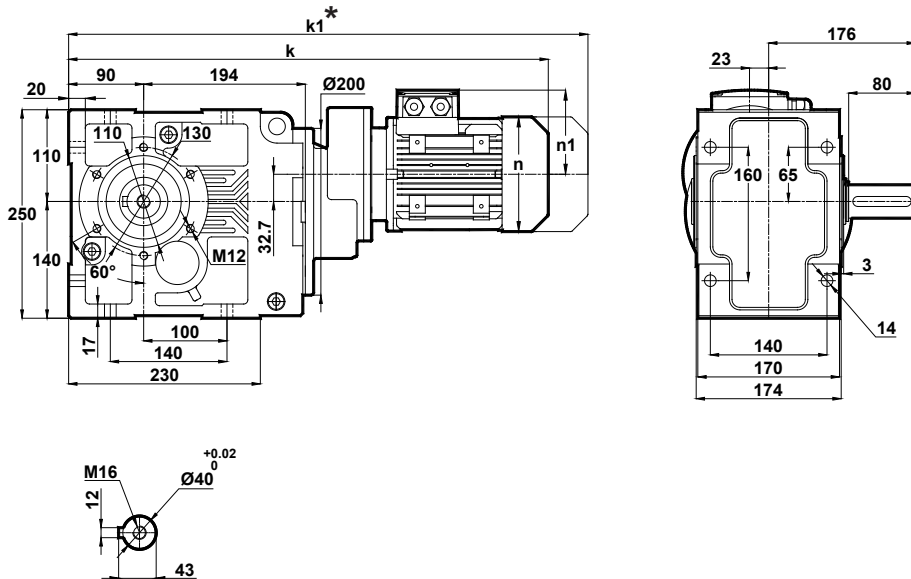
Klemens Pozisyonları
Terminal Box Positions
Klemmenkasten Positionen

| | 63 | 71 | 80 |
|----|-----|-----|-----|
| k | 548 | 575 | 609 |
| k1 | 609 | 666 | 702 |
| n | 121 | 137 | 155 |
| n1 | 97 | 112 | 121 |




63-71-80
Tip / Type / Typ

KR374.01



| | 63 | 71 | 80 |
|----|-----|-----|-----|
| k | 548 | 575 | 609 |
| k1 | 609 | 666 | 702 |
| n | 121 | 137 | 155 |
| n1 | 97 | 112 | 121 |

* " k1 " Ölçüsü frenli redüktörlere aittir.
Dimension " k1 " is for motors with brake.
Maße " k1 " ist für Bremsenmotoren.



Ölçü Sayfaları

Dimension Pages

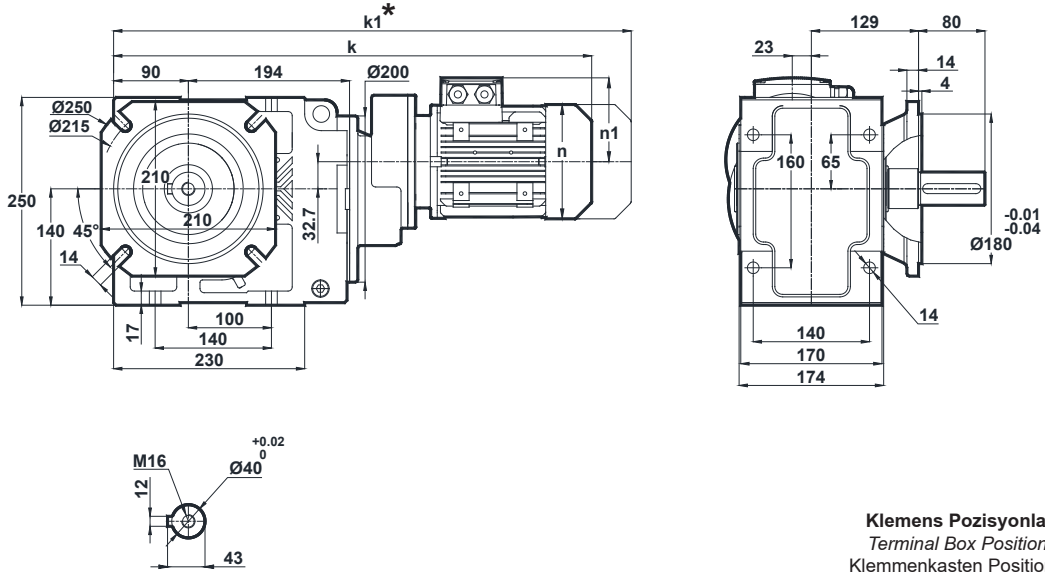
Abmessungsseiten



Kalasanati.com

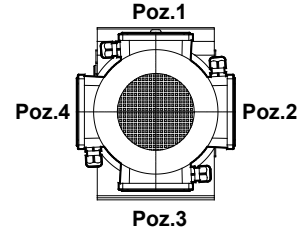
-Mil ucu çektirme deliği DIN 332 sayfa 2 / Tapped center hole to DIN 332, sheet 2 / Zentrierung mit Gewinde DIN 332, Blatt 2

KR374.02



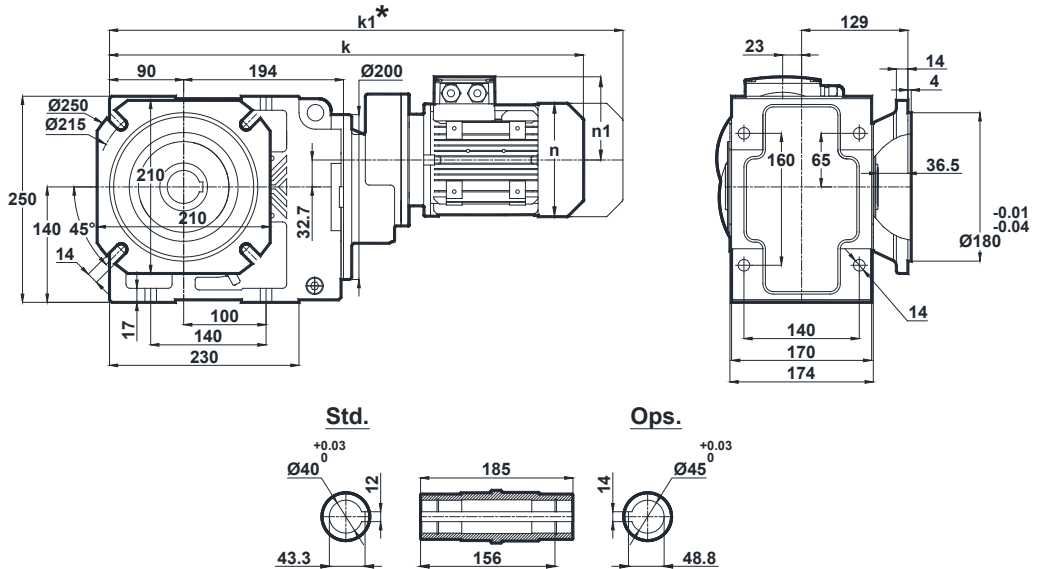
| | 63 | 71 | 80 |
|----|-----|-----|-----|
| k | 548 | 575 | 609 |
| k1 | 609 | 666 | 702 |
| n | 121 | 137 | 155 |
| n1 | 97 | 112 | 121 |

Klemens Pozisyonları
Terminal Box Positions
Klemmenkasten Positionen




63-71-80
Tip / Type / Typ

KR374.03



| | 63 | 71 | 80 |
|----|-----|-----|-----|
| k | 548 | 575 | 609 |
| k1 | 609 | 666 | 702 |
| n | 121 | 137 | 155 |
| n1 | 97 | 112 | 121 |

* "k1" Ölçüsü frenli redüktörlere aittir.
Dimension "k1" is for motors with brake.
Maße "k1" ist für Bremsenmotoren.



Ölçü Sayfaları

Dimension Pages

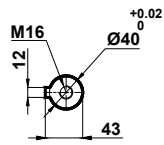
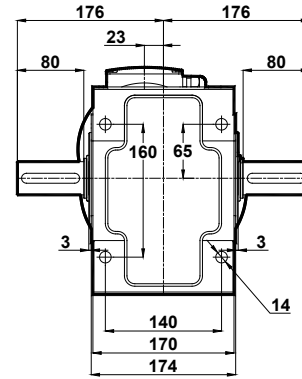
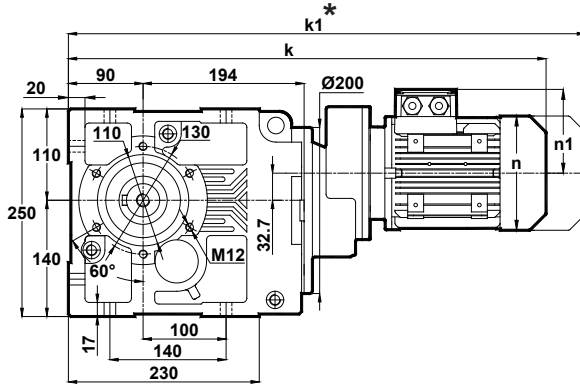
Abmessungsseiten



-Mil ucu çektirme deliği DIN 332 sayfa 2 / Tapped center hole to DIN 332, sheet 2 / Zentrierung mit Gewinde DIN 332, Blatt 2

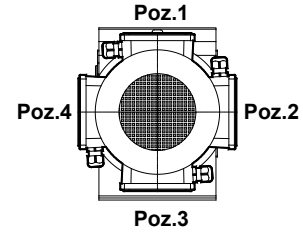
Kalasanati.com

KR374.04



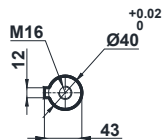
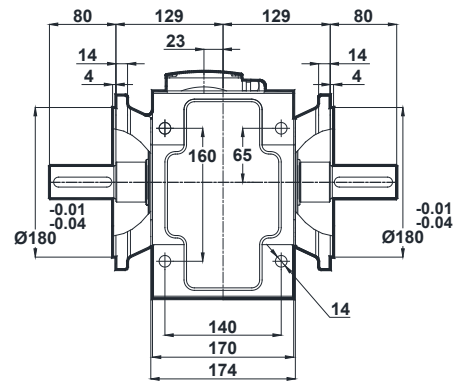
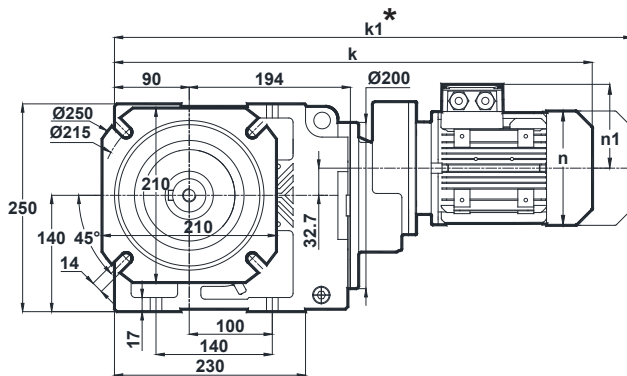
| | 63 | 71 | 80 |
|----|-----|-----|-----|
| k | 548 | 575 | 609 |
| k1 | 609 | 666 | 702 |
| n | 121 | 137 | 155 |
| n1 | 97 | 112 | 121 |

Klemens Pozisyonları
Terminal Box Positions
Klemmenkasten Positionen




63-71-80
Tip / Type / Typ

KR374.05



| | 63 | 71 | 80 |
|----|-----|-----|-----|
| k | 548 | 575 | 609 |
| k1 | 609 | 666 | 702 |
| n | 121 | 137 | 155 |
| n1 | 97 | 112 | 121 |

* " k1 " Ölçüsü frenli redüktörlere aittir.
Dimension " k1 " is for motors with brake.
Maße " k1 " ist für Bremsenmotoren.



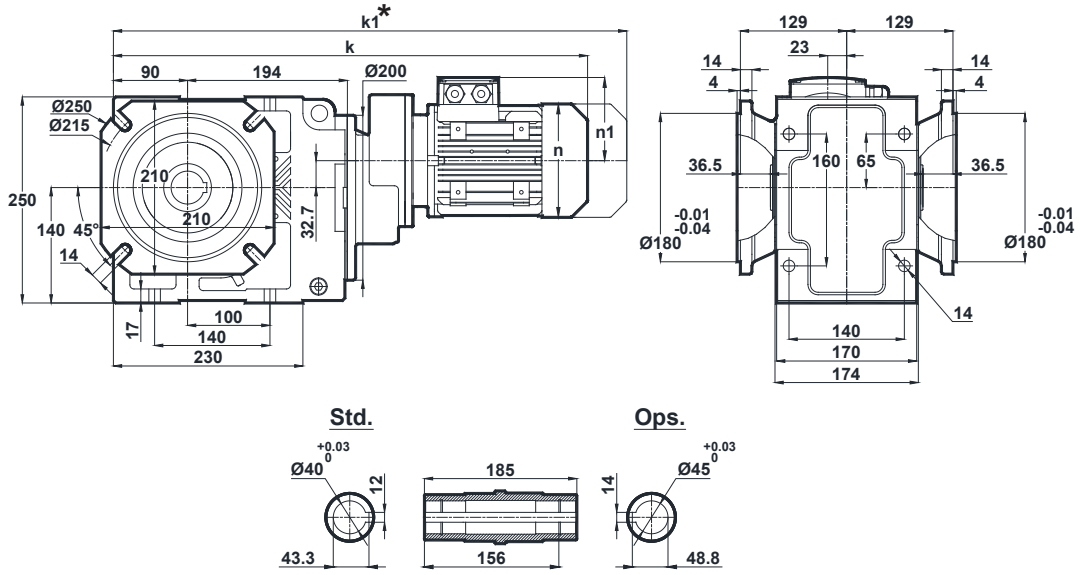
Ölçü Sayfaları Dimension Pages Abmessungsseiten



-Mil ucu çektirme deliği DIN 332 sayfa 2 / Tapped center hole to DIN 332, sheet 2 / Zentrierung mit Gewinde DIN 332, Blatt 2

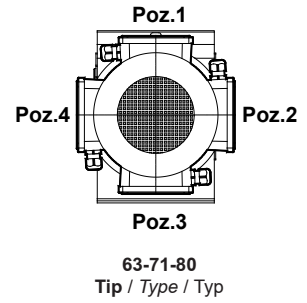
Kalasanati.com

KR374.08




| | 63 | 71 | 80 |
|----|-----|-----|-----|
| k | 548 | 575 | 609 |
| k1 | 609 | 666 | 702 |
| n | 121 | 137 | 155 |
| n1 | 97 | 112 | 121 |

Klemens Pozisyonları
Terminal Box Positions
Klemmenkasten Positionen



* "k1" Ölçüsü frenli redüktörlere aittir.
Dimension "k1" is for motors with brake.
Maße "k1" ist für Bremsenmotoren.



Ölçü Sayfaları

Dimension Pages

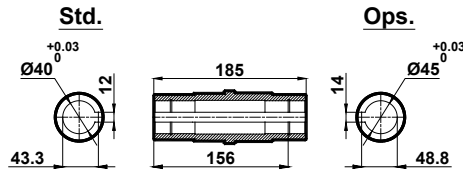
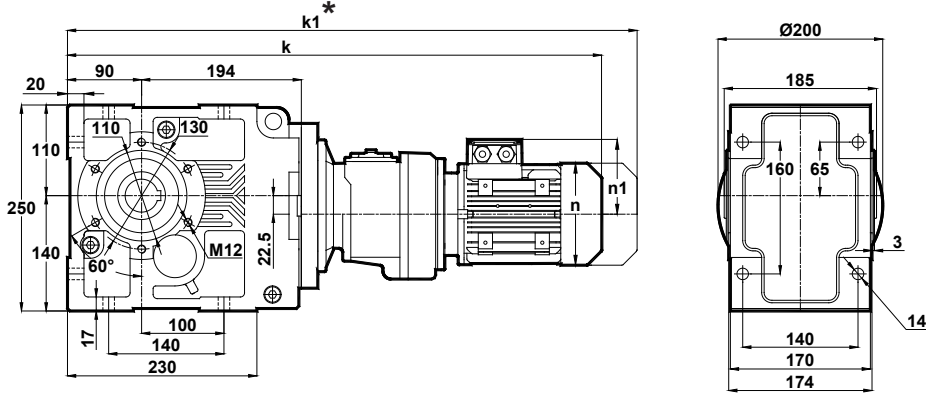
Abmessungsseiten



-Mil ucu çektirme deliği DIN 332 sayfa 2 / Tapped center hole to DIN 332, sheet 2 / Zentrierung mit Gewinde DIN 332, Blatt 2

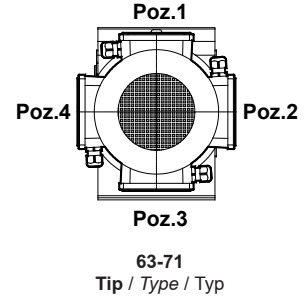
Kalasanati.com

KR375.00
KR376.00

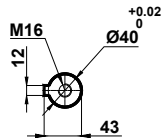
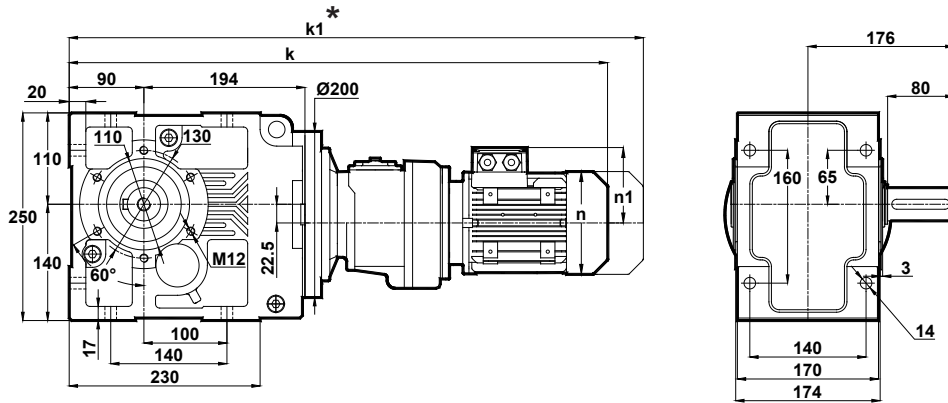


Klemens Pozisyonları
Terminal Box Positions
Klemmenkasten Positionen

| | 63 | 71 |
|----|-------|-------|
| k | 652.5 | 678.5 |
| k1 | 713.5 | 769.5 |
| n | 121 | 137 |
| n1 | 97 | 112 |




KR375.01
KR376.01



| | 63 | 71 |
|----|-------|-------|
| k | 652.5 | 678.5 |
| k1 | 713.5 | 769.5 |
| n | 121 | 137 |
| n1 | 97 | 112 |

* "k1" Ölçüsü frenli redüktörlere aittir.
Dimension "k1" is for motors with brake.
Maße "k1" ist für Bremsenmotoren.



Ölçü Sayfaları

Dimension Pages

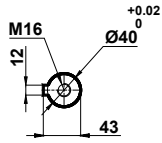
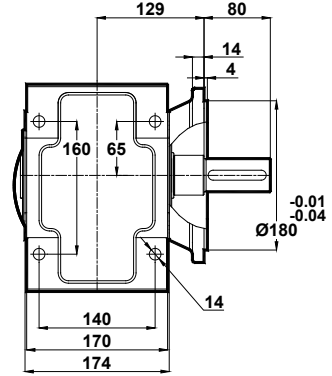
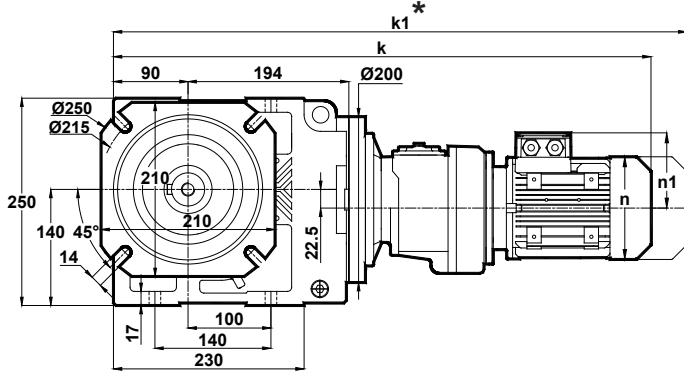
Abmessungsseiten



Kalasani.com

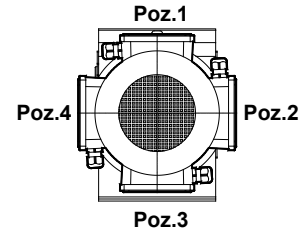
-Mil ucu çektirme deliği DIN 332 sayfa 2 / Tapped center hole to DIN 332, sheet 2 / Zentrierung mit Gewinde DIN 332, Blatt 2

KR375.02
KR376.02



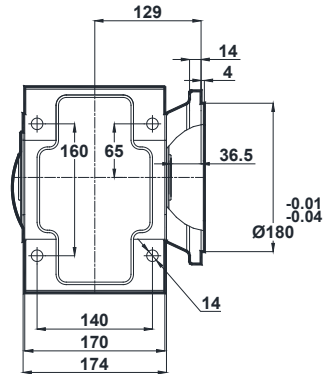
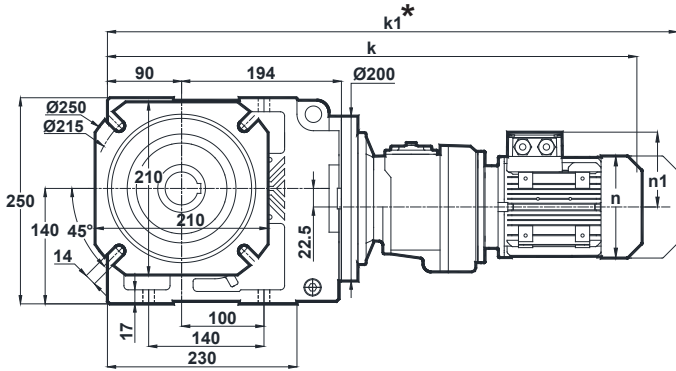
| | 63 | 71 |
|----|-------|-------|
| k | 652.5 | 678.5 |
| k1 | 713.5 | 769.5 |
| n | 121 | 137 |
| n1 | 97 | 112 |

Klemens Pozisyonları
Terminal Box Positions
Klemmenkasten Positionen



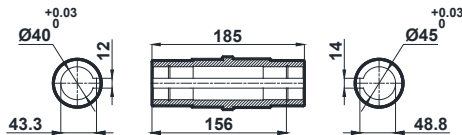
63-71
Tip / Type / Typ

KR375.03
KR376.03




Std.

Ops.



| | 63 | 71 |
|----|-------|-------|
| k | 652.5 | 678.5 |
| k1 | 713.5 | 769.5 |
| n | 121 | 137 |
| n1 | 97 | 112 |

* "k1" Ölçüsü frenli redüktörlere aittir.
Dimension "k1" is for motors with brake.
Maße "k1" ist für Bremsenmotoren.



Ölçü Sayfaları

Dimension Pages

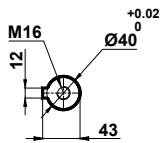
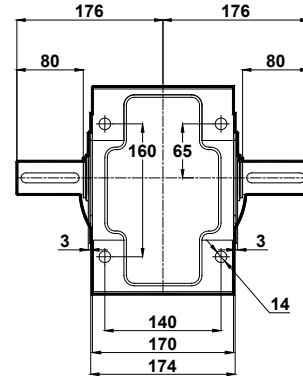
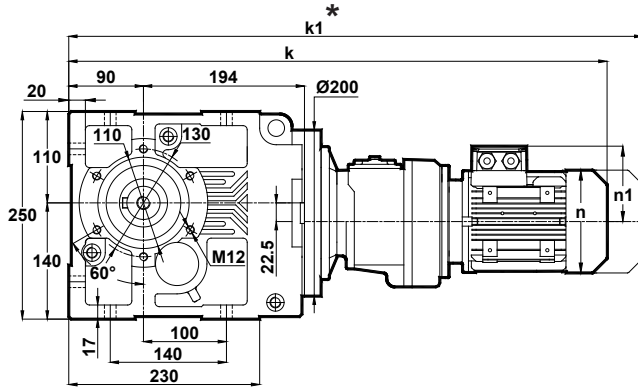
Abmessungsseiten



-Mil ucu çektirme deliği DIN 332 sayfa 2 / Tapped center hole to DIN 332, sheet 2 / Zentrierung mit Gewinde DIN 332, Blatt 2

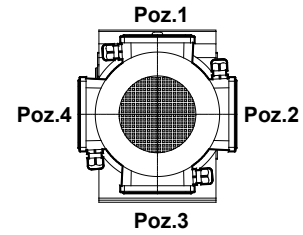
Kalasanati.com

KR375.04
KR376.04



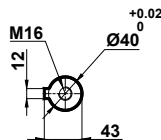
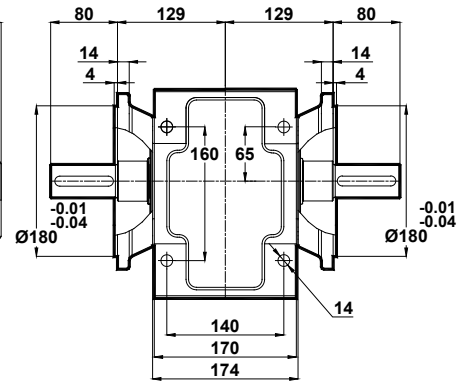
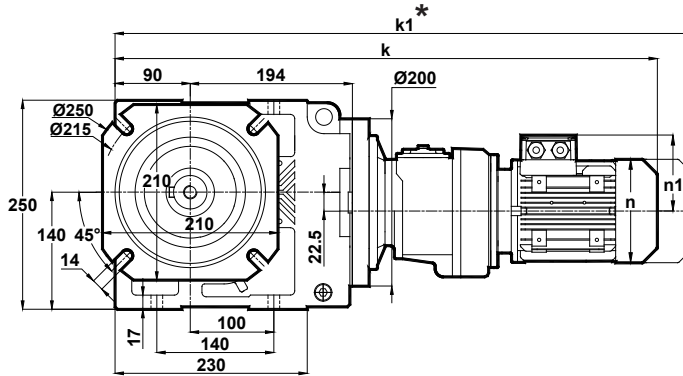
| | 63 | 71 |
|----|-------|-------|
| k | 652.5 | 678.5 |
| k1 | 713.5 | 769.5 |
| n | 121 | 137 |
| n1 | 97 | 112 |

Klemens Pozisyonları
Terminal Box Positions
Klemmenkasten Positionen




63-71
Tip / Type / Typ

KR375.05
KR376.05



| | 63 | 71 |
|----|-------|-------|
| k | 652.5 | 678.5 |
| k1 | 713.5 | 769.5 |
| n | 121 | 137 |
| n1 | 97 | 112 |

* " k1 " Ölçüsü frenli redüktörlere aittir.
Dimension " k1 " is for motors with brake.
Maße " k1 " ist für Bremsenmotoren.



Ölçü Sayfaları

Dimension Pages

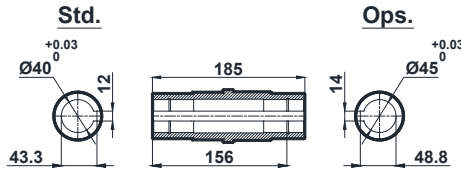
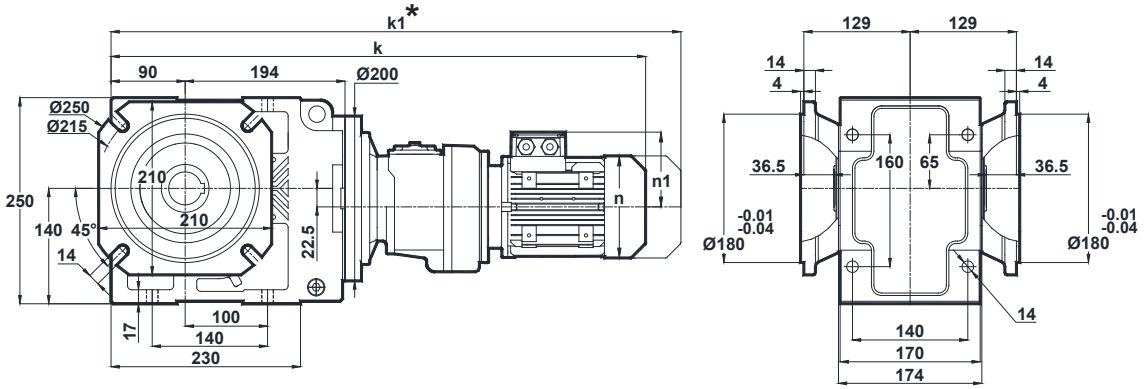
Abmessungsseiten



Kalasanati.com

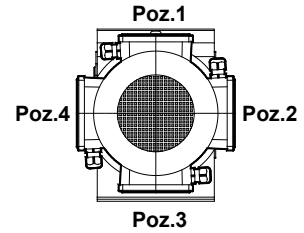
-Mil ucu çektirme deliği DIN 332 sayfa 2 / Tapped center hole to DIN 332, sheet 2 / Zentrierung mit Gewinde DIN 332, Blatt 2

KR375.08
KR376.08




Klemens Pozisyonları
Terminal Box Positions
Klemmenkasten Positionen

| | 63 | 71 |
|----|-------|-------|
| k | 652.5 | 678.5 |
| k1 | 713.5 | 769.5 |
| n | 121 | 137 |
| n1 | 97 | 112 |



63-71
Tip / Type / Typ

* "k1" Ölçüsü frenli redüktörlere aittir.
Dimension "k1" is for motors with brake.
Maße "k1" ist für Bremsenmotoren.



Ölçü Sayfaları

Dimension Pages

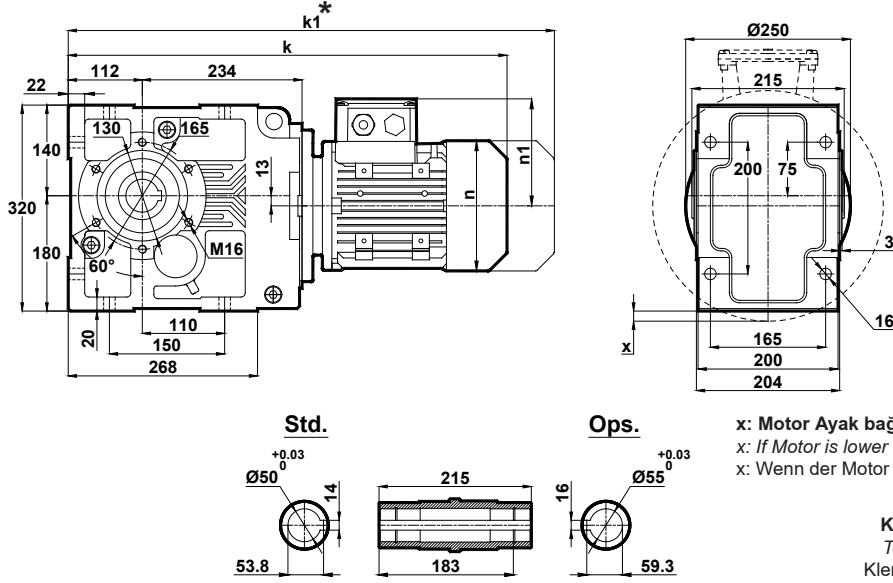
Abmessungsseiten



Kalasanati.com

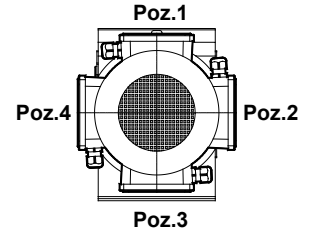
-Mil ucu çektirme deliği DIN 332 sayfa 2 / Tapped center hole to DIN 332, sheet 2 / Zentrierung mit Gewinde DIN 332, Blatt 2

KR473.00



x: Motor Ayak bağlantı yüzeyinin altında ise
x: If Motor is lower than foot mounting plane
x: Wenn der Motor unter der Fußmontageebene ist

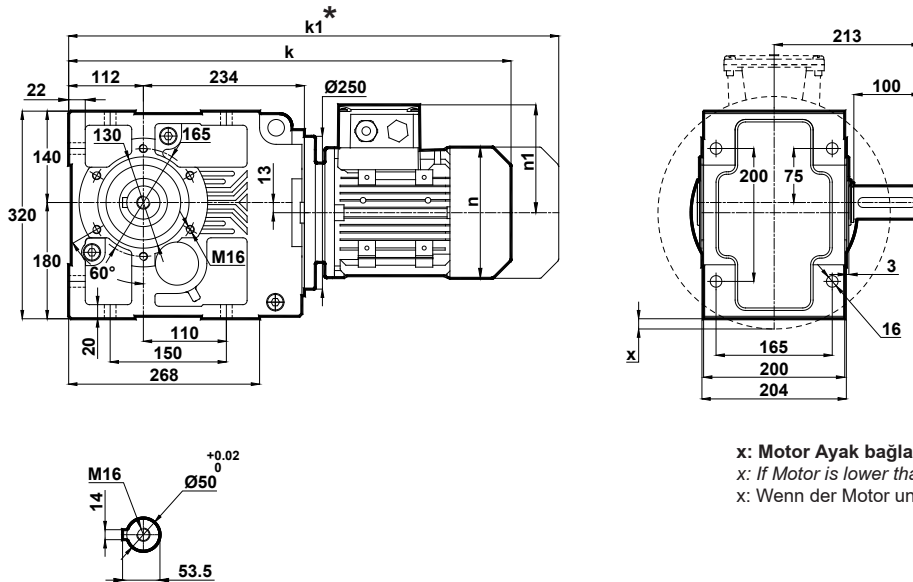
Klemens Pozisyonları
Terminal Box Positions
Klemmenkasten Positionen



80-90-100-112-132-160-180
Tip / Type / Typ

| | 80 | 90S | 90L | 100L | 112M | 132S | 132M | 160M | 160L | 180M | 180L |
|----|-------|-------|-------|-------|-------|-------|-------|--------|--------|-------|-------|
| k | 586.5 | 625.5 | 625.5 | 670.5 | 694.5 | 779.5 | 779.5 | 875.5 | 875.5 | 947.5 | 947.5 |
| k1 | 679.5 | 729 | 729 | 779 | 799 | 909.5 | 909.5 | 1023.5 | 1023.5 | 1106 | 1106 |
| n | 155 | 176 | 176 | 193 | 215 | 257 | 257 | 316 | 316 | 354 | 354 |
| n1 | 121 | 133 | 133 | 147 | 158 | 179 | 179 | 224 | 224 | 240 | 240 |
| x | - | - | - | - | - | - | - | - | - | 6.5 | 6.5 |


KR473.01



x: Motor Ayak bağlantı yüzeyinin altında ise
x: If Motor is lower than foot mounting plane
x: Wenn der Motor unter der Fußmontageebene ist

| | 80 | 90S | 90L | 100L | 112M | 132S | 132M | 160M | 160L | 180M | 180L |
|----|-------|-------|-------|-------|-------|-------|-------|--------|--------|-------|-------|
| k | 586.5 | 625.5 | 625.5 | 670.5 | 694.5 | 779.5 | 779.5 | 875.5 | 875.5 | 947.5 | 947.5 |
| k1 | 679.5 | 729 | 729 | 779 | 799 | 909.5 | 909.5 | 1023.5 | 1023.5 | 1106 | 1106 |
| n | 155 | 176 | 176 | 193 | 215 | 257 | 257 | 316 | 316 | 354 | 354 |
| n1 | 121 | 133 | 133 | 147 | 158 | 179 | 179 | 224 | 224 | 240 | 240 |
| x | - | - | - | - | - | - | - | - | - | 6.5 | 6.5 |

* "k1" Ölçüsü frenli redüktörlere aittir.
Dimension "k1" is for motors with brake.
Maße "k1" ist für Bremsenmotoren.



Ölçü Sayfaları

Dimension Pages

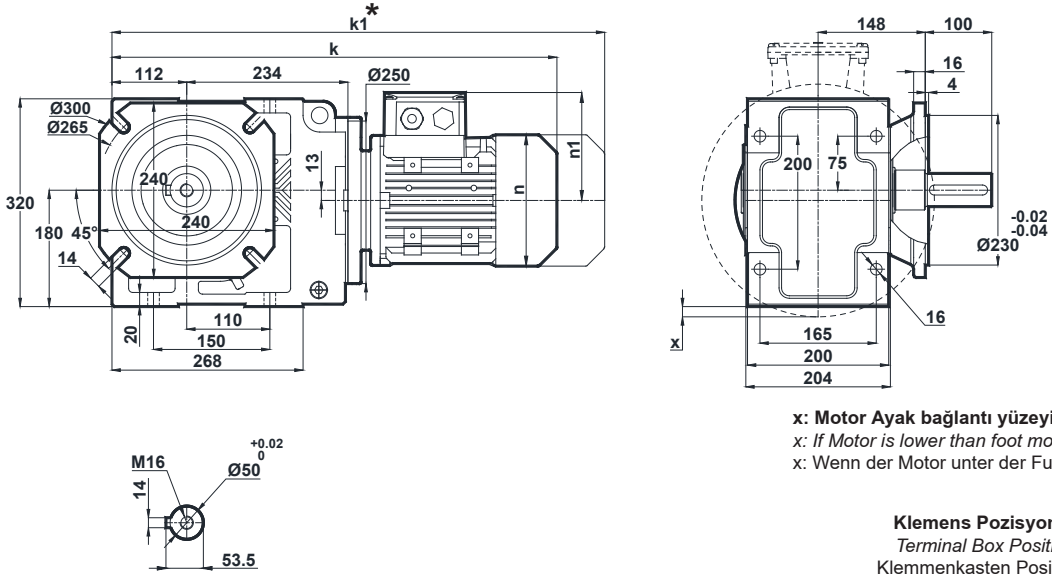
Abmessungsseiten



Kalasanati.com

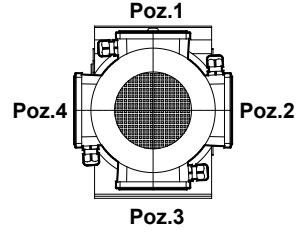
-Mil ucu çektirme deliği DIN 332 sayfa 2 / Tapped center hole to DIN 332, sheet 2 / Zentrierung mit Gewinde DIN 332, Blatt 2

KR473.02



x: Motor Ayak bağlantı yüzeyinin altında ise
x: If Motor is lower than foot mounting plane
x: Wenn der Motor unter der Fußmontageebene ist

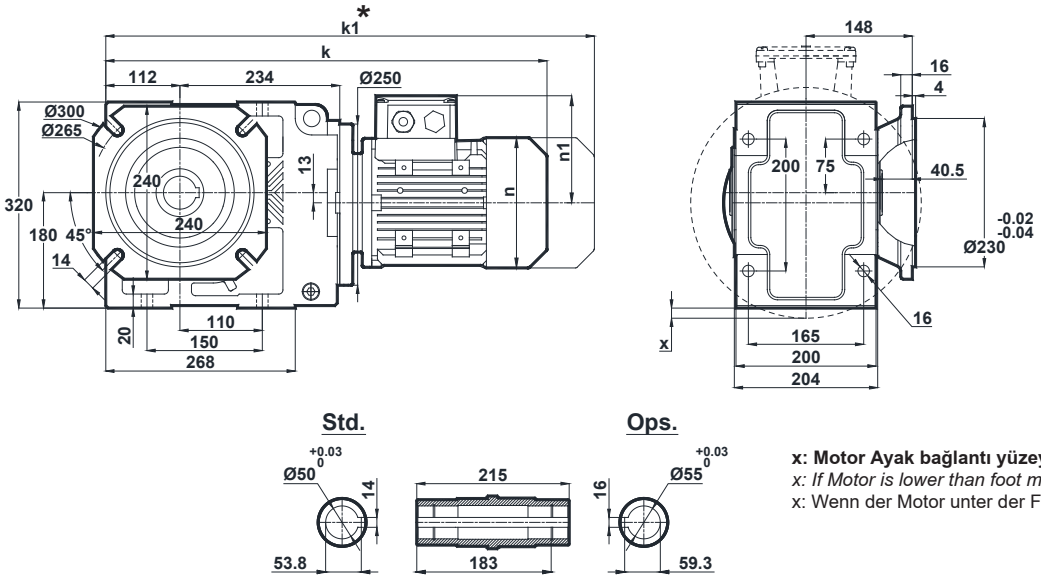
Klemens Pozisyonları
Terminal Box Positions
Klemmenkasten Positionen



80-90-100-112-132-160-180
Tip / Type / Typ

| | 80 | 90S | 90L | 100L | 112M | 132S | 132M | 160M | 160L | 180M | 180L |
|----|-------|-------|-------|-------|-------|-------|-------|--------|--------|-------|-------|
| k | 586.5 | 625.5 | 625.5 | 670.5 | 694.5 | 779.5 | 779.5 | 875.5 | 875.5 | 947.5 | 947.5 |
| k1 | 679.5 | 729 | 729 | 779 | 799 | 909.5 | 909.5 | 1023.5 | 1023.5 | 1106 | 1106 |
| n | 155 | 176 | 176 | 193 | 215 | 257 | 257 | 316 | 316 | 354 | 354 |
| n1 | 121 | 133 | 133 | 147 | 158 | 179 | 179 | 224 | 224 | 240 | 240 |
| x | - | - | - | - | - | - | - | - | - | 6.5 | 6.5 |


KR473.03



x: Motor Ayak bağlantı yüzeyinin altında ise
x: If Motor is lower than foot mounting plane
x: Wenn der Motor unter der Fußmontageebene ist

| | 80 | 90S | 90L | 100L | 112M | 132S | 132M | 160M | 160L | 180M | 180L |
|----|-------|-------|-------|-------|-------|-------|-------|--------|--------|-------|-------|
| k | 586.5 | 625.5 | 625.5 | 670.5 | 694.5 | 779.5 | 779.5 | 875.5 | 875.5 | 947.5 | 947.5 |
| k1 | 679.5 | 729 | 729 | 779 | 799 | 909.5 | 909.5 | 1023.5 | 1023.5 | 1106 | 1106 |
| n | 155 | 176 | 176 | 193 | 215 | 257 | 257 | 316 | 316 | 354 | 354 |
| n1 | 121 | 133 | 133 | 147 | 158 | 179 | 179 | 224 | 224 | 240 | 240 |
| x | - | - | - | - | - | - | - | - | - | 6.5 | 6.5 |

* "k1" Ölçüsü frenli redüktörlere aittir.
Dimension "k1" is for motors with brake.
Maße "k1" ist für Bremsenmotoren.



Ölçü Sayfaları

Dimension Pages

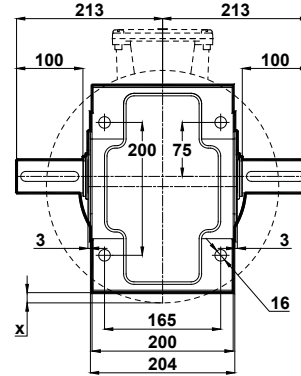
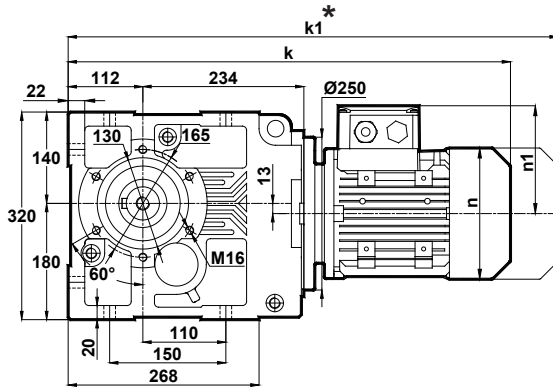
Abmessungsseiten



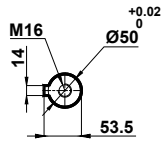
-Mil ucu çektirme deliği DIN 332 sayfa 2 / Tapped center hole to DIN 332, sheet 2 / Zentrierung mit Gewinde DIN 332, Blatt 2

Kalasanati.com

KR473.04

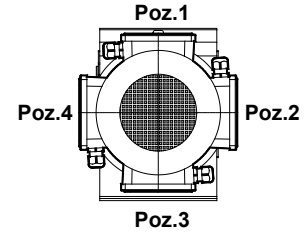


x: Motor Ayak bağlantı yüzeyinin altında ise
x: If Motor is lower than foot mounting plane
x: Wenn der Motor unter der Fußmontageebene ist



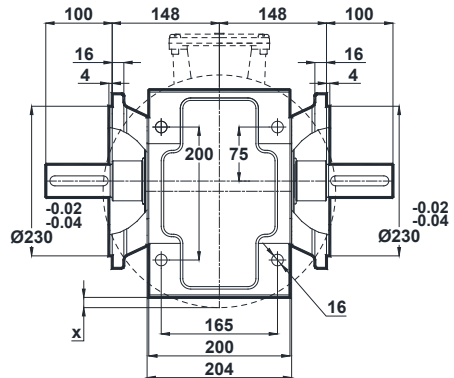
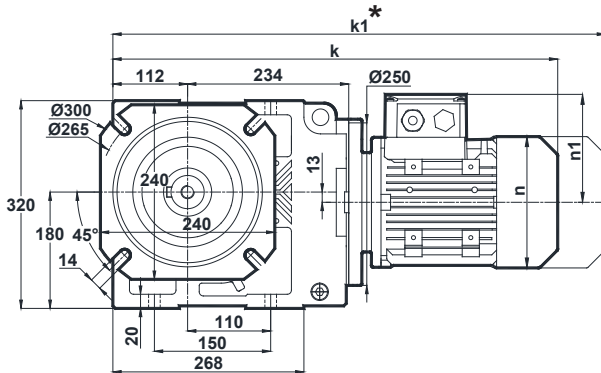
Klemens Pozisyonları
Terminal Box Positions
Klemmenkasten Positionen

| | 80 | 90S | 90L | 100L | 112M | 132S | 132M | 160M | 160L | 180M | 180L |
|----|-------|-------|-------|-------|-------|-------|-------|--------|--------|-------|-------|
| k | 586.5 | 625.5 | 625.5 | 670.5 | 694.5 | 779.5 | 779.5 | 875.5 | 875.5 | 947.5 | 947.5 |
| k1 | 679.5 | 729 | 729 | 779 | 799 | 909.5 | 909.5 | 1023.5 | 1023.5 | 1106 | 1106 |
| n | 155 | 176 | 176 | 193 | 215 | 257 | 257 | 316 | 316 | 354 | 354 |
| n1 | 121 | 133 | 133 | 147 | 158 | 179 | 179 | 224 | 224 | 240 | 240 |
| x | - | - | - | - | - | - | - | - | - | 6.5 | 6.5 |

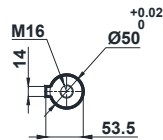


80-90-100-112-132-160-180
Tip / Type / Typ

KR473.05




x: Motor Ayak bağlantı yüzeyinin altında ise
x: If Motor is lower than foot mounting plane
x: Wenn der Motor unter der Fußmontageebene ist



| | 80 | 90S | 90L | 100L | 112M | 132S | 132M | 160M | 160L | 180M | 180L |
|----|-------|-------|-------|-------|-------|-------|-------|--------|--------|-------|-------|
| k | 586.5 | 625.5 | 625.5 | 670.5 | 694.5 | 779.5 | 779.5 | 875.5 | 875.5 | 947.5 | 947.5 |
| k1 | 679.5 | 729 | 729 | 779 | 799 | 909.5 | 909.5 | 1023.5 | 1023.5 | 1106 | 1106 |
| n | 155 | 176 | 176 | 193 | 215 | 257 | 257 | 316 | 316 | 354 | 354 |
| n1 | 121 | 133 | 133 | 147 | 158 | 179 | 179 | 224 | 224 | 240 | 240 |
| x | - | - | - | - | - | - | - | - | - | 6.5 | 6.5 |

* "k1" Ölçüsü frenli redüktörlere aittir.
Dimension "k1" is for motors with brake.
Maße "k1" ist für Bremsenmotoren.



Ölçü Sayfaları

Dimension Pages

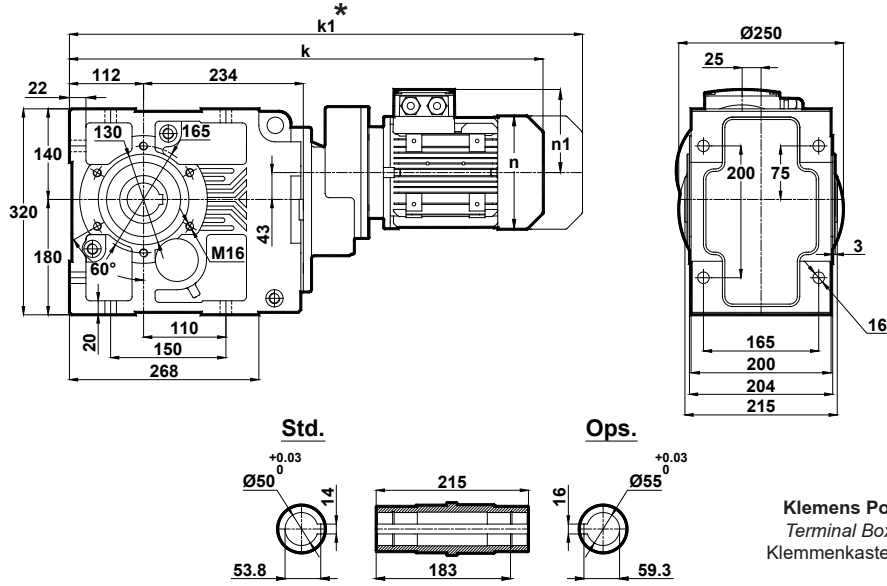
Abmessungsseiten



Kalasanati.com

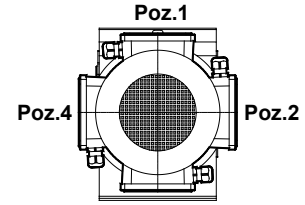
-Mil ucu çekirme deliği DIN 332 sayfa 2 / Tapped center hole to DIN 332, sheet 2 / Zentrierung mit Gewinde DIN 332, Blatt 2

KR474.00



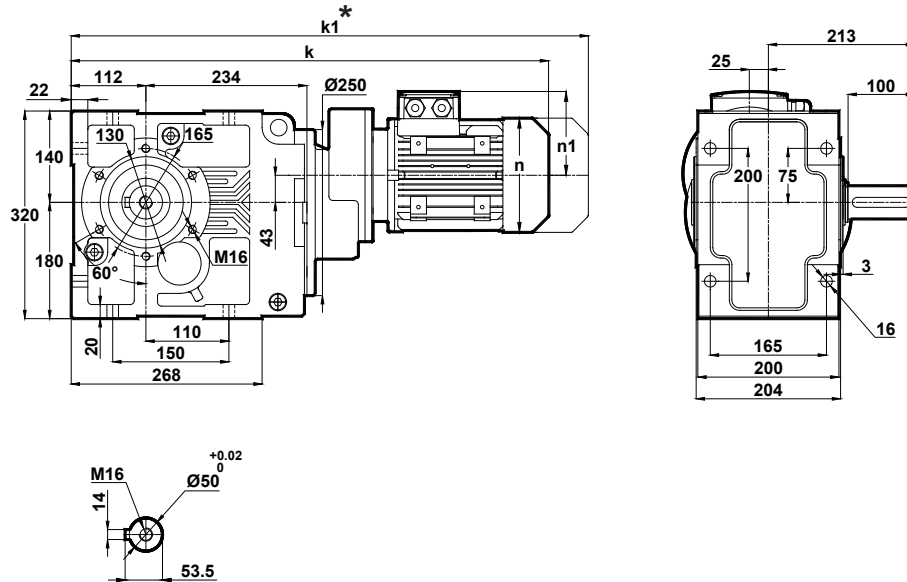
Klemens Pozisyonları
Terminal Box Positions
Klemmenkasten Positionen

| | 71 | 80 |
|----|-----|-----|
| k | 646 | 680 |
| k1 | 737 | 773 |
| n | 137 | 155 |
| n1 | 112 | 121 |




Poz.3
71-80
Tip / Type / Typ

KR474.01



| | 71 | 80 |
|----|-----|-----|
| k | 646 | 680 |
| k1 | 737 | 773 |
| n | 137 | 155 |
| n1 | 112 | 121 |

* "k1" Ölçüsü frenli redüktörlere aittir.
Dimension "k1" is for motors with brake.
Maße "k1" ist für Bremsenmotoren.



Ölçü Sayfaları

Dimension Pages

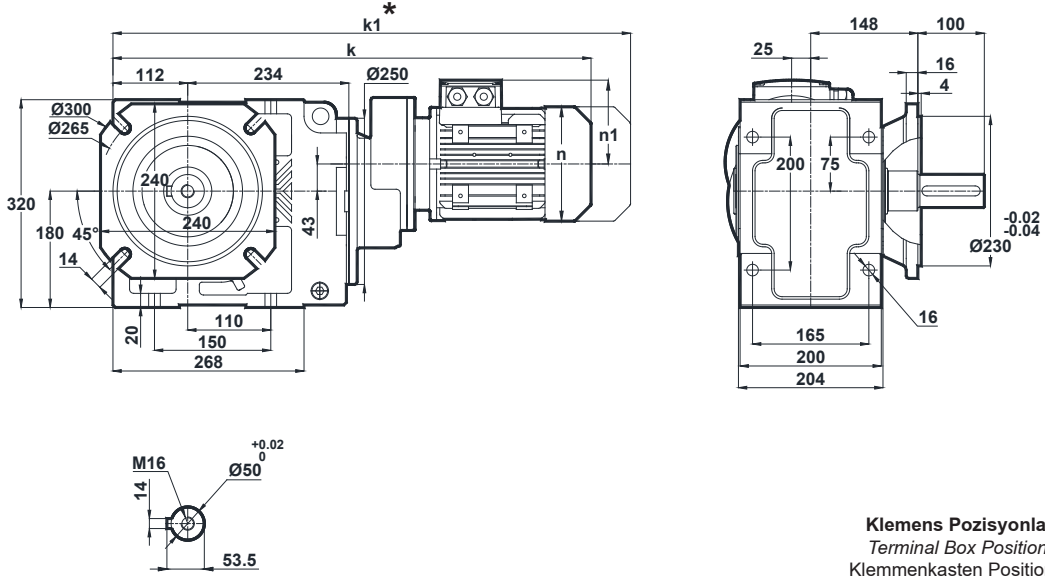
Abmessungsseiten



Kalasanati.com

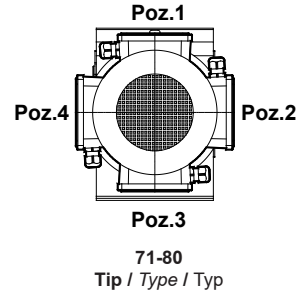
-Mil ucu çektirme deliği DIN 332 sayfa 2 / Tapped center hole to DIN 332, sheet 2 / Zentrierung mit Gewinde DIN 332, Blatt 2

KR474.02

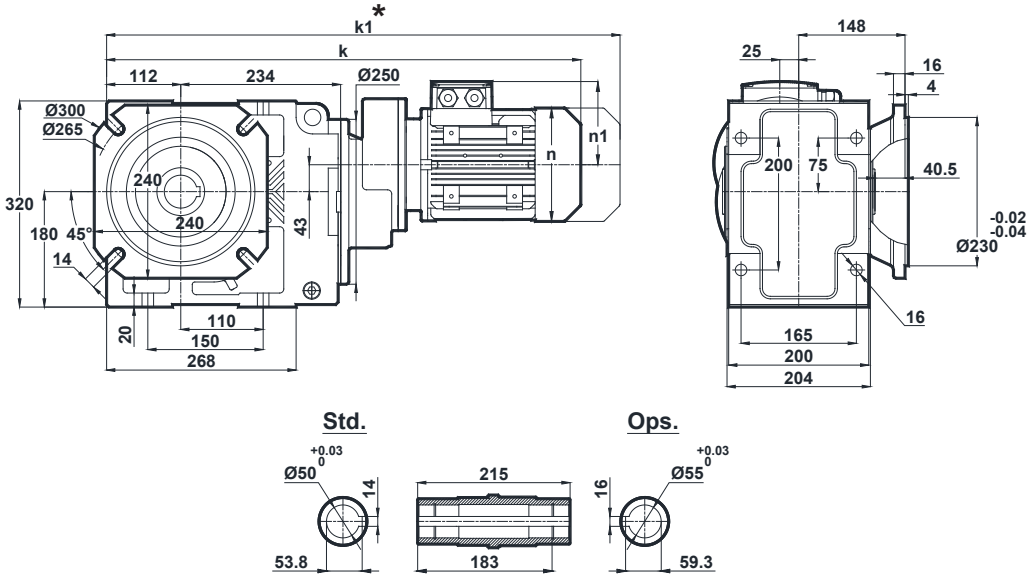


| | 71 | 80 |
|----|-----|-----|
| k | 646 | 680 |
| k1 | 737 | 773 |
| n | 137 | 155 |
| n1 | 112 | 121 |

Klemens Pozisyonları
Terminal Box Positions
Klemmenkasten Positionen




KR474.03



| | 71 | 80 |
|----|-----|-----|
| k | 646 | 680 |
| k1 | 737 | 773 |
| n | 137 | 155 |
| n1 | 112 | 121 |

* "k1" Ölçüsü frenli redüktörlere aittir.
Dimension "k1" is for motors with brake.
Maße "k1" ist für Bremsenmotoren.



Ölçü Sayfaları

Dimension Pages

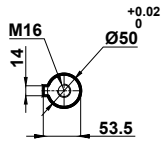
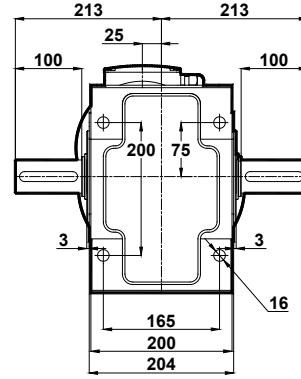
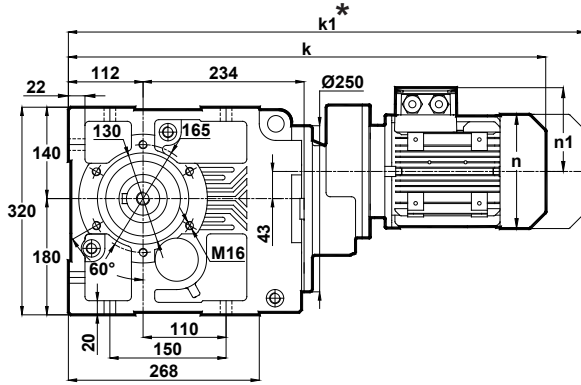
Abmessungsseiten



Kalasanati.com

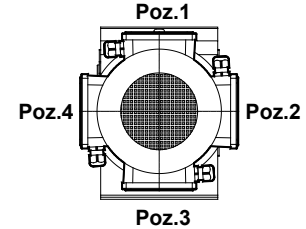
-Mil ucu çektirme deliği DIN 332 sayfa 2 / Tapped center hole to DIN 332, sheet 2 / Zentrierung mit Gewinde DIN 332, Blatt 2

KR474.04



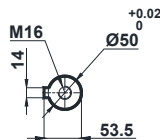
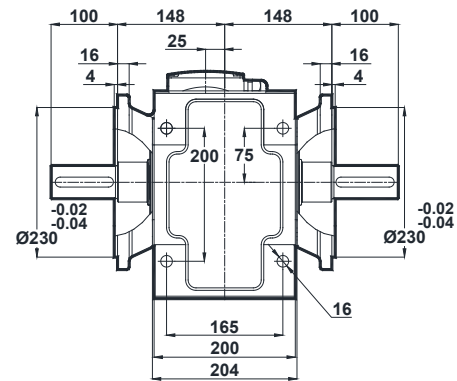
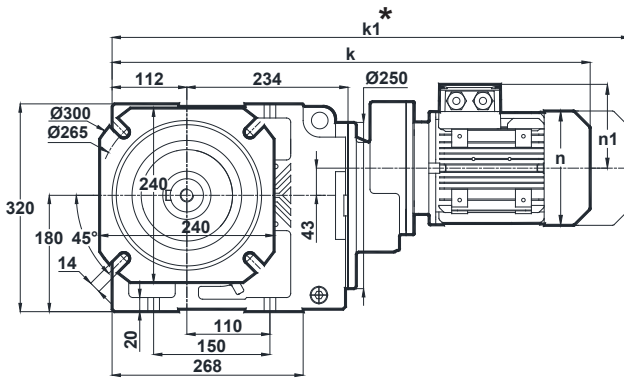
Klemens Pozisyonları
Terminal Box Positions
Klemmenkasten Positionen

| | 71 | 80 |
|----|-----|-----|
| k | 646 | 680 |
| k1 | 737 | 773 |
| n | 137 | 155 |
| n1 | 112 | 121 |




71-80
Tip / Type / Typ

KR474.05



| | 71 | 80 |
|----|-----|-----|
| k | 646 | 680 |
| k1 | 737 | 773 |
| n | 137 | 155 |
| n1 | 112 | 121 |

* " k1 " Ölçüsü frenli redüktörlere aittir.
Dimension " k1 " is for motors with brake.
Maße " k1 " ist für Bremsenmotoren.



Ölçü Sayfaları

Dimension Pages

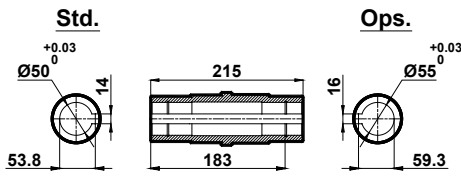
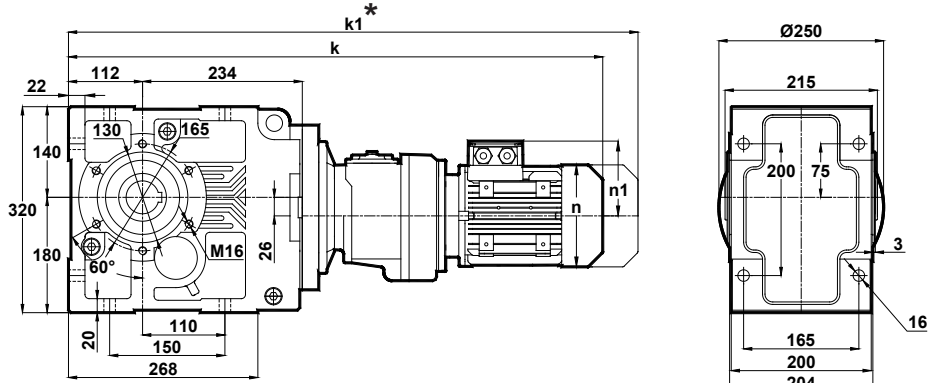
Abmessungsseiten



Kalasanati.com

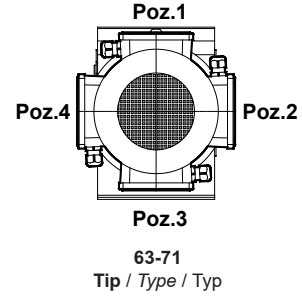
-Mil ucu çektirme deliği DIN 332 sayfa 2 / Tapped center hole to DIN 332, sheet 2 / Zentrierung mit Gewinde DIN 332, Blatt 2

KR475.00
KR476.00

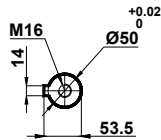
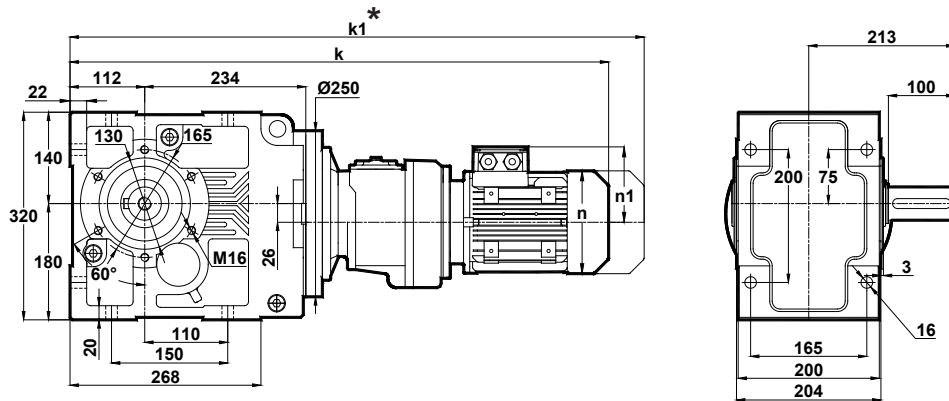


Klemens Pozisyonları
Terminal Box Positions
Klemmenkasten Positionen

| | 63 | 71 |
|----|-----|-----|
| k | 749 | 776 |
| k1 | 810 | 867 |
| n | 121 | 137 |
| n1 | 97 | 112 |




KR475.01
KR476.01



| | 63 | 71 |
|----|-----|-----|
| k | 749 | 776 |
| k1 | 810 | 867 |
| n | 121 | 137 |
| n1 | 97 | 112 |

* " k1 " Ölçüsü frenli redüktörlere aittir.
Dimension " k1 " is for motors with brake.
Maße " k1 " ist für Bremsenmotoren.



Ölçü Sayfaları

Dimension Pages

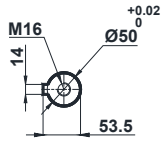
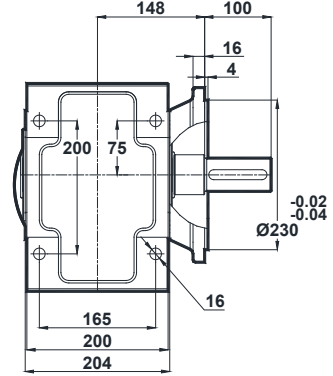
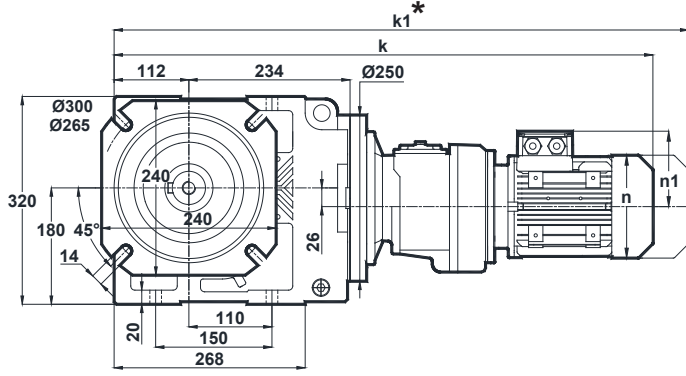
Abmessungsseiten



Kalasanati.com

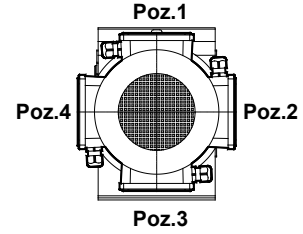
-Mil ucu çektirme deliği DIN 332 sayfa 2 / Tapped center hole to DIN 332, sheet 2 / Zentrierung mit Gewinde DIN 332, Blatt 2

KR475.02
KR476.02



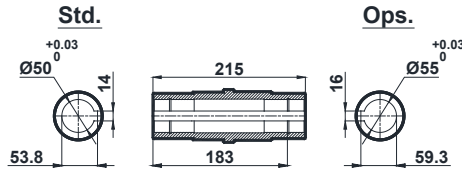
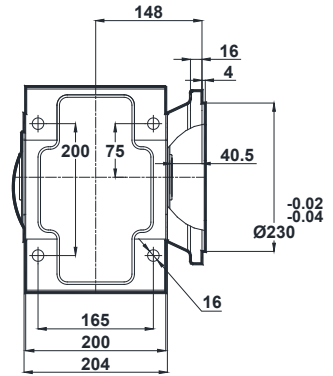
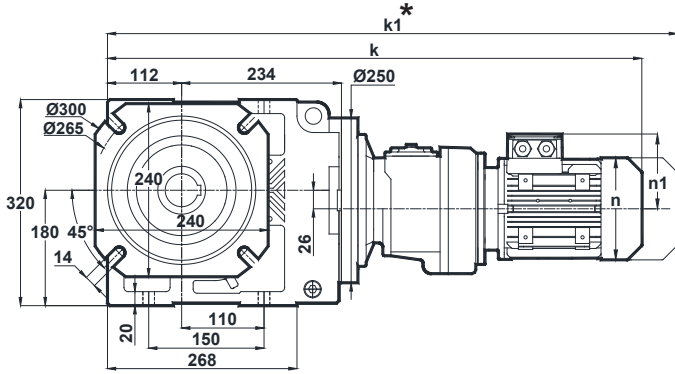
| | 63 | 71 |
|----|-----|-----|
| k | 749 | 776 |
| k1 | 810 | 867 |
| n | 121 | 137 |
| n1 | 97 | 112 |

Klemens Pozisyonları
Terminal Box Positions
Klemmenkasten Positionen




63-71
Tip / Type / Typ

KR475.03
KR476.03



| | 63 | 71 |
|----|-----|-----|
| k | 749 | 776 |
| k1 | 810 | 867 |
| n | 121 | 137 |
| n1 | 97 | 112 |

* " k1 " Ölçüsü frenli redüktörlere aittir.
Dimension " k1 " is for motors with brake.
Maße " k1 " ist für Bremsenmotoren.



Ölçü Sayfaları

Dimension Pages

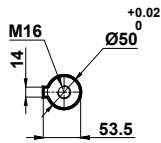
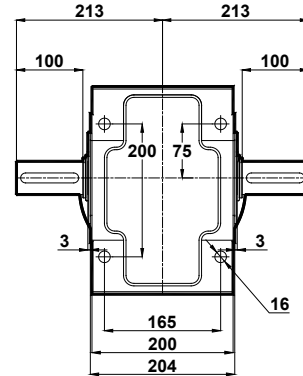
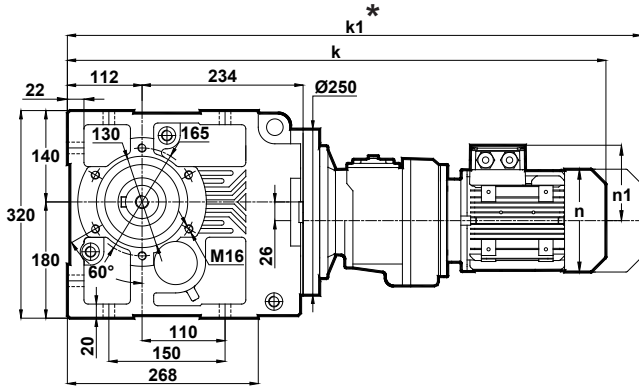
Abmessungsseiten



-Mil ucu çektirme deliği DIN 332 sayfa 2 / Tapped center hole to DIN 332, sheet 2 / Zentrierung mit Gewinde DIN 332, Blatt 2

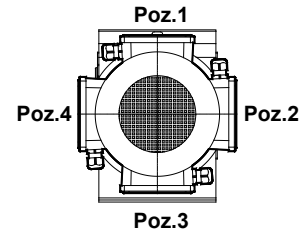
Kalasanati.com

KR475.04
KR476.04



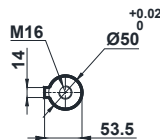
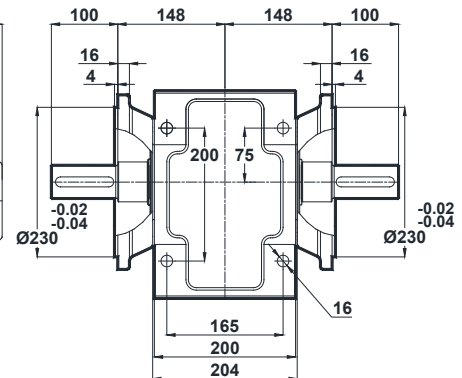
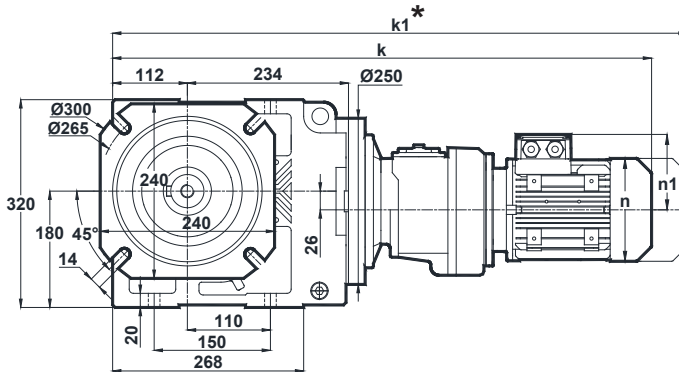
| | 63 | 71 |
|----|-----|-----|
| k | 749 | 776 |
| k1 | 810 | 867 |
| n | 121 | 137 |
| n1 | 97 | 112 |

Klemens Pozisyonları
Terminal Box Positions
Klemmenkasten Positionen




63-71
Tip / Type / Typ

KR475.05
KR476.05



| | 63 | 71 |
|----|-----|-----|
| k | 749 | 776 |
| k1 | 810 | 867 |
| n | 121 | 137 |
| n1 | 97 | 112 |

* "k1" Ölçüsü frenli redüktörlere aittir.
Dimension "k1" is for motors with brake.
Maße "k1" ist für Bremsenmotoren.



Ölçü Sayfaları

Dimension Pages

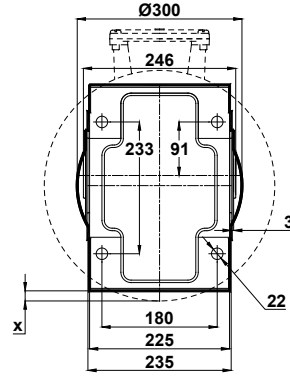
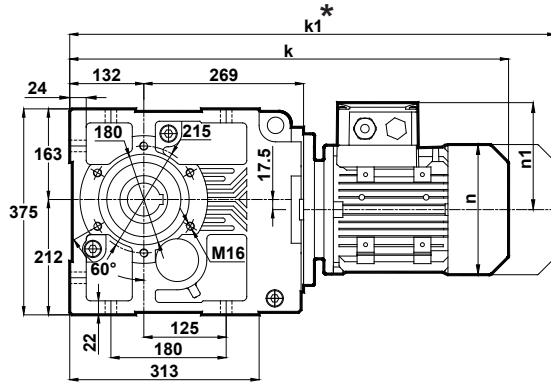
Abmessungsseiten



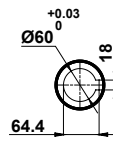
Kalasanati.com

-Mil ucu çektirme deliği DIN 332 sayfa 2 / Tapped center hole to DIN 332, sheet 2 / Zentrierung mit Gewinde DIN 332, Blatt 2

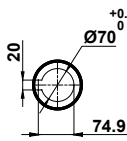
KR573.00



Std.



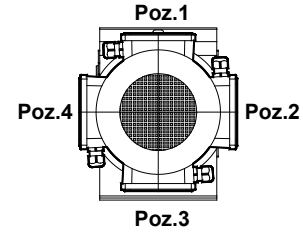
Ops.



x: Motor Ayak bağlantı yüzeyinin altında ise
x: If Motor is lower than foot mounting plane
x: Wenn der Motor unter der Fußmontageebene ist

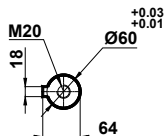
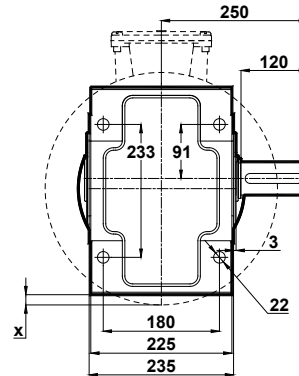
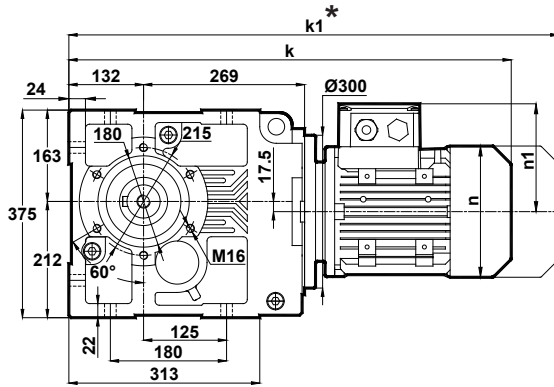
Klemens Pozisyonları
Terminal Box Positions
Klemmenkasten Positionen

| | 100L | 112M | 132S | 132M | 160M | 160L | 180M | 180L |
|----|-------|-------|-------|-------|--------|--------|-------|-------|
| k | 719 | 743 | 829.5 | 829.5 | 925.5 | 925.5 | 997.5 | 997.5 |
| k1 | 827.5 | 847.5 | 959.5 | 959.5 | 1073.5 | 1073.5 | 1156 | 1156 |
| n | 193 | 215 | 257 | 257 | 316 | 316 | 354 | 354 |
| n1 | 147 | 158 | 179 | 179 | 224 | 224 | 240 | 240 |
| x | - | - | - | - | - | - | - | - |



Poz.3
100-112-132-160-180
Tip / Type / Typ


KR573.01



x: Motor Ayak bağlantı yüzeyinin altında ise
x: If Motor is lower than foot mounting plane
x: Wenn der Motor unter der Fußmontageebene ist

| | 100L | 112M | 132S | 132M | 160M | 160L | 180M | 180L |
|----|-------|-------|-------|-------|--------|--------|-------|-------|
| k | 719 | 743 | 829.5 | 829.5 | 925.5 | 925.5 | 997.5 | 997.5 |
| k1 | 827.5 | 847.5 | 959.5 | 959.5 | 1073.5 | 1073.5 | 1156 | 1156 |
| n | 193 | 215 | 257 | 257 | 316 | 316 | 354 | 354 |
| n1 | 147 | 158 | 179 | 179 | 224 | 224 | 240 | 240 |
| x | - | - | - | - | - | - | - | - |

* "k1" Ölçüsü frenli redüktörlere aittir.
Dimension "k1" is for motors with brake.
Maße "k1" ist für Bremsenmotoren.



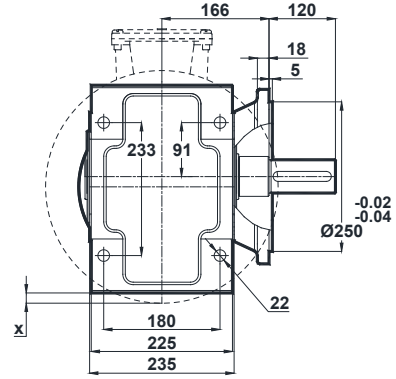
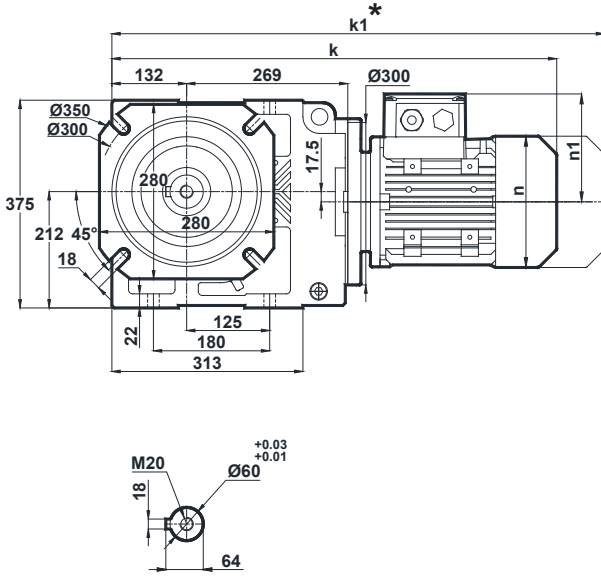
Ölçü Sayfaları Dimension Pages Abmessungsseiten



Kalasanati.com

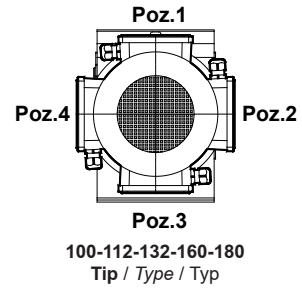
-Mil ucu çektirme deliği DIN 332 sayfa 2 / Tapped center hole to DIN 332, sheet 2 / Zentrierung mit Gewinde DIN 332, Blatt 2

KR573.02



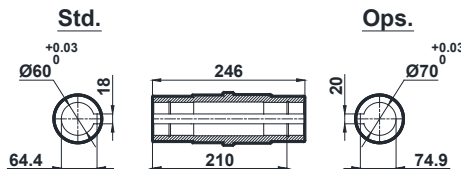
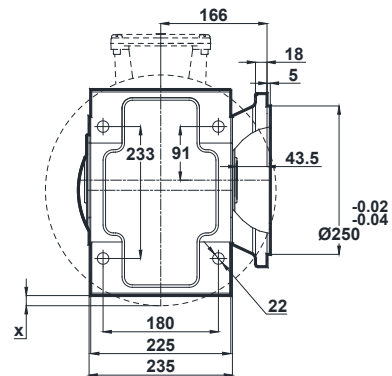
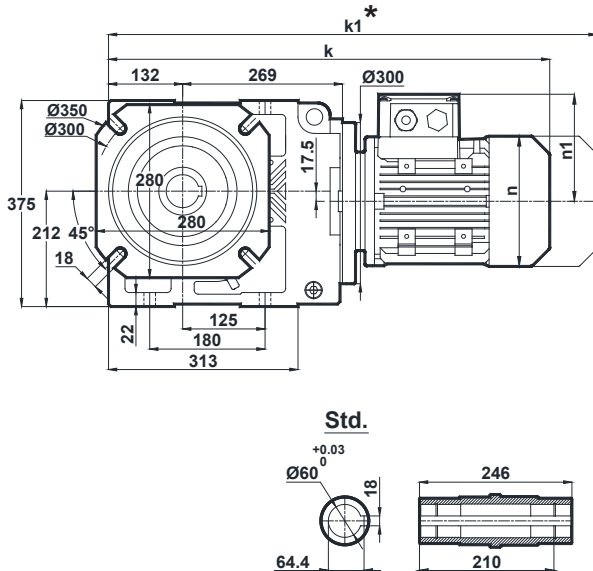
x: Motor Ayak bağlantı yüzeyinin altında ise
x: If Motor is lower than foot mounting plane
x: Wenn der Motor unter der Fußmontageebene ist

Klemens Pozisyonları
Terminal Box Positions
Klemmenkasten Positionen



| | 100L | 112M | 132S | 132M | 160M | 160L | 180M | 180L |
|----|-------|-------|-------|-------|--------|--------|-------|-------|
| k | 719 | 743 | 829.5 | 829.5 | 925.5 | 925.5 | 997.5 | 997.5 |
| k1 | 827.5 | 847.5 | 959.5 | 959.5 | 1073.5 | 1073.5 | 1156 | 1156 |
| n | 193 | 215 | 257 | 257 | 316 | 316 | 354 | 354 |
| n1 | 147 | 158 | 179 | 179 | 224 | 224 | 240 | 240 |
| x | - | - | - | - | - | - | - | - |


KR573.03



x: Motor Ayak bağlantı yüzeyinin altında ise
x: If Motor is lower than foot mounting plane
x: Wenn der Motor unter der Fußmontageebene ist

| | 100L | 112M | 132S | 132M | 160M | 160L | 180M | 180L |
|----|-------|-------|-------|-------|--------|--------|-------|-------|
| k | 719 | 743 | 829.5 | 829.5 | 925.5 | 925.5 | 997.5 | 997.5 |
| k1 | 827.5 | 847.5 | 959.5 | 959.5 | 1073.5 | 1073.5 | 1156 | 1156 |
| n | 193 | 215 | 257 | 257 | 316 | 316 | 354 | 354 |
| n1 | 147 | 158 | 179 | 179 | 224 | 224 | 240 | 240 |
| x | - | - | - | - | - | - | - | - |

* "k1" Ölçüsü frenli redüktörlere aittir.
Dimension "k1" is for motors with brake.
Maße "k1" ist für Bremsenmotoren.



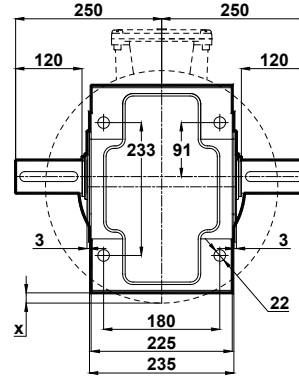
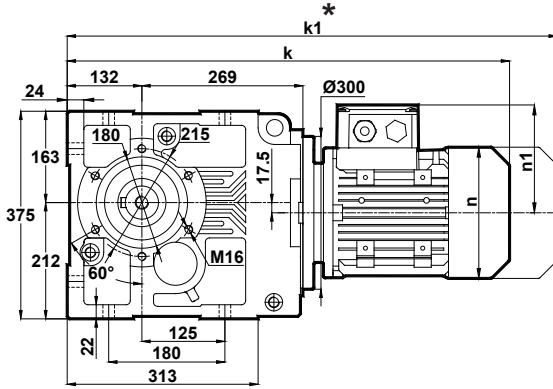
Ölçü Sayfaları Dimension Pages Abmessungsseiten



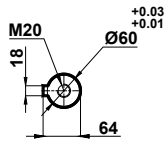
Kalasanati.com

-Mil ucu çekirme deliği DIN 332 sayfa 2 / Tapped center hole to DIN 332, sheet 2 / Zentrierung mit Gewinde DIN 332, Blatt 2

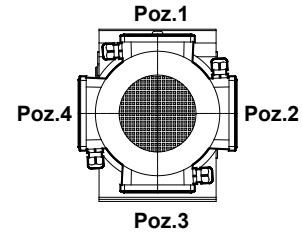
KR573.04



x: Motor Ayak bağlantı yüzeyinin altında ise
x: If Motor is lower than foot mounting plane
x: Wenn der Motor unter der Fußmontageebene ist



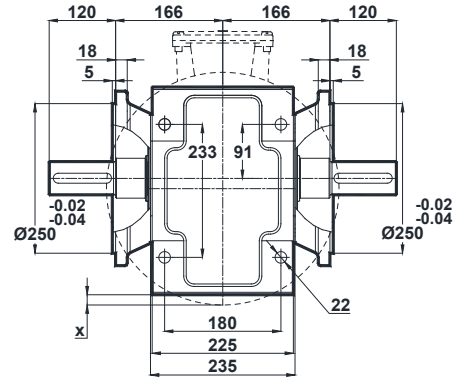
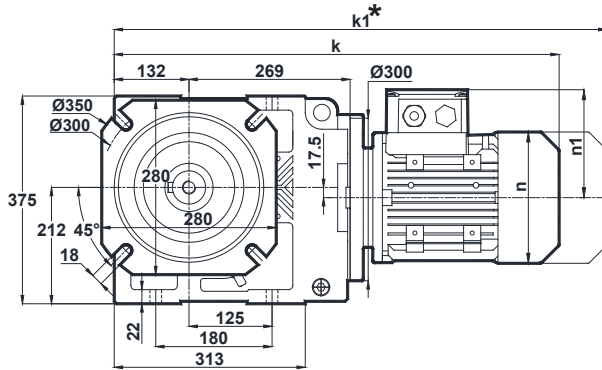
Klemens Pozisyonları
Terminal Box Positions
Klemmenkasten Positionen



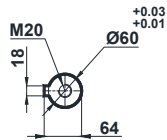
100-112-132-160-180
Tip / Type / Typ

| | 100L | 112M | 132S | 132M | 160M | 160L | 180M | 180L |
|----|-------|-------|-------|-------|--------|--------|-------|-------|
| k | 719 | 743 | 829.5 | 829.5 | 925.5 | 925.5 | 997.5 | 997.5 |
| k1 | 827.5 | 847.5 | 959.5 | 959.5 | 1073.5 | 1073.5 | 1156 | 1156 |
| n | 193 | 215 | 257 | 257 | 316 | 316 | 354 | 354 |
| n1 | 147 | 158 | 179 | 179 | 224 | 224 | 240 | 240 |
| x | - | - | - | - | - | - | - | - |

KR573.05




x: Motor Ayak bağlantı yüzeyinin altında ise
x: If Motor is lower than foot mounting plane
x: Wenn der Motor unter der Fußmontageebene ist



| | 100L | 112M | 132S | 132M | 160M | 160L | 180M | 180L |
|----|-------|-------|-------|-------|--------|--------|-------|-------|
| k | 719 | 743 | 829.5 | 829.5 | 925.5 | 925.5 | 997.5 | 997.5 |
| k1 | 827.5 | 847.5 | 959.5 | 959.5 | 1073.5 | 1073.5 | 1156 | 1156 |
| n | 193 | 215 | 257 | 257 | 316 | 316 | 354 | 354 |
| n1 | 147 | 158 | 179 | 179 | 224 | 224 | 240 | 240 |
| x | - | - | - | - | - | - | - | - |

* "k1" Ölçüsü frenli redüktörlere aittir.
Dimension "k1" is for motors with brake.
Maße "k1" ist für Bremsenmotoren.



Ölçü Sayfaları

Dimension Pages

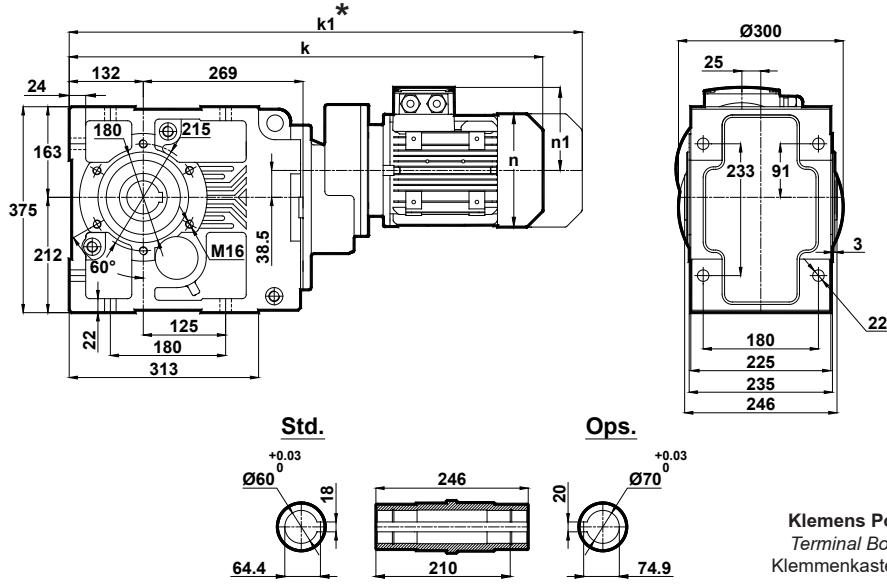
Abmessungsseiten



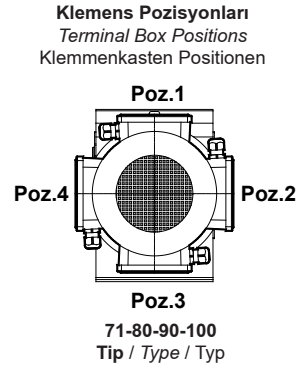
Kalasanati.com

-Mil ucu çektirme deliği DIN 332 sayfa 2 / Tapped center hole to DIN 332, sheet 2 / Zentrierung mit Gewinde DIN 332, Blatt 2

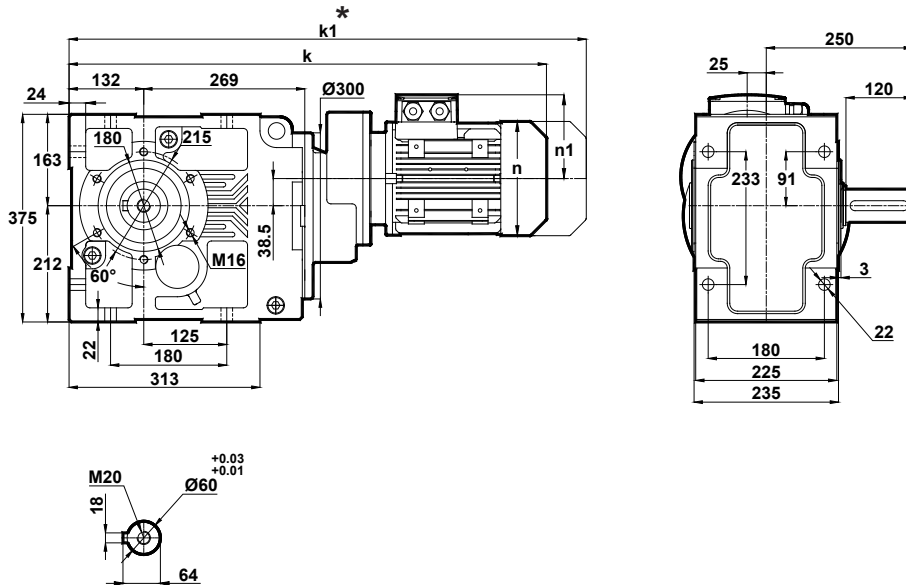
KR574.00



| | 71 | 80 | 90S | 90L | 100L |
|----|-----|-----|-------|-------|-------|
| k | 699 | 733 | 772 | 772 | 820 |
| k1 | 790 | 826 | 875.5 | 875.5 | 928.5 |
| n | 137 | 155 | 176 | 176 | 193 |
| n1 | 112 | 121 | 133 | 133 | 147 |




KR574.01



| | 71 | 80 | 90S | 90L | 100L |
|----|-----|-----|-------|-------|-------|
| k | 699 | 733 | 772 | 772 | 820 |
| k1 | 790 | 826 | 875.5 | 875.5 | 928.5 |
| n | 137 | 155 | 176 | 176 | 193 |
| n1 | 112 | 121 | 133 | 133 | 147 |

* "k1" Ölçüsü frenli redüktörlere aittir.
Dimension "k1" is for motors with brake.
Maße "k1" ist für Bremsenmotoren.



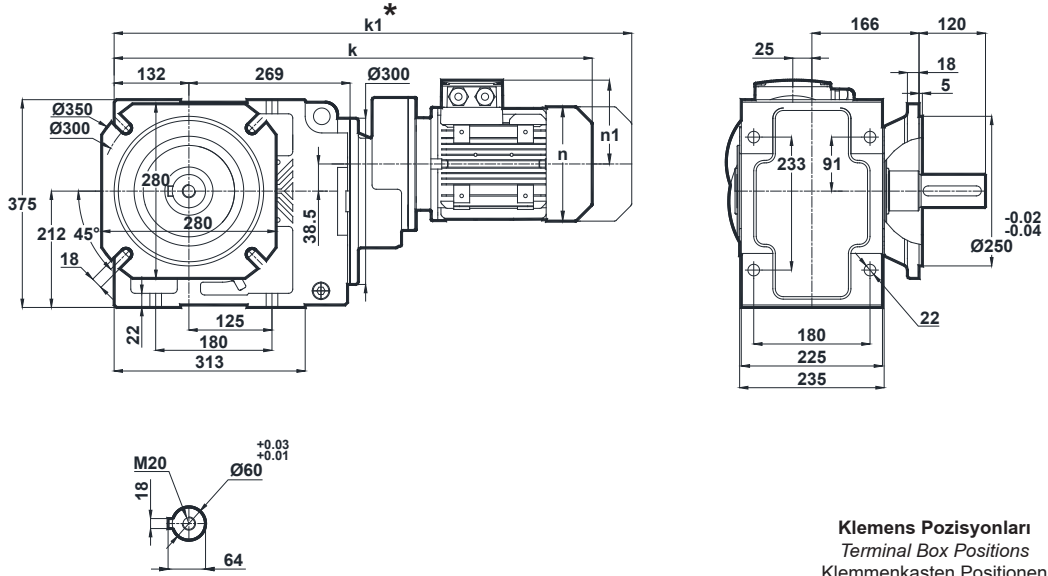
Ölçü Sayfaları Dimension Pages Abmessungsseiten



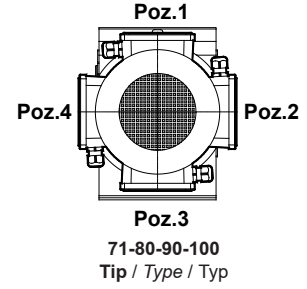
Kalasanati.com

-Mil ucu çektirme deliği DIN 332 sayfa 2 / Tapped center hole to DIN 332, sheet 2 / Zentrierung mit Gewinde DIN 332, Blatt 2

KR574.02

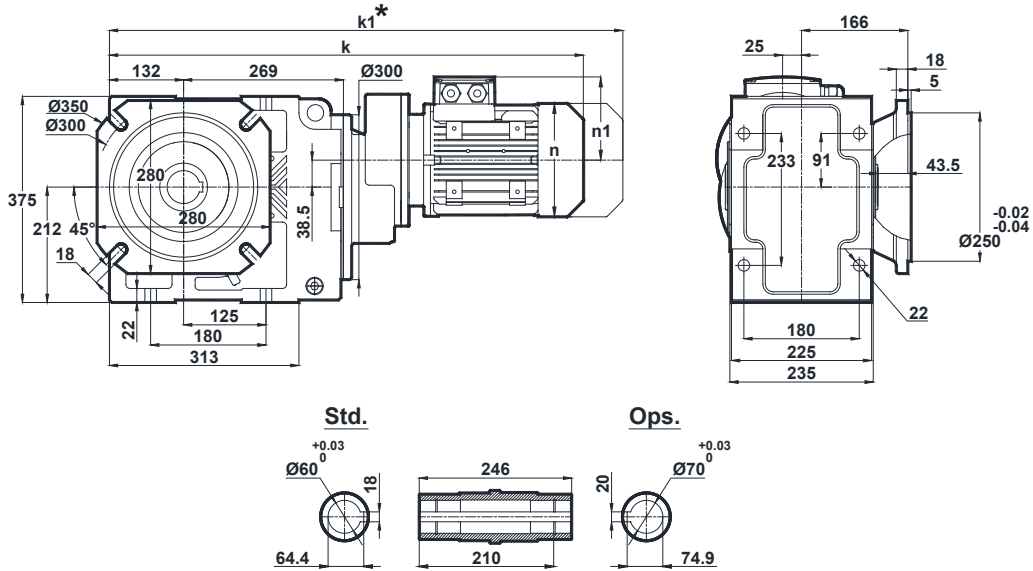


Klemens Pozisyonları
Terminal Box Positions
Klemmenkasten Positionen

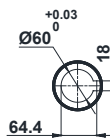


| | 71 | 80 | 90S | 90L | 100L |
|----|-----|-----|-------|-------|-------|
| k | 699 | 733 | 772 | 772 | 820 |
| k1 | 790 | 826 | 875.5 | 875.5 | 928.5 |
| n | 137 | 155 | 176 | 176 | 193 |
| n1 | 112 | 121 | 133 | 133 | 147 |

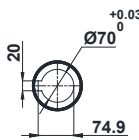
KR574.03



Std.




Ops.



| | 71 | 80 | 90S | 90L | 100L |
|----|-----|-----|-------|-------|-------|
| k | 699 | 733 | 772 | 772 | 820 |
| k1 | 790 | 826 | 875.5 | 875.5 | 928.5 |
| n | 137 | 155 | 176 | 176 | 193 |
| n1 | 112 | 121 | 133 | 133 | 147 |

* "k1" Ölçüsü frenli redüktörlere aittir.
Dimension "k1" is for motors with brake.
Maße "k1" ist für Bremsenmotoren.



Ölçü Sayfaları

Dimension Pages

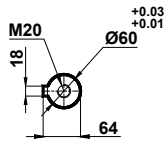
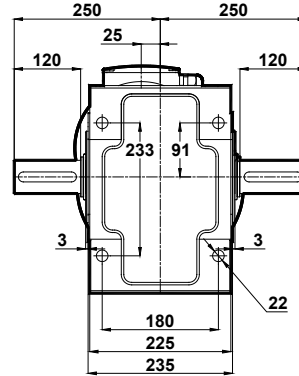
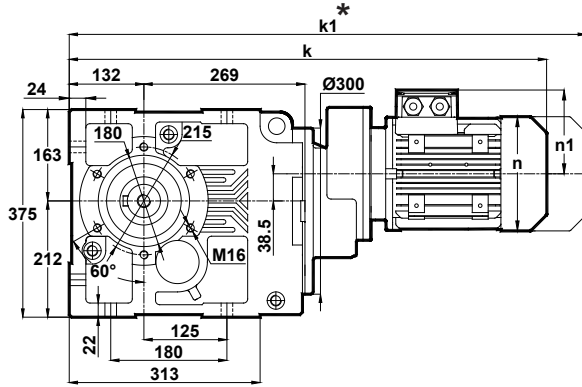
Abmessungsseiten



Kalasanati.com

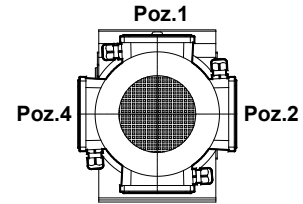
-Mil ucu çektirme deliği DIN 332 sayfa 2 / Tapped center hole to DIN 332, sheet 2 / Zentrierung mit Gewinde DIN 332, Blatt 2

KR574.04



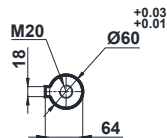
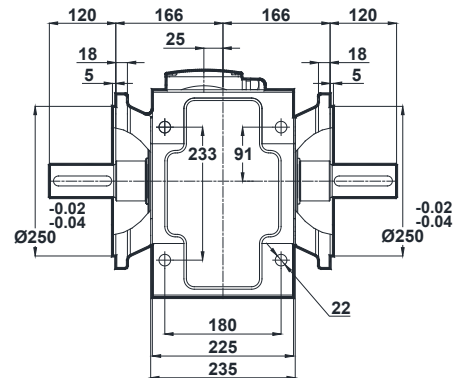
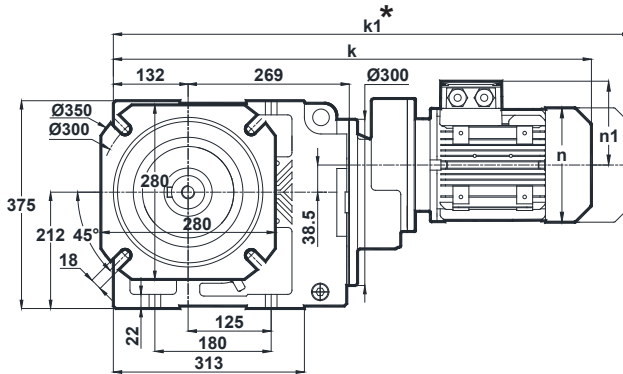
| | 71 | 80 | 90S | 90L | 100L |
|----|-----|-----|-------|-------|-------|
| k | 699 | 733 | 772 | 772 | 820 |
| k1 | 790 | 826 | 875.5 | 875.5 | 928.5 |
| n | 137 | 155 | 176 | 176 | 193 |
| n1 | 112 | 121 | 133 | 133 | 147 |

Klemens Pozisyonları
Terminal Box Positions
Klemmenkasten Positionen




Poz.3
71-80-90-100
Tip / Type / Typ

KR574.05



| | 71 | 80 | 90S | 90L | 100L |
|----|-----|-----|-------|-------|-------|
| k | 699 | 733 | 772 | 772 | 820 |
| k1 | 790 | 826 | 875.5 | 875.5 | 928.5 |
| n | 137 | 155 | 176 | 176 | 193 |
| n1 | 112 | 121 | 133 | 133 | 147 |

* "k1" Ölçüsü frenli redüktörlere aittir.
Dimension "k1" is for motors with brake.
Maße "k1" ist für Bremsenmotoren.



Ölçü Sayfaları

Dimension Pages

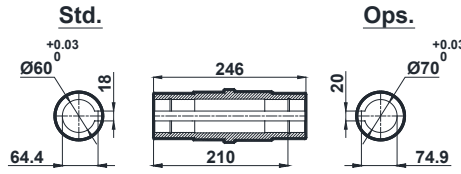
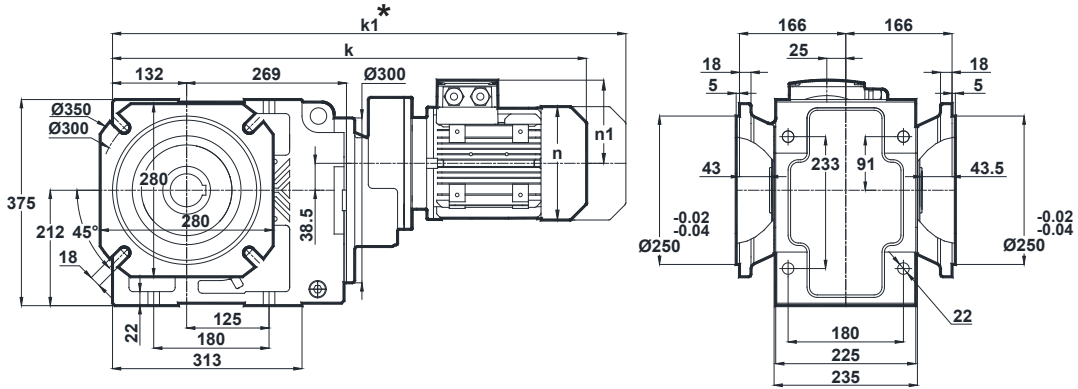
Abmessungsseiten



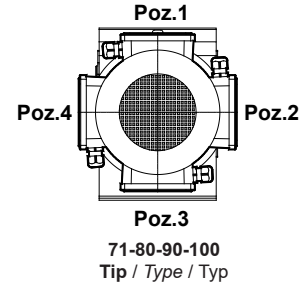
Kalasanati.com

-Mil ucu çektirme deliği DIN 332 sayfa 2 / Tapped center hole to DIN 332, sheet 2 / Zentrierung mit Gewinde DIN 332, Blatt 2

KR574.08




Klemens Pozisyonları
Terminal Box Positions
Klemmenkasten Positionen



| | 71 | 80 | 90S | 90L | 100L |
|----|-----|-----|-------|-------|-------|
| k | 699 | 733 | 772 | 772 | 820 |
| k1 | 790 | 826 | 875.5 | 875.5 | 928.5 |
| n | 137 | 155 | 176 | 176 | 193 |
| n1 | 112 | 121 | 133 | 133 | 147 |

* "k1" Ölçüsü frenli redüktörlere aittir.
Dimension "k1" is for motors with brake.
Maße "k1" ist für Bremsenmotoren.



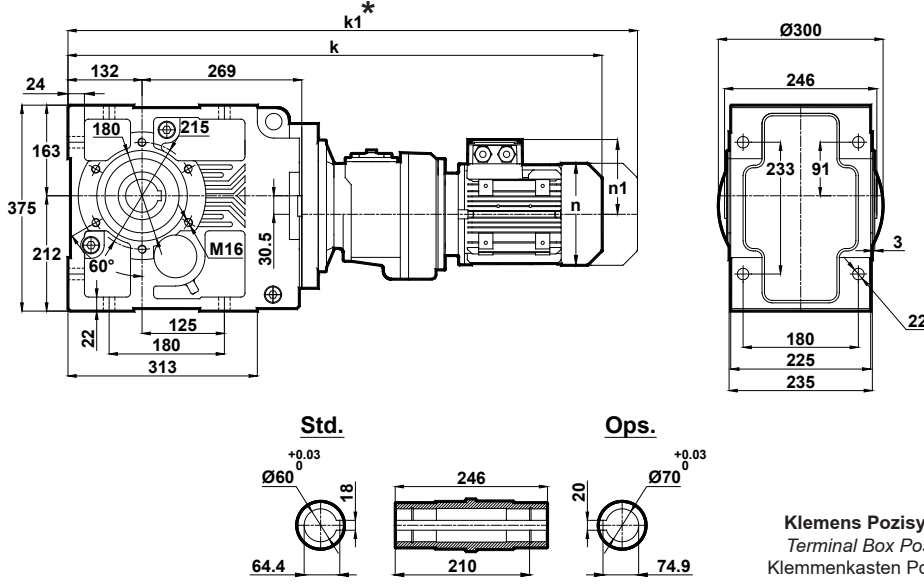
Ölçü Sayfaları Dimension Pages Abmessungsseiten



-Mil ucu çektirme deliği DIN 332 sayfa 2 / Tapped center hole to DIN 332, sheet 2 / Zentrierung mit Gewinde DIN 332, Blatt 2

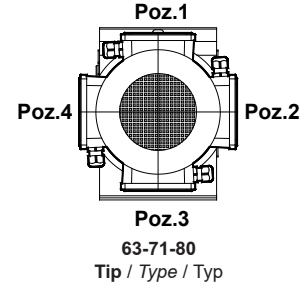
Kalasanati.com

KR575.00
KR576.00

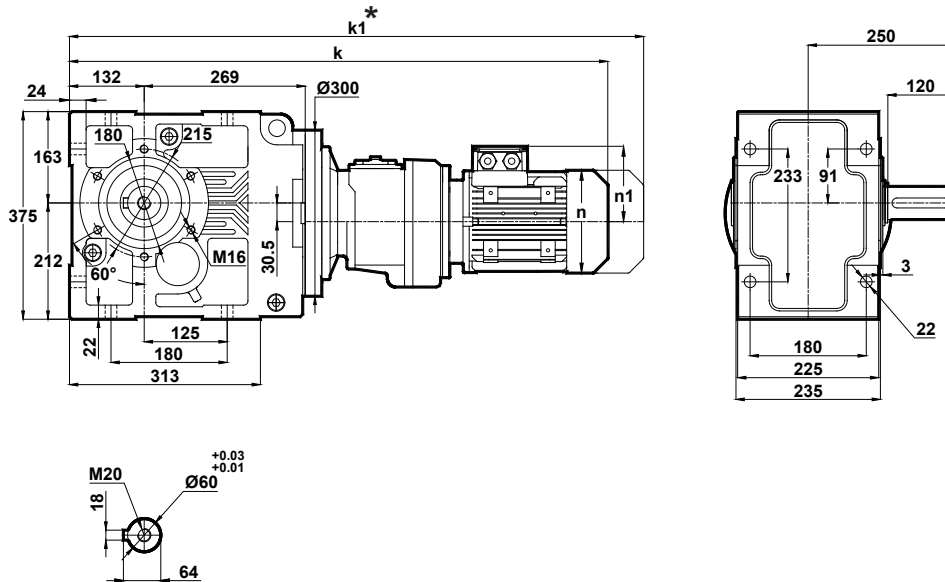


Klemens Pozisyonları
Terminal Box Positions
Klemmenkasten Positionen

| | 63 | 71 | 80 |
|----|-----|-----|-----|
| k | 804 | 831 | 865 |
| k1 | 865 | 922 | 958 |
| n | 121 | 137 | 155 |
| n1 | 97 | 112 | 121 |




KR575.01
KR576.01



| | 63 | 71 | 80 |
|----|-----|-----|-----|
| k | 804 | 831 | 865 |
| k1 | 865 | 922 | 958 |
| n | 121 | 137 | 155 |
| n1 | 97 | 112 | 121 |

* "k1" Ölçüsü frenli redüktörlere aittir.
Dimension "k1" is for motors with brake.
Maße "k1" ist für Bremsenmotoren.



Ölçü Sayfaları

Dimension Pages

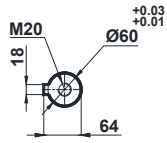
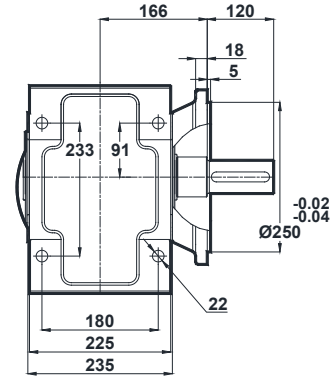
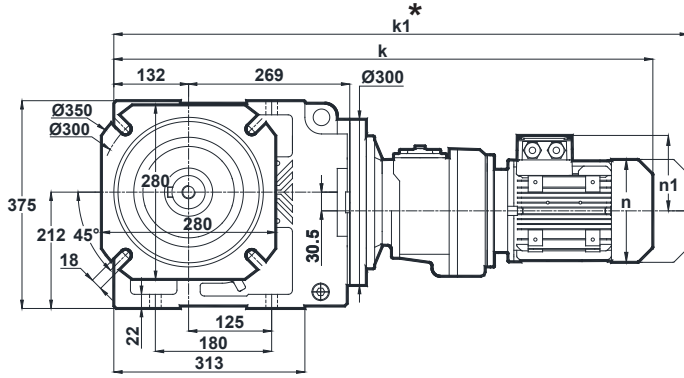
Abmessungsseiten



Kalasanati.com

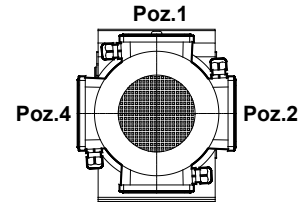
-Mil ucu çektirme deliği DIN 332 sayfa 2 / Tapped center hole to DIN 332, sheet 2 / Zentrierung mit Gewinde DIN 332, Blatt 2

KR575.02
KR576.02



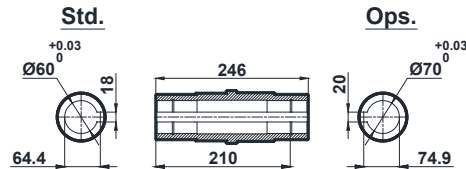
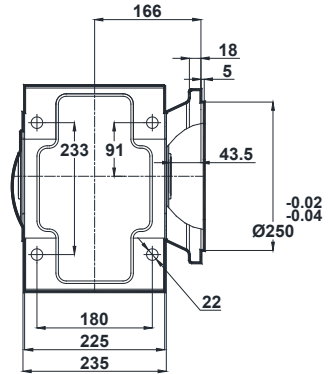
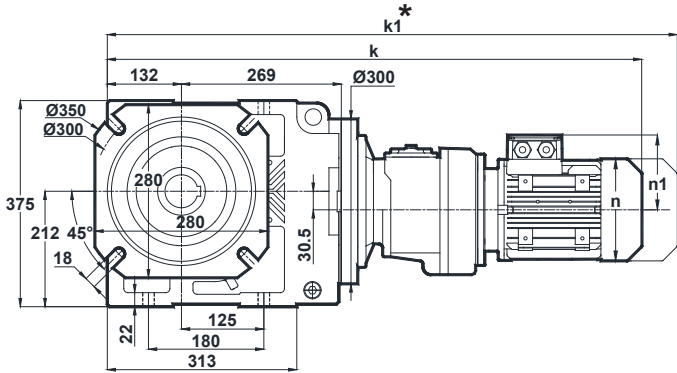
Klemens Pozisyonları
Terminal Box Positions
Klemmenkasten Positionen

| | 63 | 71 | 80 |
|----|-----|-----|-----|
| k | 804 | 831 | 865 |
| k1 | 865 | 922 | 958 |
| n | 121 | 137 | 155 |
| n1 | 97 | 112 | 121 |




Poz.3
63-71-80
Tip / Type / Typ

KR575.03
KR576.03



| | 63 | 71 | 80 |
|----|-----|-----|-----|
| k | 804 | 831 | 865 |
| k1 | 865 | 922 | 958 |
| n | 121 | 137 | 155 |
| n1 | 97 | 112 | 121 |

* "k1" Ölçüsü frenli redüktörlere aittir.
Dimension "k1" is for motors with brake.
Maße "k1" ist für Bremsenmotoren.



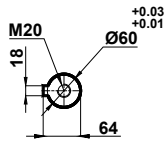
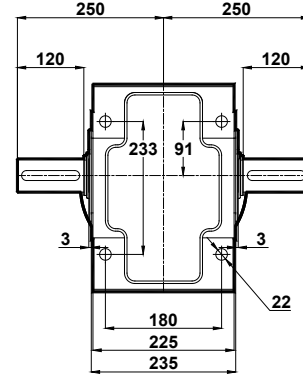
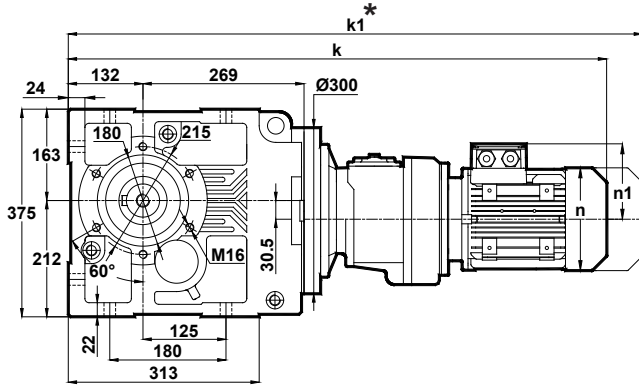
Ölçü Sayfaları Dimension Pages Abmessungenseiten



Kalasanati.com

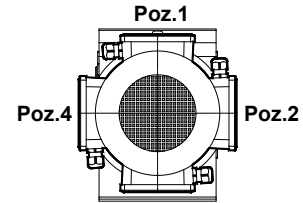
-Mil ucu çektirme deliği DIN 332 sayfa 2 / Tapped center hole to DIN 332, sheet 2 / Zentrierung mit Gewinde DIN 332, Blatt 2

KR575.04
KR576.04



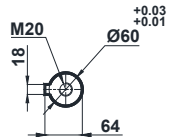
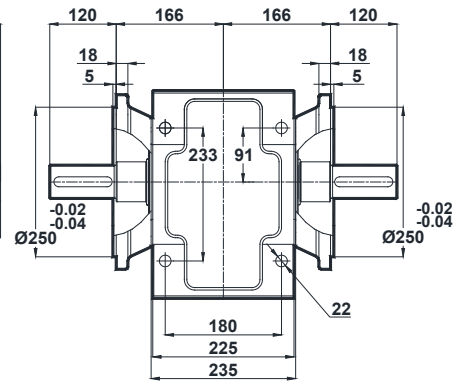
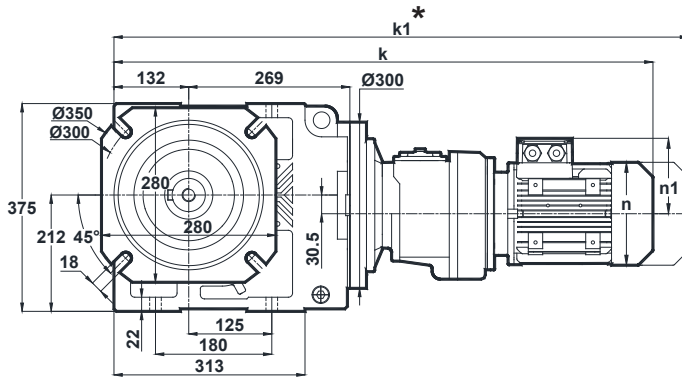
| | 63 | 71 | 80 |
|----|-----|-----|-----|
| k | 804 | 831 | 865 |
| k1 | 865 | 922 | 958 |
| n | 121 | 137 | 155 |
| n1 | 97 | 112 | 121 |

Klemens Pozisyonları
Terminal Box Positions
Klemmenkasten Positionen




Poz.3
63-71-80
Tip / Type / Typ

KR575.05
KR576.05



| | 63 | 71 | 80 |
|----|-----|-----|-----|
| k | 804 | 831 | 865 |
| k1 | 865 | 922 | 958 |
| n | 121 | 137 | 155 |
| n1 | 97 | 112 | 121 |

* " k1 " Ölçüsü frenli redüktörlere aittir.
Dimension " k1 " is for motors with brake.
Maße " k1 " ist für Bremsenmotoren.



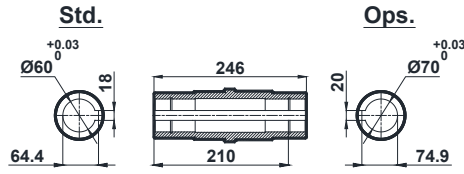
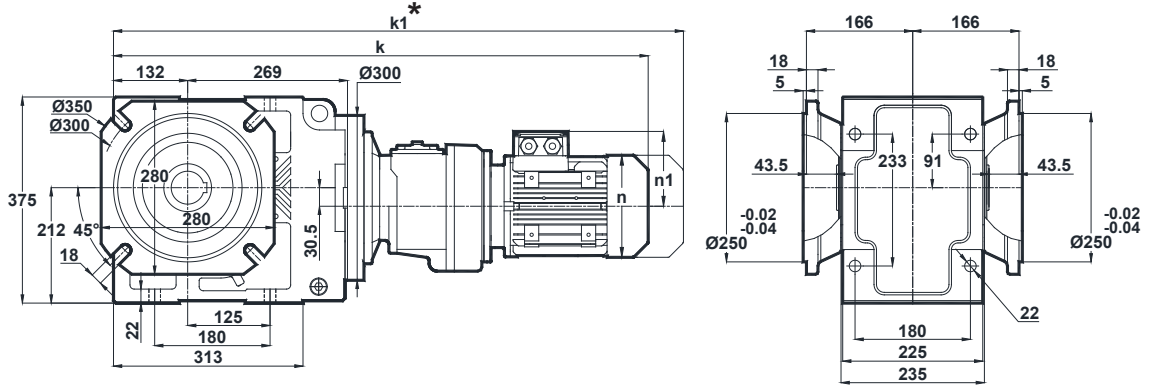
Ölçü Sayfaları Dimension Pages Abmessungenseiten



Kalasanati.com

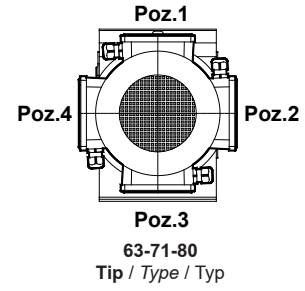
-Mil ucu çektirme deliği DIN 332 sayfa 2 / Tapped center hole to DIN 332, sheet 2 / Zentrierung mit Gewinde DIN 332, Blatt 2

KR575.08
KR576.08




Klemens Pozisyonları
Terminal Box Positions
Klemmenkasten Positionen

| | 63 | 71 | 80 |
|----|-----|-----|-----|
| k | 804 | 831 | 865 |
| k1 | 865 | 922 | 958 |
| n | 121 | 137 | 155 |
| n1 | 97 | 112 | 121 |



* "k1" Ölçüsü frenli redüktörlere aittir.
Dimension "k1" is for motors with brake.
Maße "k1" ist für Bremsenmotoren.



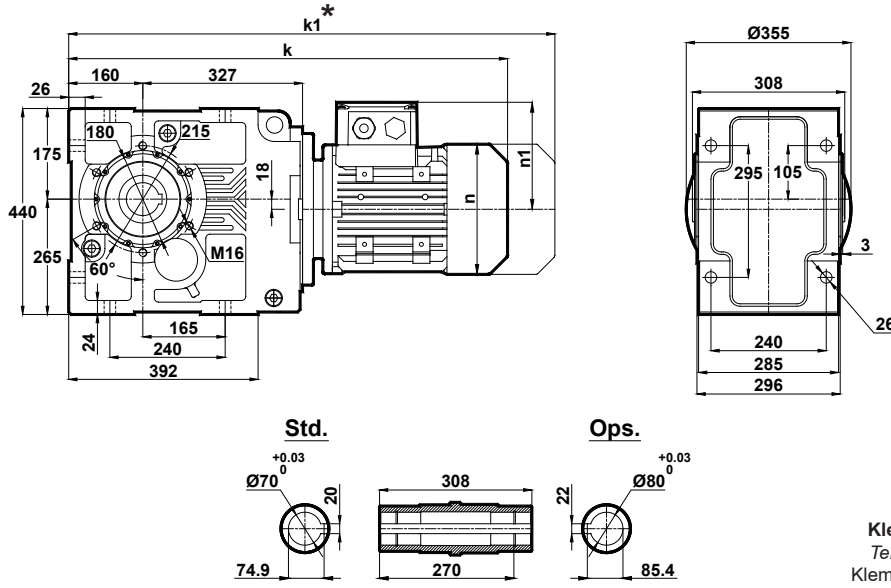
Ölçü Sayfaları Dimension Pages Abmessungenseiten



Kalasanati.com

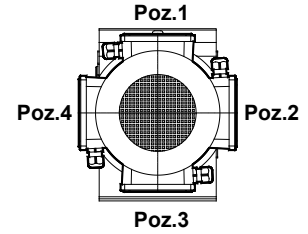
-Mil ucu çektirme deliği DIN 332 sayfa 2 / Tapped center hole to DIN 332, sheet 2 / Zentrierung mit Gewinde DIN 332, Blatt 2

KR673.00



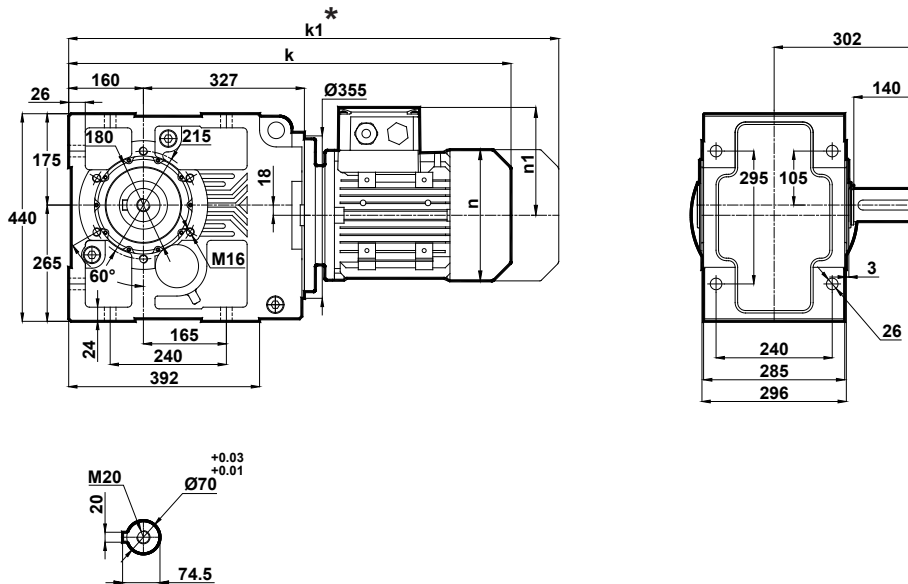
Klemens Pozisyonları
Terminal Box Positions
Klemmenkasten Positionen

| | 100L | 112M | 132S | 132M | 160M | 160L | 180M | 180L | 200L | 225S | 225M |
|-----------|-------|-------|--------|--------|--------|--------|--------|--------|--------|------|------|
| k | 797 | 821 | 907.5 | 907.5 | 1003.5 | 1003.5 | 1075.5 | 1075.5 | 1121.5 | 1148 | 1173 |
| k1 | 905.5 | 925.5 | 1037.5 | 1037.5 | 1151.5 | 1151.5 | 1234 | 1234 | 1308 | 1313 | 1338 |
| n | 193 | 215 | 257 | 257 | 316 | 316 | 354 | 354 | 399 | 438 | 438 |
| n1 | 147 | 158 | 179 | 179 | 224 | 224 | 240 | 240 | 285 | 314 | 314 |




100-112-132-160-180-200-225
Tip / Type / Typ

KR673.01



| | 100L | 112M | 132S | 132M | 160M | 160L | 180M | 180L | 200L | 225S | 225M |
|-----------|-------|-------|--------|--------|--------|--------|--------|--------|--------|------|------|
| k | 797 | 821 | 907.5 | 907.5 | 1003.5 | 1003.5 | 1075.5 | 1075.5 | 1121.5 | 1148 | 1173 |
| k1 | 905.5 | 925.5 | 1037.5 | 1037.5 | 1151.5 | 1151.5 | 1234 | 1234 | 1308 | 1313 | 1338 |
| n | 193 | 215 | 257 | 257 | 316 | 316 | 354 | 354 | 399 | 438 | 438 |
| n1 | 147 | 158 | 179 | 179 | 224 | 224 | 240 | 240 | 285 | 314 | 314 |

* "k1" Ölçüsü frenli redüktörlere aittir.
Dimension "k1" is for motors with brake.
Maße "k1" ist für Bremsenmotoren.



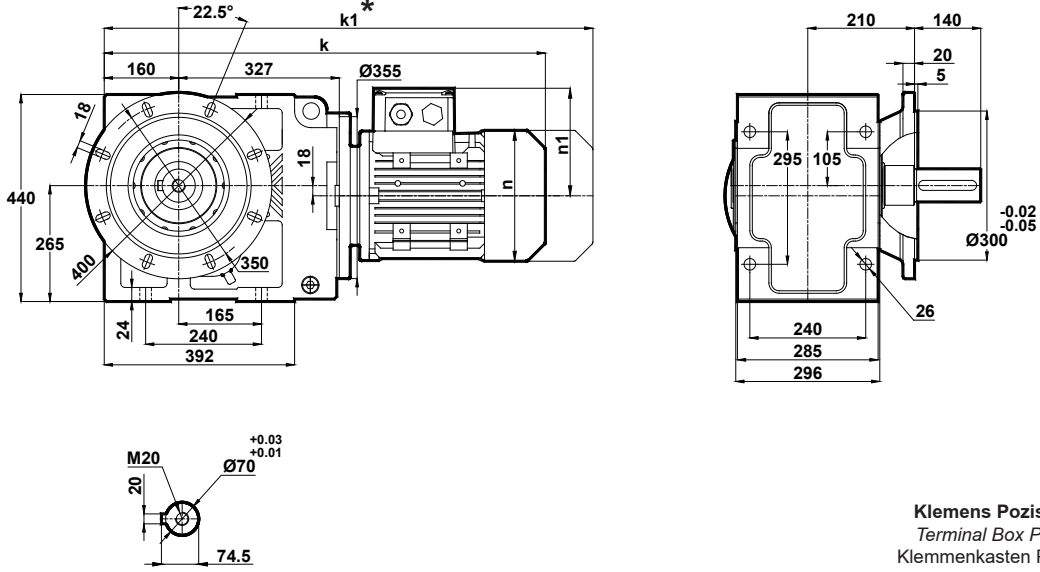
Ölçü Sayfaları Dimension Pages Abmessungsseiten



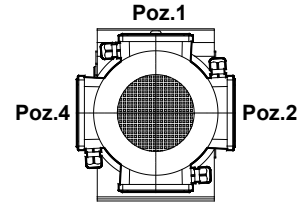
Kalasanati.com

-Mil ucu çektirme deliği DIN 332 sayfa 2 / Tapped center hole to DIN 332, sheet 2 / Zentrierung mit Gewinde DIN 332, Blatt 2

KR673.02



Klemens Pozisyonları
Terminal Box Positions
Klemmenkasten Positionen

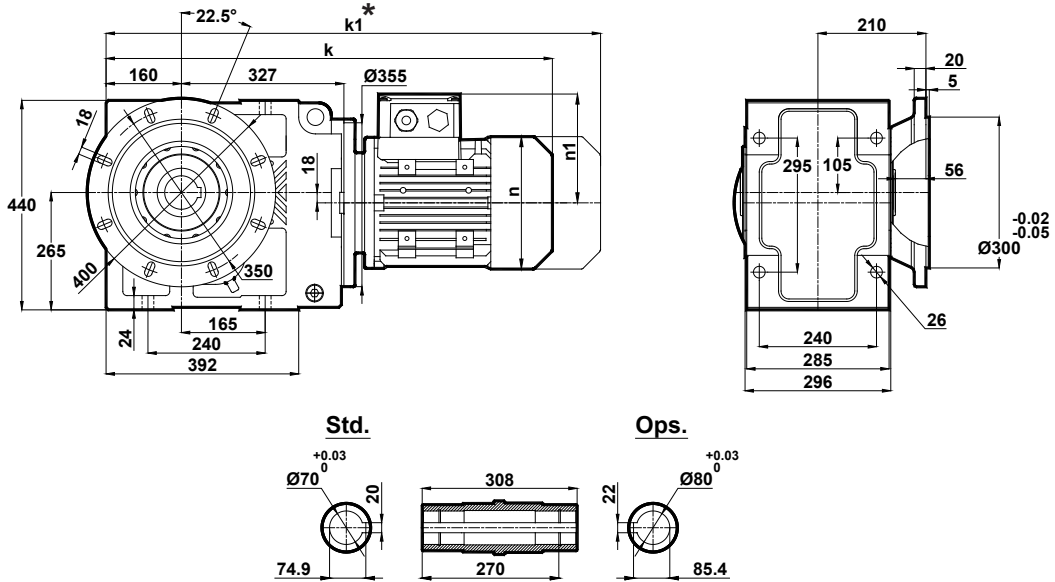


Poz.3

100-112-132-160-180-200-225
Tip / Type / Typ

| | 100L | 112M | 132S | 132M | 160M | 160L | 180M | 180L | 200L | 225S | 225M |
|----|-------|-------|--------|--------|--------|--------|--------|--------|--------|------|------|
| k | 797 | 821 | 907.5 | 907.5 | 1003.5 | 1003.5 | 1075.5 | 1075.5 | 1121.5 | 1148 | 1173 |
| k1 | 905.5 | 925.5 | 1037.5 | 1037.5 | 1151.5 | 1151.5 | 1234 | 1234 | 1308 | 1313 | 1338 |
| n | 193 | 215 | 257 | 257 | 316 | 316 | 354 | 354 | 399 | 438 | 438 |
| n1 | 147 | 158 | 179 | 179 | 224 | 224 | 240 | 240 | 285 | 314 | 314 |

KR673.03




Std.

Ops.

| | 100L | 112M | 132S | 132M | 160M | 160L | 180M | 180L | 200L | 225S | 225M |
|----|-------|-------|--------|--------|--------|--------|--------|--------|--------|------|------|
| k | 797 | 821 | 907.5 | 907.5 | 1003.5 | 1003.5 | 1075.5 | 1075.5 | 1121.5 | 1148 | 1173 |
| k1 | 905.5 | 925.5 | 1037.5 | 1037.5 | 1151.5 | 1151.5 | 1234 | 1234 | 1308 | 1313 | 1338 |
| n | 193 | 215 | 257 | 257 | 316 | 316 | 354 | 354 | 399 | 438 | 438 |
| n1 | 147 | 158 | 179 | 179 | 224 | 224 | 240 | 240 | 285 | 314 | 314 |

* "k1" Ölçüsü frenli redüktörlere aittir.
Dimension "k1" is for motors with brake.
Maße "k1" ist für Bremsenmotoren.



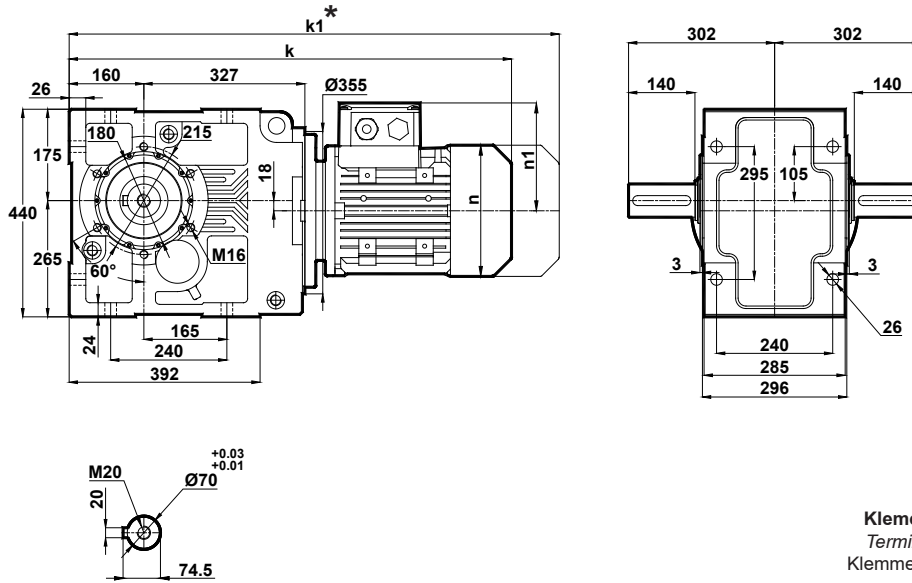
Ölçü Sayfaları Dimension Pages Abmessungenseiten



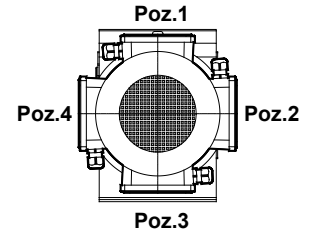
Kalasanati.com

-Mil ucu çektirme deliği DIN 332 sayfa 2 / Tapped center hole to DIN 332, sheet 2 / Zentrierung mit Gewinde DIN 332, Blatt 2

KR673.04



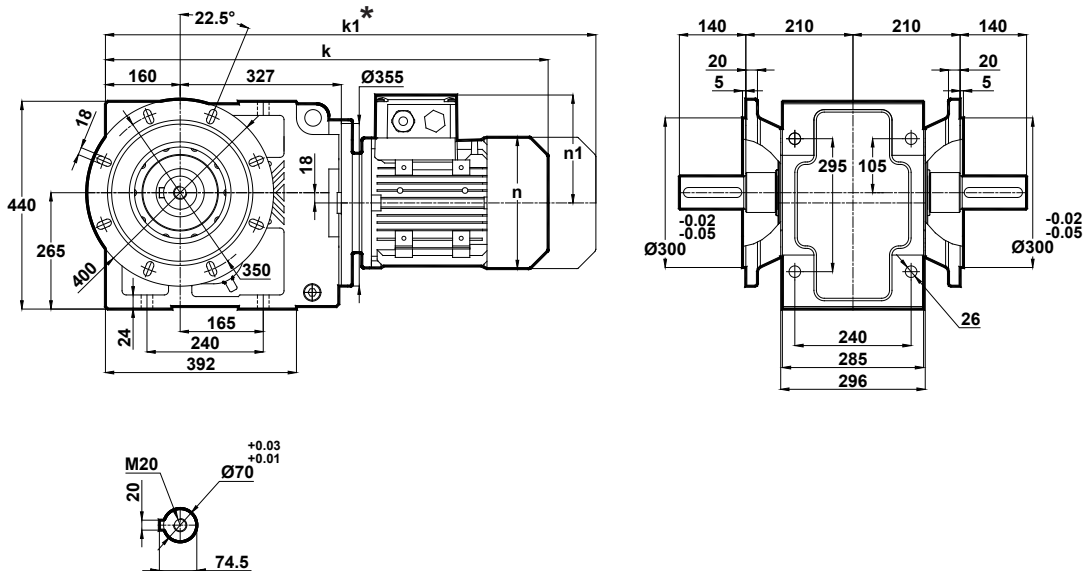
Klemens Pozisyonları
Terminal Box Positions
Klemmenkasten Positionen



100-112-132-160-180-200-225
Tip / Type / Typ


| | 100L | 112M | 132S | 132M | 160M | 160L | 180M | 180L | 200L | 225S | 225M |
|----|-------|-------|--------|--------|--------|--------|--------|--------|--------|------|------|
| k | 797 | 821 | 907.5 | 907.5 | 1003.5 | 1003.5 | 1075.5 | 1075.5 | 1121.5 | 1148 | 1173 |
| k1 | 905.5 | 925.5 | 1037.5 | 1037.5 | 1151.5 | 1151.5 | 1234 | 1234 | 1308 | 1313 | 1338 |
| n | 193 | 215 | 257 | 257 | 316 | 316 | 354 | 354 | 399 | 438 | 438 |
| n1 | 147 | 158 | 179 | 179 | 224 | 224 | 240 | 240 | 285 | 314 | 314 |

KR673.05



* "k1" Ölçüsü frenli redüktörlere aittir.
Dimension "k1" is for motors with brake.
Maße "k1" ist für Bremsenmotoren.

| | 100L | 112M | 132S | 132M | 160M | 160L | 180M | 180L | 200L | 225S | 225M |
|----|-------|-------|--------|--------|--------|--------|--------|--------|--------|------|------|
| k | 797 | 821 | 907.5 | 907.5 | 1003.5 | 1003.5 | 1075.5 | 1075.5 | 1121.5 | 1148 | 1173 |
| k1 | 905.5 | 925.5 | 1037.5 | 1037.5 | 1151.5 | 1151.5 | 1234 | 1234 | 1308 | 1313 | 1338 |
| n | 193 | 215 | 257 | 257 | 316 | 316 | 354 | 354 | 399 | 438 | 438 |
| n1 | 147 | 158 | 179 | 179 | 224 | 224 | 240 | 240 | 285 | 314 | 314 |



Ölçü Sayfaları

Dimension Pages

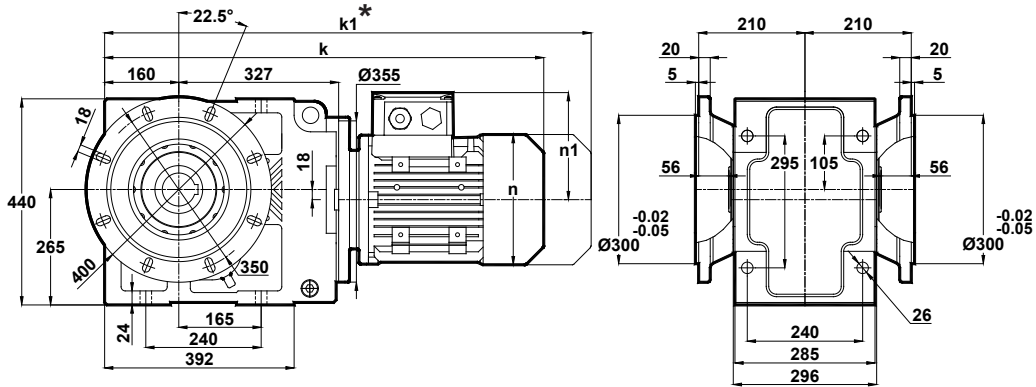
Abmessungsseiten



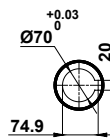
Kalasanati.com

-Mil ucu çektirme deliği DIN 332 sayfa 2 / Tapped center hole to DIN 332, sheet 2 / Zentrierung mit Gewinde DIN 332, Blatt 2

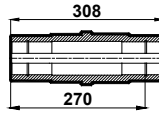
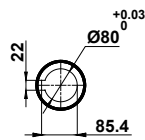
KR673.08



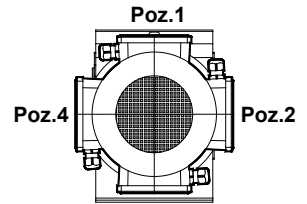
Std.



Ops.



Klemens Pozisyonları
Terminal Box Positions
Klemmenkasten Positionen




Poz.3

100-112-132-160-180-200-225
Tip / Type / Typ

| | 100L | 112M | 132S | 132M | 160M | 160L | 180M | 180L | 200L | 225S | 225M |
|----|-------|-------|--------|--------|--------|--------|--------|--------|--------|------|------|
| k | 797 | 821 | 907.5 | 907.5 | 1003.5 | 1003.5 | 1075.5 | 1075.5 | 1121.5 | 1148 | 1173 |
| k1 | 905.5 | 925.5 | 1037.5 | 1037.5 | 1151.5 | 1151.5 | 1234 | 1234 | 1308 | 1313 | 1338 |
| n | 193 | 215 | 257 | 257 | 316 | 316 | 354 | 354 | 399 | 438 | 438 |
| n1 | 147 | 158 | 179 | 179 | 224 | 224 | 240 | 240 | 285 | 314 | 314 |

* "k1" Ölçüsü frenli redüktörlere aittir.
Dimension "k1" is for motors with brake.
Maße "k1" ist für Bremsenmotoren.



Ölçü Sayfaları

Dimension Pages

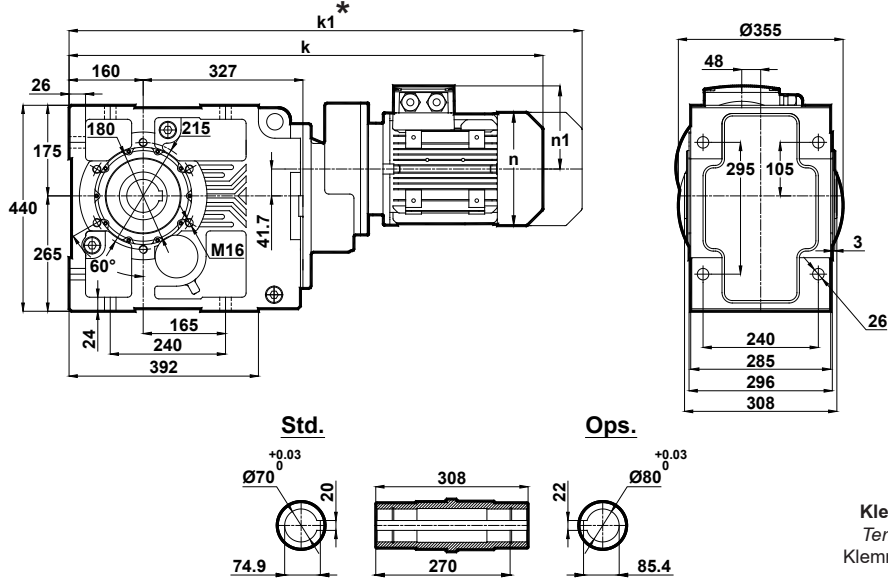
Abmessungsseiten



Kalasanati.com

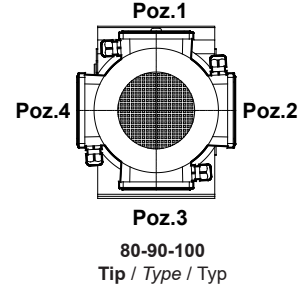
-Mil ucu çektirme deliği DIN 332 sayfa 2 / Tapped center hole to DIN 332, sheet 2 / Zentrierung mit Gewinde DIN 332, Blatt 2

KR674.00

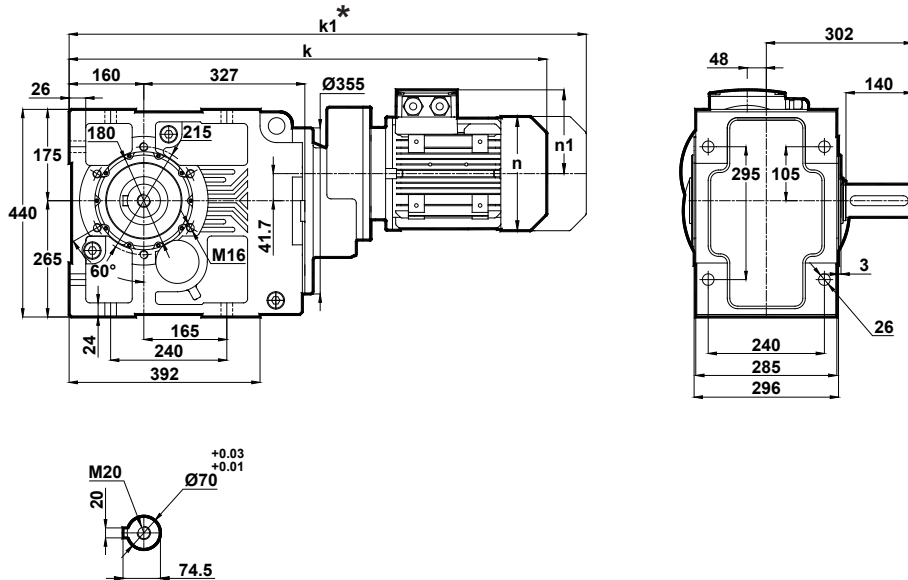


Klemens Pozisyonları
Terminal Box Positions
Klemmenkasten Positionen

| | 80 | 90S | 90L | 100L |
|----|-------|-------|-------|-------|
| k | 829.5 | 868.5 | 868.5 | 913.5 |
| k1 | 922.5 | 972 | 972 | 1022 |
| n | 155 | 176 | 176 | 193 |
| n1 | 121 | 133 | 133 | 147 |




KR674.01



| | 80 | 90S | 90L | 100L |
|----|-------|-------|-------|-------|
| k | 829.5 | 868.5 | 868.5 | 913.5 |
| k1 | 922.5 | 972 | 972 | 1022 |
| n | 155 | 176 | 176 | 193 |
| n1 | 121 | 133 | 133 | 147 |

* "k1" Ölçüsü frenli redüktörlere aittir.
Dimension "k1" is for motors with brake.
Maße "k1" ist für Bremsenmotoren.



Ölçü Sayfaları

Dimension Pages

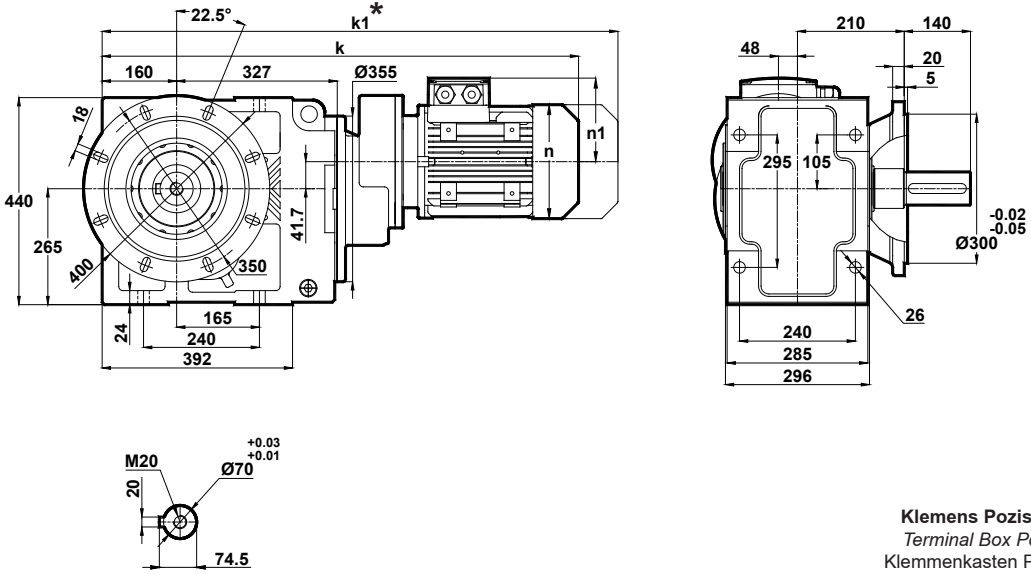
Abmessungsseiten



Kalasanati.com

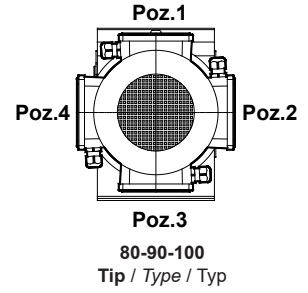
-Mil ucu çekirme deliği DIN 332 sayfa 2 / Tapped center hole to DIN 332, sheet 2 / Zentrierung mit Gewinde DIN 332, Blatt 2

KR674.02

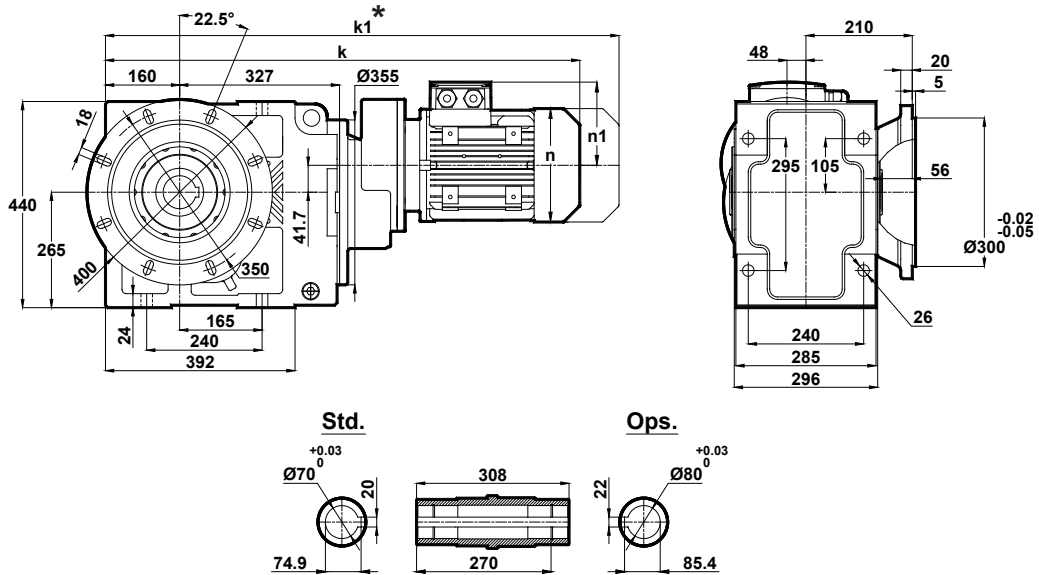


Klemens Pozisyonları
Terminal Box Positions
Klemmenkasten Positionen

| | 80 | 90S | 90L | 100L |
|----|-------|-------|-------|-------|
| k | 829.5 | 868.5 | 868.5 | 913.5 |
| k1 | 922.5 | 972 | 972 | 1022 |
| n | 155 | 176 | 176 | 193 |
| n1 | 121 | 133 | 133 | 147 |




KR674.03



| | 80 | 90S | 90L | 100L |
|----|-------|-------|-------|-------|
| k | 829.5 | 868.5 | 868.5 | 913.5 |
| k1 | 922.5 | 972 | 972 | 1022 |
| n | 155 | 176 | 176 | 193 |
| n1 | 121 | 133 | 133 | 147 |

* "k1" Ölçüsü frenli redüktörlere aittir.
Dimension "k1" is for motors with brake.
Maße "k1" ist für Bremsenmotoren.



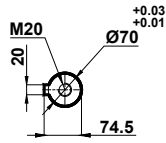
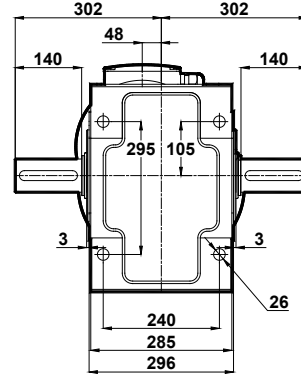
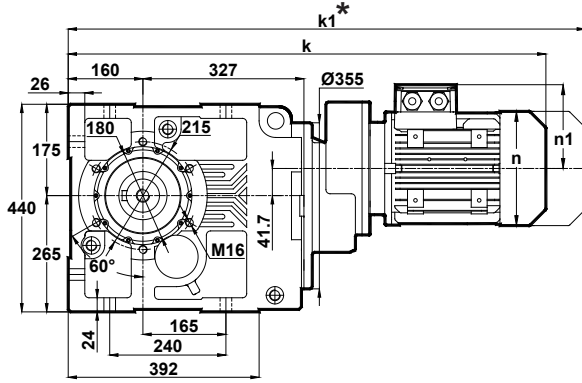
Ölçü Sayfaları Dimension Pages Abmessungenseiten



Kalasanati.com

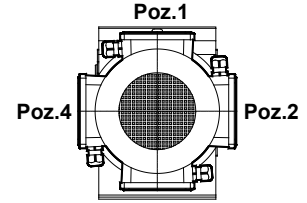
-Mil ucu çektirme deliği DIN 332 sayfa 2 / Tapped center hole to DIN 332, sheet 2 / Zentrierung mit Gewinde DIN 332, Blatt 2

KR674.04



Klemens Pozisyonları
Terminal Box Positions
Klemmenkasten Positionen

| | 80 | 90S | 90L | 100L |
|----|-------|-------|-------|-------|
| k | 829.5 | 868.5 | 868.5 | 913.5 |
| k1 | 922.5 | 972 | 972 | 1022 |
| n | 155 | 176 | 176 | 193 |
| n1 | 121 | 133 | 133 | 147 |

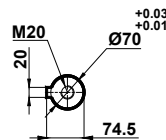
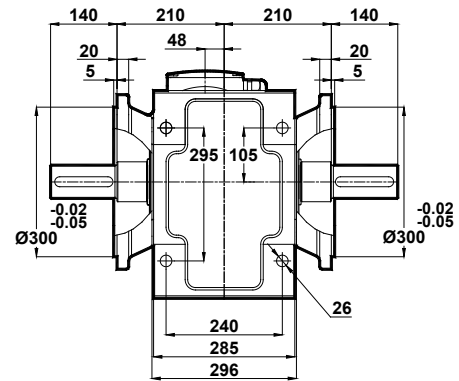
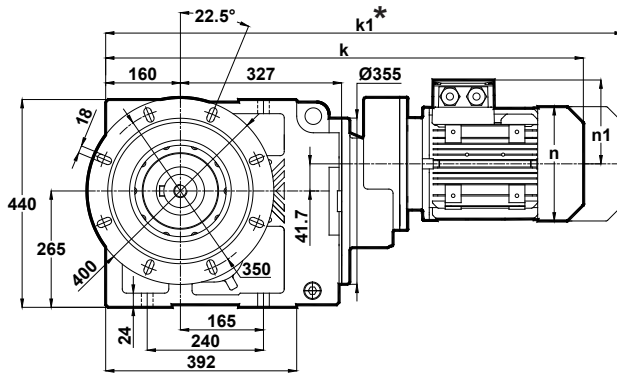


Poz.3

80-90-100


Tip / Type / Typ

KR674.05



| | 80 | 90S | 90L | 100L |
|----|-------|-------|-------|-------|
| k | 829.5 | 868.5 | 868.5 | 913.5 |
| k1 | 922.5 | 972 | 972 | 1022 |
| n | 155 | 176 | 176 | 193 |
| n1 | 121 | 133 | 133 | 147 |

* " k1 " Ölçüsü frenli redüktörlere aittir.
Dimension " k1 " is for motors with brake.
Maße " k1 " ist für Bremsenmotoren.



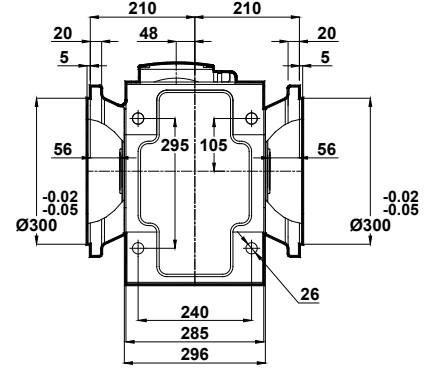
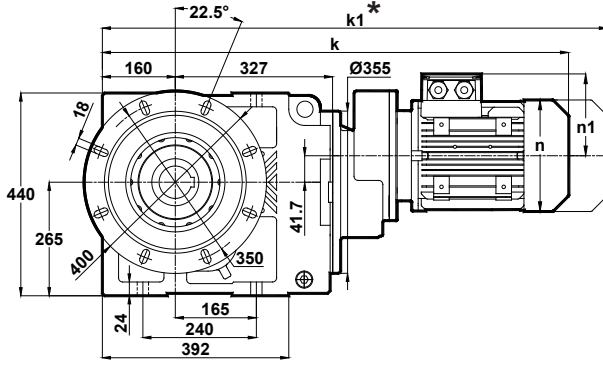
Ölçü Sayfaları Dimension Pages Abmessungenseiten



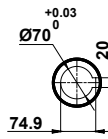
Kalasanati.com

-Mil ucu çektirme deliği DIN 332 sayfa 2 / Tapped center hole to DIN 332, sheet 2 / Zentrierung mit Gewinde DIN 332, Blatt 2

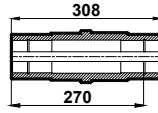
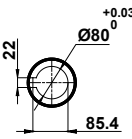
KR674.08



Std.

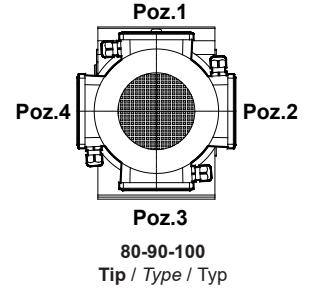


Ops.




Klemens Pozisyonları
Terminal Box Positions
Klemmenkasten Positionen

| | 80 | 90S | 90L | 100L |
|----|-------|-------|-------|-------|
| k | 829.5 | 868.5 | 868.5 | 913.5 |
| k1 | 922.5 | 972 | 972 | 1022 |
| n | 155 | 176 | 176 | 193 |
| n1 | 121 | 133 | 133 | 147 |



* "k1" Ölçüsü frenli redüktörlere aittir.
Dimension "k1" is for motors with brake.
Maße "k1" ist für Bremsenmotoren.



Ölçü Sayfaları

Dimension Pages

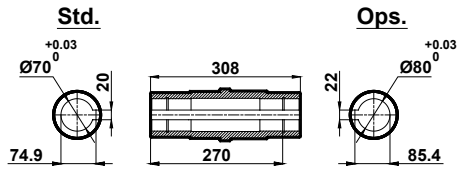
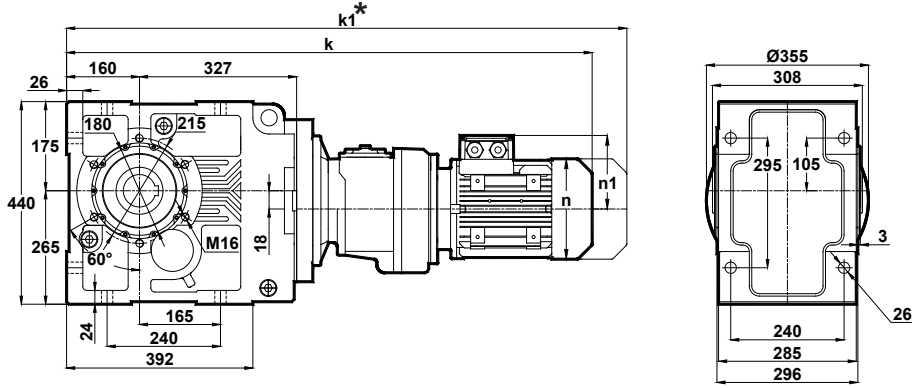
Abmessungsseiten



Kalasanati.com

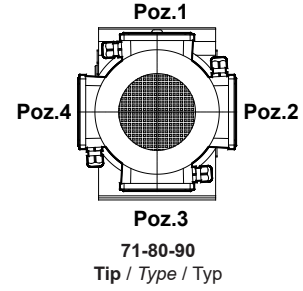
-Mil ucu çektirme deliği DIN 332 sayfa 2 / Tapped center hole to DIN 332, sheet 2 / Zentrierung mit Gewinde DIN 332, Blatt 2

KR675.00
KR676.00

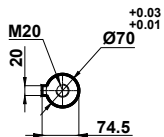
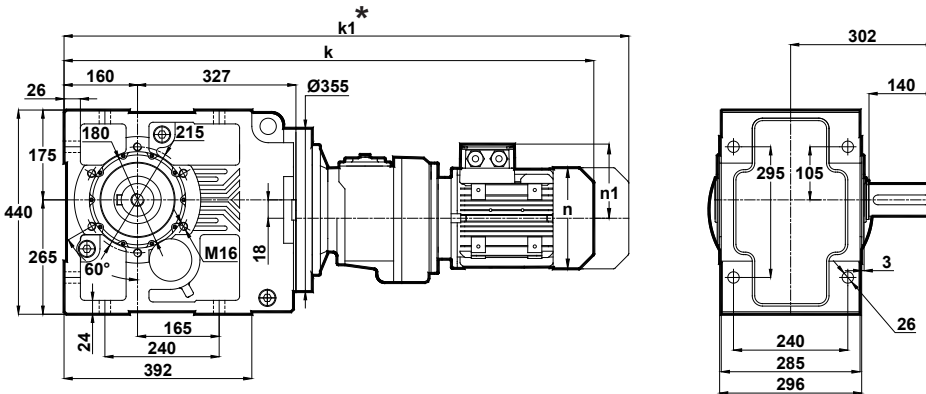


Klemens Pozisyonları
Terminal Box Positions
Klemmenkasten Positionen

| | 71 | 80 | 90S |
|----|--------|--------|--------|
| k | 941.5 | 975.5 | 1014.5 |
| k1 | 1032.5 | 1068.5 | 1118 |
| n | 137 | 155 | 176 |
| n1 | 112 | 121 | 133 |




KR675.01
KR676.01



| | 71 | 80 | 90S |
|----|--------|--------|--------|
| k | 941.5 | 975.5 | 1014.5 |
| k1 | 1032.5 | 1068.5 | 1118 |
| n | 137 | 155 | 176 |
| n1 | 112 | 121 | 133 |

* "k1" Ölçüsü frenli redüktörlere aittir.
Dimension "k1" is for motors with brake.
Maße "k1" ist für Bremsenmotoren.



Ölçü Sayfaları

Dimension Pages

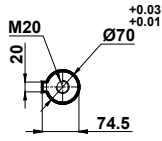
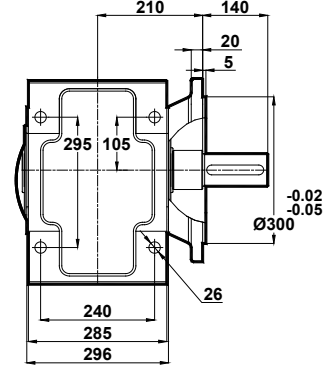
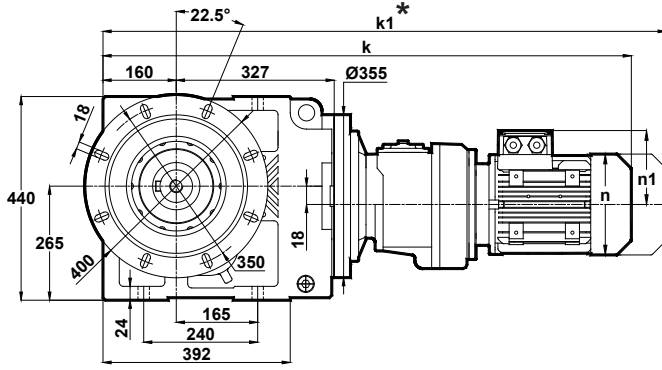
Abmessungsseiten



Kalasanati.com

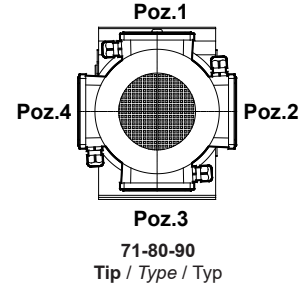
-Mil ucu çektirme deliği DIN 332 sayfa 2 / Tapped center hole to DIN 332, sheet 2 / Zentrierung mit Gewinde DIN 332, Blatt 2

KR675.02
KR676.02

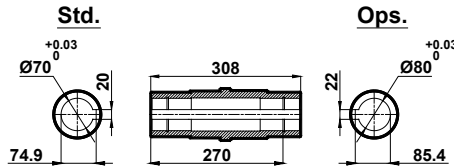
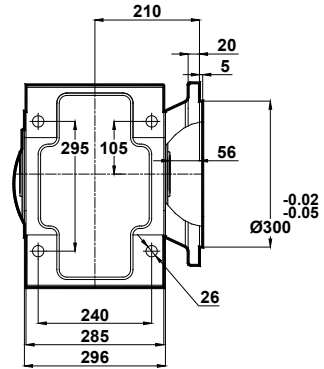
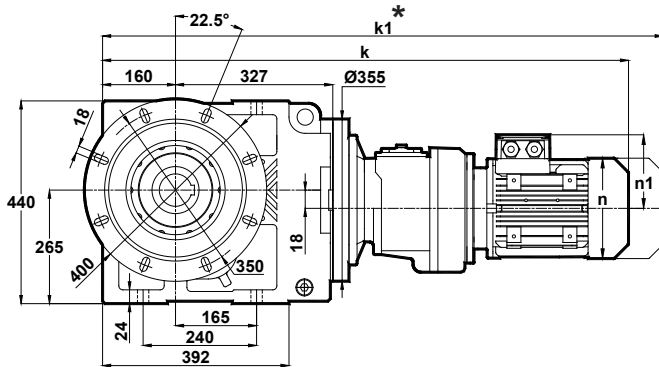


Klemens Pozisyonları
Terminal Box Positions
Klemmenkasten Positionen

| | 71 | 80 | 90S |
|----|--------|--------|--------|
| k | 941.5 | 975.5 | 1014.5 |
| k1 | 1032.5 | 1068.5 | 1118 |
| n | 137 | 155 | 176 |
| n1 | 112 | 121 | 133 |




KR675.03
KR676.03



| | 71 | 80 | 90S |
|----|--------|--------|--------|
| k | 941.5 | 975.5 | 1014.5 |
| k1 | 1032.5 | 1068.5 | 1118 |
| n | 137 | 155 | 176 |
| n1 | 112 | 121 | 133 |

* "k1" Ölçüsü frenli redüktörlere aittir.
Dimension "k1" is for motors with brake.
Maße "k1" ist für Bremsenmotoren.



Ölçü Sayfaları

Dimension Pages

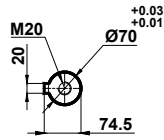
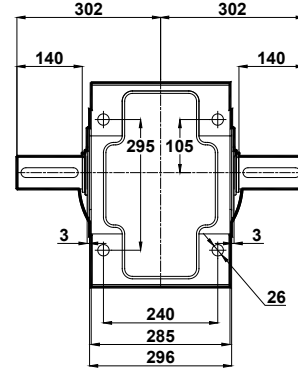
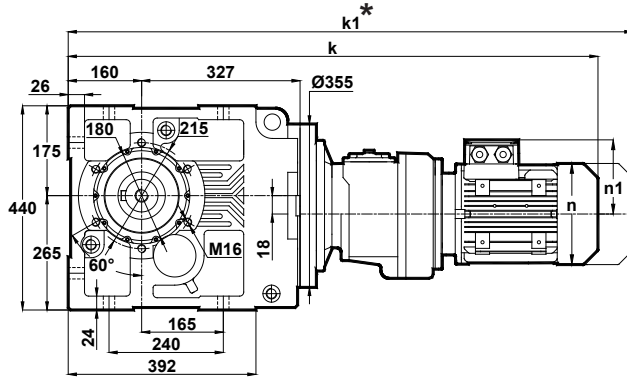
Abmessungsseiten



Kalasanati.com

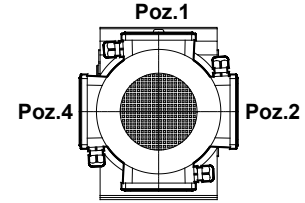
-Mil ucu çektirme deliği DIN 332 sayfa 2 / Tapped center hole to DIN 332, sheet 2 / Zentrierung mit Gewinde DIN 332, Blatt 2

KR675.04
KR676.04



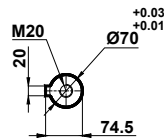
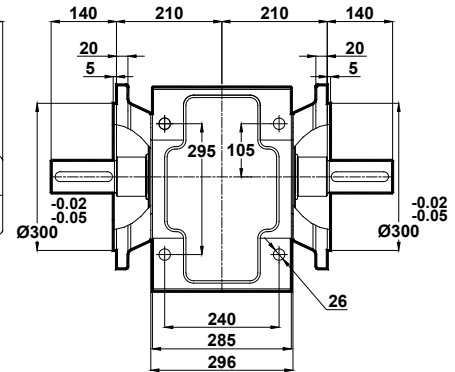
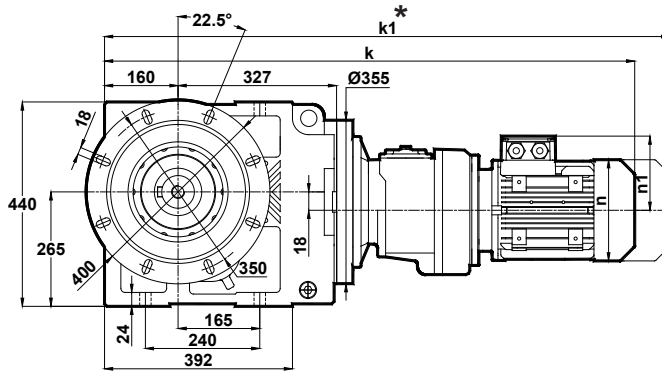
Klemens Pozisyonları
Terminal Box Positions
Klemmenkasten Positionen

| | 71 | 80 | 90S |
|----|--------|--------|--------|
| k | 941.5 | 975.5 | 1014.5 |
| k1 | 1032.5 | 1068.5 | 1118 |
| n | 137 | 155 | 176 |
| n1 | 112 | 121 | 133 |




Poz.3
71-80-90
Tip / Type / Typ

KR675.05
KR676.05



| | 71 | 80 | 90S |
|----|--------|--------|--------|
| k | 941.5 | 975.5 | 1014.5 |
| k1 | 1032.5 | 1068.5 | 1118 |
| n | 137 | 155 | 176 |
| n1 | 112 | 121 | 133 |

* "k1" Ölçüsü frenli redüktörlere aittir.
Dimension "k1" is for motors with brake.
Maße "k1" ist für Bremsenmotoren.



Ölçü Sayfaları

Dimension Pages

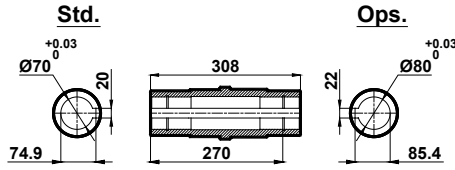
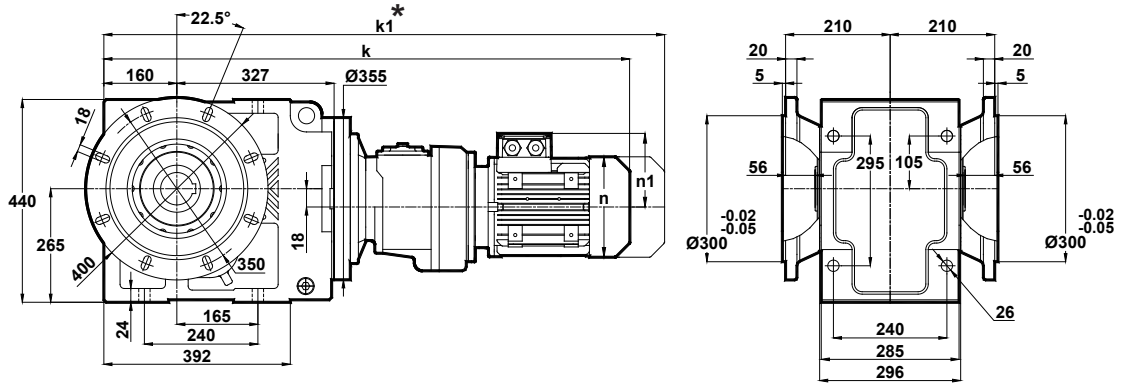
Abmessungsseiten



Kalasanati.com

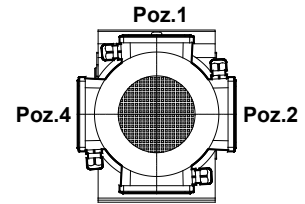
-Mil ucu çektirme deliği DIN 332 sayfa 2 / Tapped center hole to DIN 332, sheet 2 / Zentrierung mit Gewinde DIN 332, Blatt 2

KR675.08
KR676.08




Klemens Pozisyonları
Terminal Box Positions
Klemmenkasten Positionen

| | 71 | 80 | 90S |
|----|--------|--------|--------|
| k | 941.5 | 975.5 | 1014.5 |
| k1 | 1032.5 | 1068.5 | 1118 |
| n | 137 | 155 | 176 |
| n1 | 112 | 121 | 133 |



Poz.3
71-80-90
Tip / Type / Typ

* "k1" Ölçüsü frenli redüktörlere aittir.
Dimension "k1" is for motors with brake.
Maße "k1" ist für Bremsenmotoren.



Ölçü Sayfaları

Dimension Pages

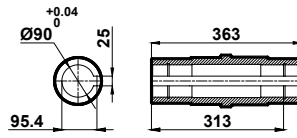
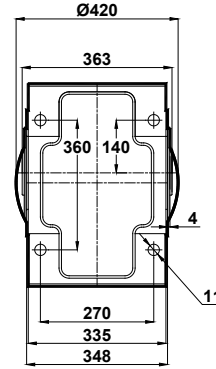
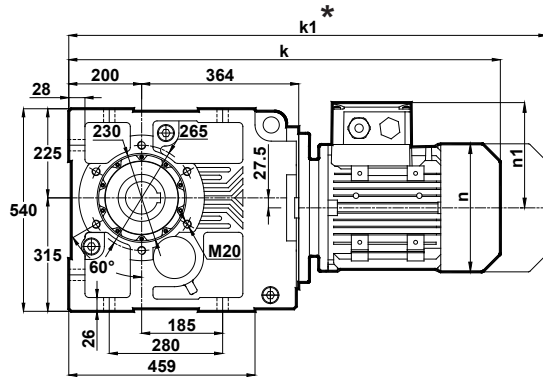
Abmessungsseiten



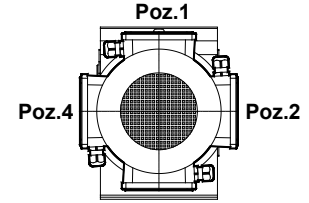
Kalasanati.com

-Mil ucu çektirme deliği DIN 332 sayfa 2 / Tapped center hole to DIN 332, sheet 2 / Zentrierung mit Gewinde DIN 332, Blatt 2

KR773.00



Klemens Pozisyonları
Terminal Box Positions
Klemmenkasten Positionen

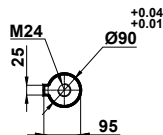
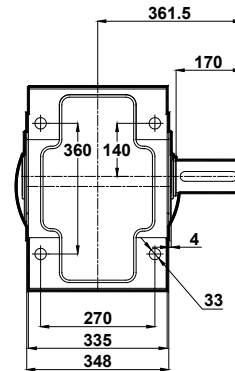
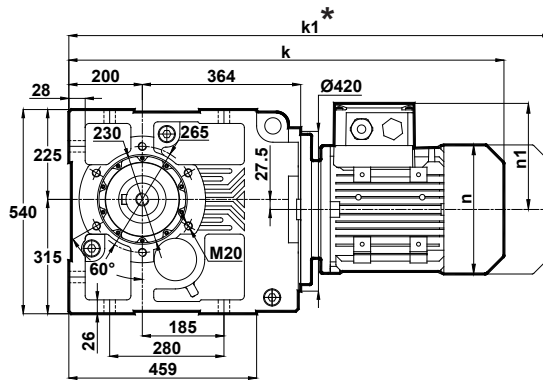


Poz.3

132-160-180-200-225-250
Tip / Type / Typ


| | 132S | 132M | 160M | 160L | 180M | 180L | 200L | 225S | 225M | 250M |
|----|--------|--------|--------|--------|--------|--------|--------|--------|--------|--------|
| k | 980.5 | 980.5 | 1076.5 | 1076.5 | 1148.5 | 1148.5 | 1194.5 | 1221.5 | 1246.5 | 1338.5 |
| k1 | 1110.5 | 1110.5 | 1224.5 | 1224.5 | 1307 | 1307 | 1381 | 1386.5 | 1411.5 | 1509 |
| n | 257 | 257 | 316 | 316 | 354 | 354 | 399 | 438 | 438 | 481 |
| n1 | 179 | 179 | 224 | 224 | 240 | 240 | 285 | 314 | 314 | 335 |

KR773.01



| | 132S | 132M | 160M | 160L | 180M | 180L | 200L | 225S | 225M | 250M |
|----|--------|--------|--------|--------|--------|--------|--------|--------|--------|--------|
| k | 980.5 | 980.5 | 1076.5 | 1076.5 | 1148.5 | 1148.5 | 1194.5 | 1221.5 | 1246.5 | 1338.5 |
| k1 | 1110.5 | 1110.5 | 1224.5 | 1224.5 | 1307 | 1307 | 1381 | 1386.5 | 1411.5 | 1509 |
| n | 257 | 257 | 316 | 316 | 354 | 354 | 399 | 438 | 438 | 481 |
| n1 | 179 | 179 | 224 | 224 | 240 | 240 | 285 | 314 | 314 | 335 |

* "k1" Ölçüsü frenli redüktörlere aittir.
Dimension "k1" is for motors with brake.
Maße "k1" ist für Bremsenmotoren.



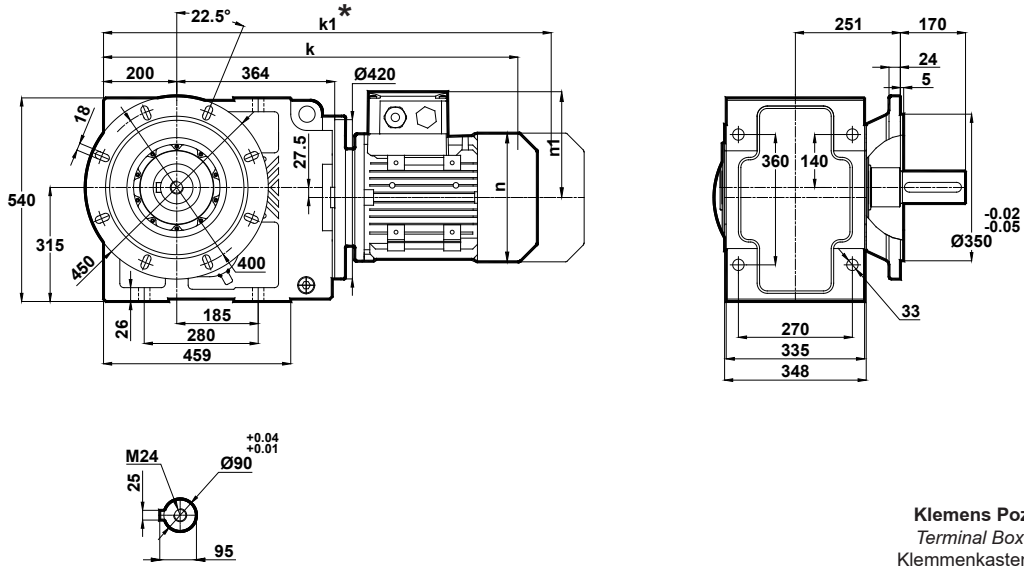
Ölçü Sayfaları Dimension Pages Abmessungenseiten



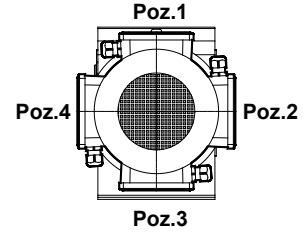
Kalasanati.com

-Mil ucu çektirme deliği DIN 332 sayfa 2 / Tapped center hole to DIN 332, sheet 2 / Zentrierung mit Gewinde DIN 332, Blatt 2

KR773.02



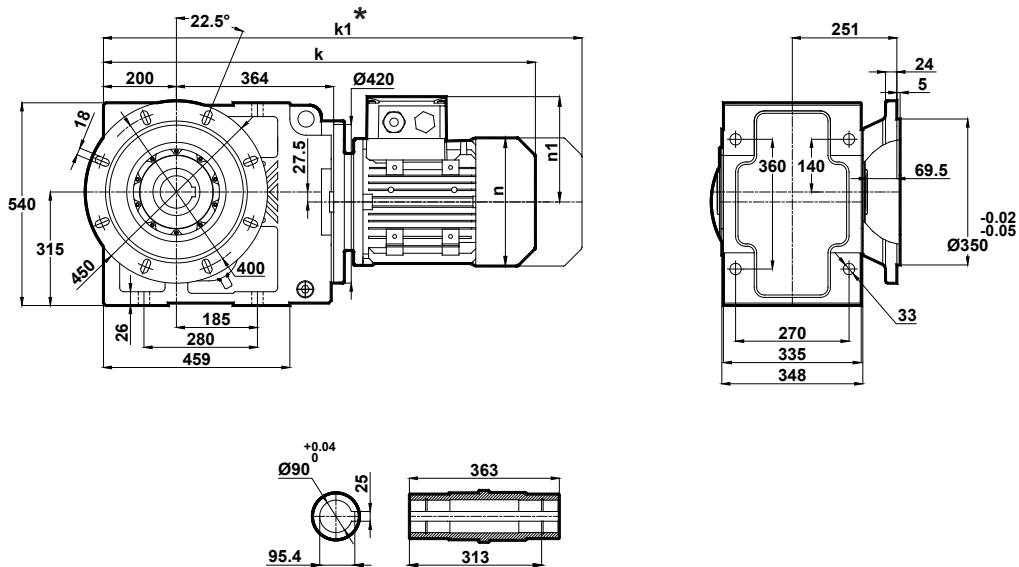
Klemens Pozisyonları
Terminal Box Positions
Klemmenkasten Positionen



132-160-180-200-225-250
Tip / Type / Typ


| | 132S | 132M | 160M | 160L | 180M | 180L | 200L | 225S | 225M | 250M |
|----|--------|--------|--------|--------|--------|--------|--------|--------|--------|--------|
| k | 980.5 | 980.5 | 1076.5 | 1076.5 | 1148.5 | 1148.5 | 1194.5 | 1221.5 | 1246.5 | 1338.5 |
| k1 | 1110.5 | 1110.5 | 1224.5 | 1224.5 | 1307 | 1307 | 1381 | 1386.5 | 1411.5 | 1509 |
| n | 257 | 257 | 316 | 316 | 354 | 354 | 399 | 438 | 438 | 481 |
| n1 | 179 | 179 | 224 | 224 | 240 | 240 | 285 | 314 | 314 | 335 |

KR773.03



| | 132S | 132M | 160M | 160L | 180M | 180L | 200L | 225S | 225M | 250M |
|----|--------|--------|--------|--------|--------|--------|--------|--------|--------|--------|
| k | 980.5 | 980.5 | 1076.5 | 1076.5 | 1148.5 | 1148.5 | 1194.5 | 1221.5 | 1246.5 | 1338.5 |
| k1 | 1110.5 | 1110.5 | 1224.5 | 1224.5 | 1307 | 1307 | 1381 | 1386.5 | 1411.5 | 1509 |
| n | 257 | 257 | 316 | 316 | 354 | 354 | 399 | 438 | 438 | 481 |
| n1 | 179 | 179 | 224 | 224 | 240 | 240 | 285 | 314 | 314 | 335 |

* "k1" Ölçüsü frenli redüktörlere aittir.
Dimension "k1" is for motors with brake.
Maße "k1" ist für Bremsenmotoren.



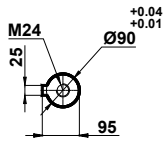
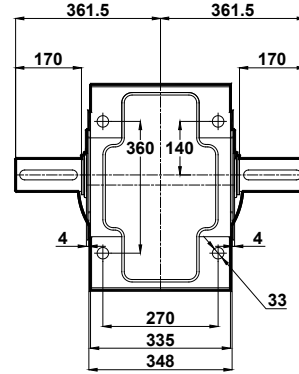
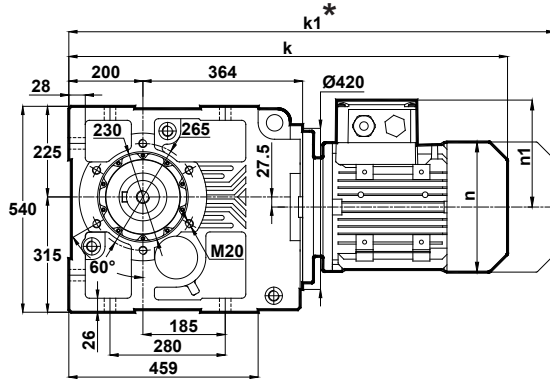
Ölçü Sayfaları Dimension Pages Abmessungsseiten



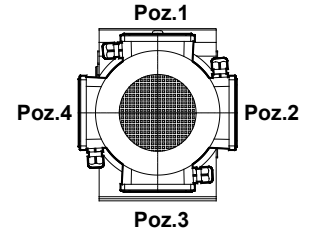
-Mil ucu çektirme deliği DIN 332 sayfa 2 / Tapped center hole to DIN 332, sheet 2 / Zentrierung mit Gewinde DIN 332, Blatt 2

Kalasanati.com

KR773.04



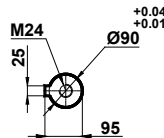
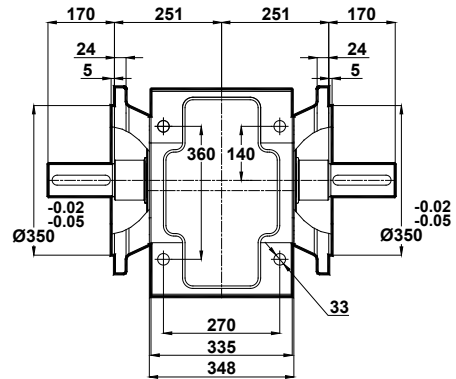
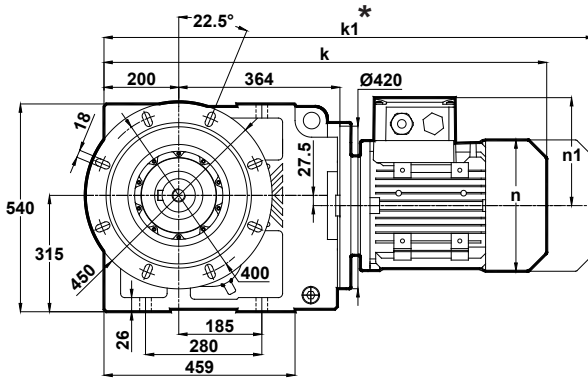
Klemens Pozisyonları
Terminal Box Positions
Klemmenkasten Positionen



132-160-180-200-225-250
Tip / Type / Typ


| | 132S | 132M | 160M | 160L | 180M | 180L | 200L | 225S | 225M | 250M |
|----|--------|--------|--------|--------|--------|--------|--------|--------|--------|--------|
| k | 980.5 | 980.5 | 1076.5 | 1076.5 | 1148.5 | 1148.5 | 1194.5 | 1221.5 | 1246.5 | 1338.5 |
| k1 | 1110.5 | 1110.5 | 1224.5 | 1224.5 | 1307 | 1307 | 1381 | 1386.5 | 1411.5 | 1509 |
| n | 257 | 257 | 316 | 316 | 354 | 354 | 399 | 438 | 438 | 481 |
| n1 | 179 | 179 | 224 | 224 | 240 | 240 | 285 | 314 | 314 | 335 |

KR773.05



| | 132S | 132M | 160M | 160L | 180M | 180L | 200L | 225S | 225M | 250M |
|----|--------|--------|--------|--------|--------|--------|--------|--------|--------|--------|
| k | 980.5 | 980.5 | 1076.5 | 1076.5 | 1148.5 | 1148.5 | 1194.5 | 1221.5 | 1246.5 | 1338.5 |
| k1 | 1110.5 | 1110.5 | 1224.5 | 1224.5 | 1307 | 1307 | 1381 | 1386.5 | 1411.5 | 1509 |
| n | 257 | 257 | 316 | 316 | 354 | 354 | 399 | 438 | 438 | 481 |
| n1 | 179 | 179 | 224 | 224 | 240 | 240 | 285 | 314 | 314 | 335 |

* "k1" Ölçüsü frenli redüktörlere aittir.
Dimension "k1" is for motors with brake.
Maße "k1" ist für Bremsenmotoren.



Ölçü Sayfaları

Dimension Pages

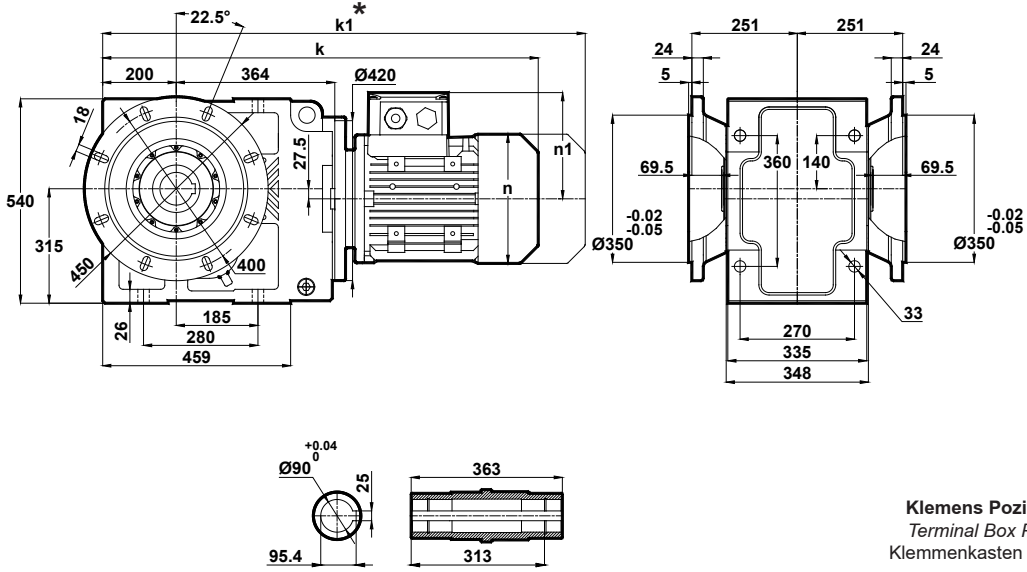
Abmessungsseiten



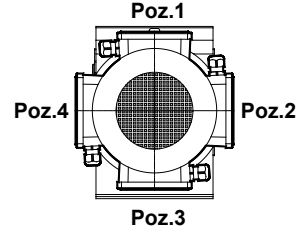
Kalasanati.com

-Mil ucu çektirme deliği DIN 332 sayfa 2 / Tapped center hole to DIN 332, sheet 2 / Zentrierung mit Gewinde DIN 332, Blatt 2

KR773.08




Klemens Pozisyonları
Terminal Box Positions
Klemmenkasten Positionen



132-160-180-200-225-250
Tip / Type / Typ

| | 132S | 132M | 160M | 160L | 180M | 180L | 200L | 225S | 225M | 250M |
|----|--------|--------|--------|--------|--------|--------|--------|--------|--------|--------|
| k | 980.5 | 980.5 | 1076.5 | 1076.5 | 1148.5 | 1148.5 | 1194.5 | 1221.5 | 1246.5 | 1338.5 |
| k1 | 1110.5 | 1110.5 | 1224.5 | 1224.5 | 1307 | 1307 | 1381 | 1386.5 | 1411.5 | 1509 |
| n | 257 | 257 | 316 | 316 | 354 | 354 | 399 | 438 | 438 | 481 |
| n1 | 179 | 179 | 224 | 224 | 240 | 240 | 285 | 314 | 314 | 335 |

* "k1" Ölçüsü frenli redüktörlere aittir.
Dimension "k1" is for motors with brake.
Maße "k1" ist für Bremsenmotoren.



Ölçü Sayfaları

Dimension Pages

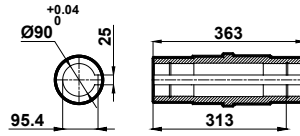
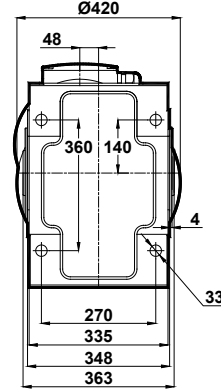
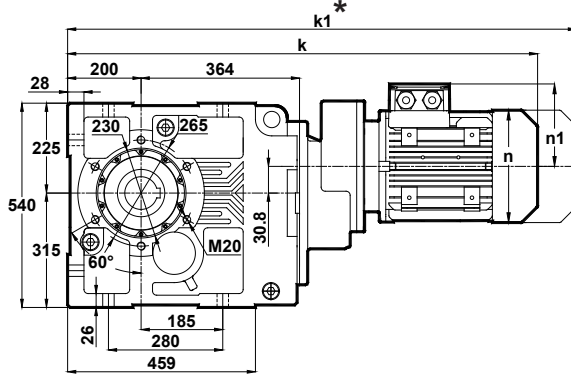
Abmessungsseiten



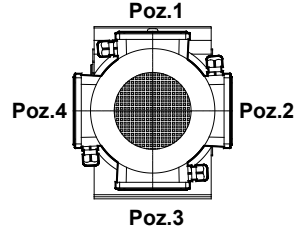
Kalasanati.com

-Mil ucu çekirme deliği DIN 332 sayfa 2 / Tapped center hole to DIN 332, sheet 2 / Zentrierung mit Gewinde DIN 332, Blatt 2

KR774.00



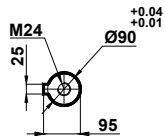
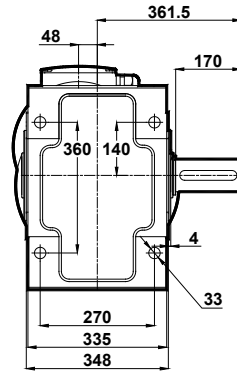
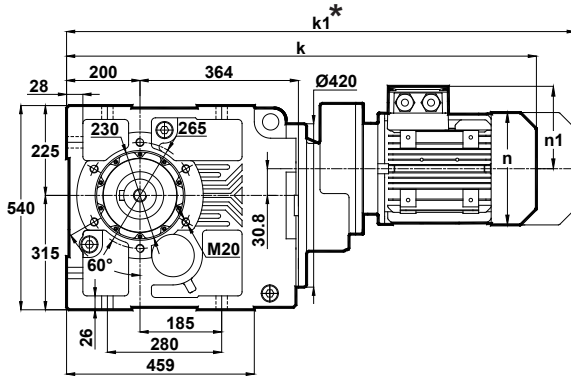
Klemens Pozisyonları
Terminal Box Positions
Klemmenkasten Positionen



90-100-112-132
Tip / Type / Typ


| | 90S | 90L | 100L | 112M | 132S | 132M |
|----|-------|-------|-------|--------|--------|--------|
| k | 945.5 | 945.5 | 990.5 | 1014.5 | 1099.5 | 1099.5 |
| k1 | 1049 | 1049 | 1099 | 1119 | 1229.5 | 1229.5 |
| n | 176 | 176 | 193 | 215 | 257 | 257 |
| n1 | 133 | 133 | 147 | 158 | 179 | 179 |

KR774.01



| | 90S | 90L | 100L | 112M | 132S | 132M |
|----|-------|-------|-------|--------|--------|--------|
| k | 945.5 | 945.5 | 990.5 | 1014.5 | 1099.5 | 1099.5 |
| k1 | 1049 | 1049 | 1099 | 1119 | 1229.5 | 1229.5 |
| n | 176 | 176 | 193 | 215 | 257 | 257 |
| n1 | 133 | 133 | 147 | 158 | 179 | 179 |

* " k1 " Ölçüsü frenli redüktörlere aittir.
Dimension " k1 " is for motors with brake.
Maße " k1 " ist für Bremsenmotoren.



Ölçü Sayfaları

Dimension Pages

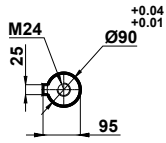
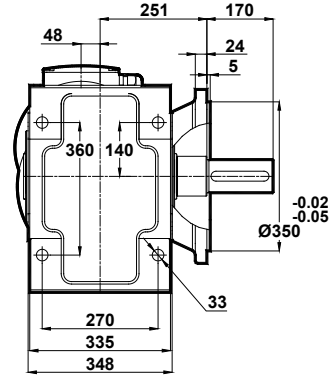
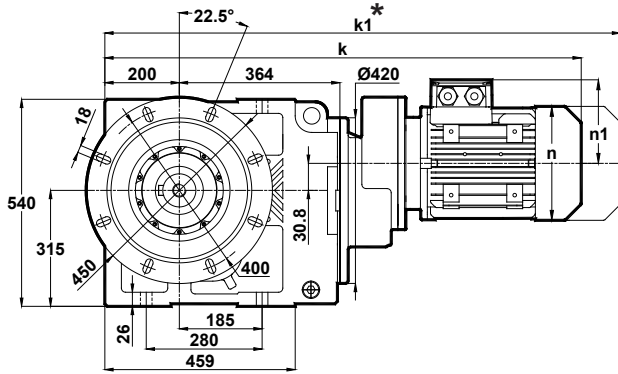
Abmessungsseiten



Kalasanati.com

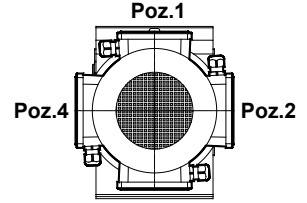
-Mil ucu çektirme deliği DIN 332 sayfa 2 / Tapped center hole to DIN 332, sheet 2 / Zentrierung mit Gewinde DIN 332, Blatt 2

KR774.02



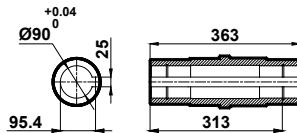
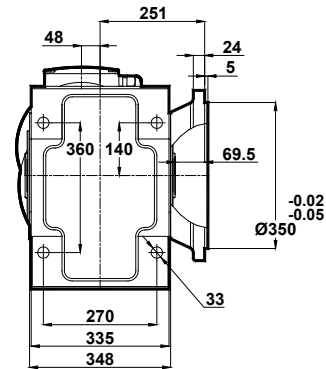
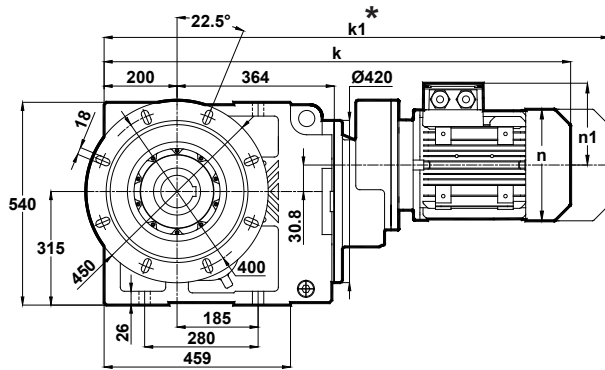
| | 90S | 90L | 100L | 112M | 132S | 132M |
|----|-------|-------|-------|--------|--------|--------|
| k | 945.5 | 945.5 | 990.5 | 1014.5 | 1099.5 | 1099.5 |
| k1 | 1049 | 1049 | 1099 | 1119 | 1229.5 | 1229.5 |
| n | 176 | 176 | 193 | 215 | 257 | 257 |
| n1 | 133 | 133 | 147 | 158 | 179 | 179 |

Klemens Pozisyonları
Terminal Box Positions
Klemmenkasten Positionen




Poz.3
90-100-112-132
Tip / Type / Typ

KR774.03



| | 90S | 90L | 100L | 112M | 132S | 132M |
|----|-------|-------|-------|--------|--------|--------|
| k | 945.5 | 945.5 | 990.5 | 1014.5 | 1099.5 | 1099.5 |
| k1 | 1049 | 1049 | 1099 | 1119 | 1229.5 | 1229.5 |
| n | 176 | 176 | 193 | 215 | 257 | 257 |
| n1 | 133 | 133 | 147 | 158 | 179 | 179 |

* "k1" Ölçüsü frenli redüktörlere aittir.
Dimension "k1" is for motors with brake.
Maße "k1" ist für Bremsenmotoren.



Ölçü Sayfaları

Dimension Pages

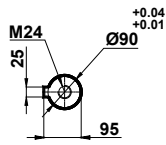
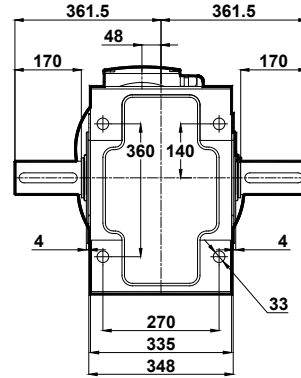
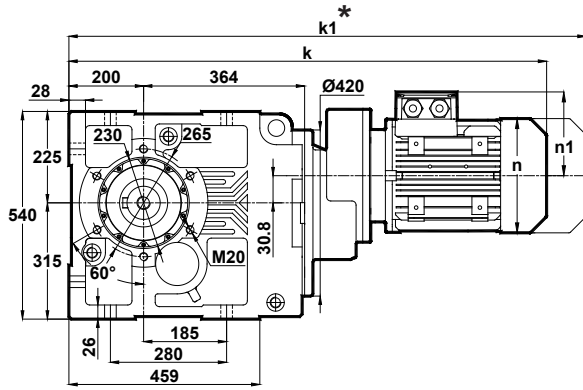
Abmessungsseiten



Kalasanati.com

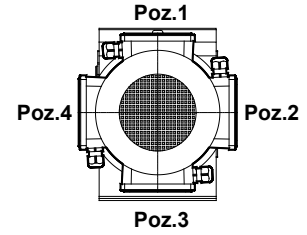
-Mil ucu çektirme deliği DIN 332 sayfa 2 / Tapped center hole to DIN 332, sheet 2 / Zentrierung mit Gewinde DIN 332, Blatt 2

KR774.04



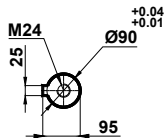
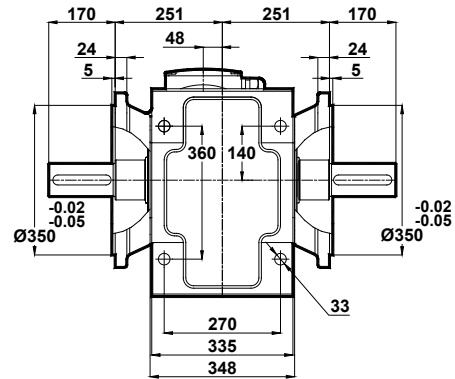
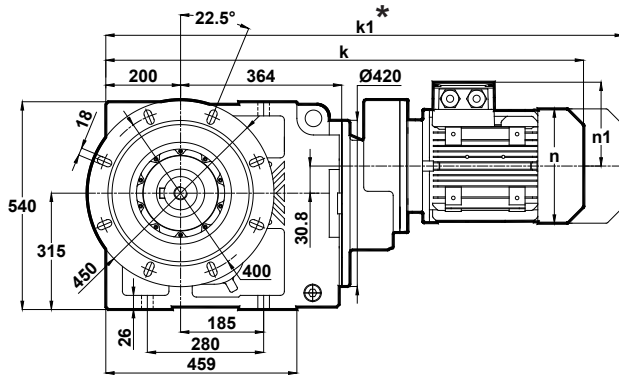
Klemens Pozisyonları
Terminal Box Positions
Klemmenkasten Positionen

| | 90S | 90L | 100L | 112M | 132S | 132M |
|----|-------|-------|-------|--------|--------|--------|
| k | 945.5 | 945.5 | 990.5 | 1014.5 | 1099.5 | 1099.5 |
| k1 | 1049 | 1049 | 1099 | 1119 | 1229.5 | 1229.5 |
| n | 176 | 176 | 193 | 215 | 257 | 257 |
| n1 | 133 | 133 | 147 | 158 | 179 | 179 |




90-100-112-132
Tip / Type / Typ

KR774.05



| | 90S | 90L | 100L | 112M | 132S | 132M |
|----|-------|-------|-------|--------|--------|--------|
| k | 945.5 | 945.5 | 990.5 | 1014.5 | 1099.5 | 1099.5 |
| k1 | 1049 | 1049 | 1099 | 1119 | 1229.5 | 1229.5 |
| n | 176 | 176 | 193 | 215 | 257 | 257 |
| n1 | 133 | 133 | 147 | 158 | 179 | 179 |

* "k1" Ölçüsü frenli redüktörlere aittir.
Dimension "k1" is for motors with brake.
Maße "k1" ist für Bremsenmotoren.



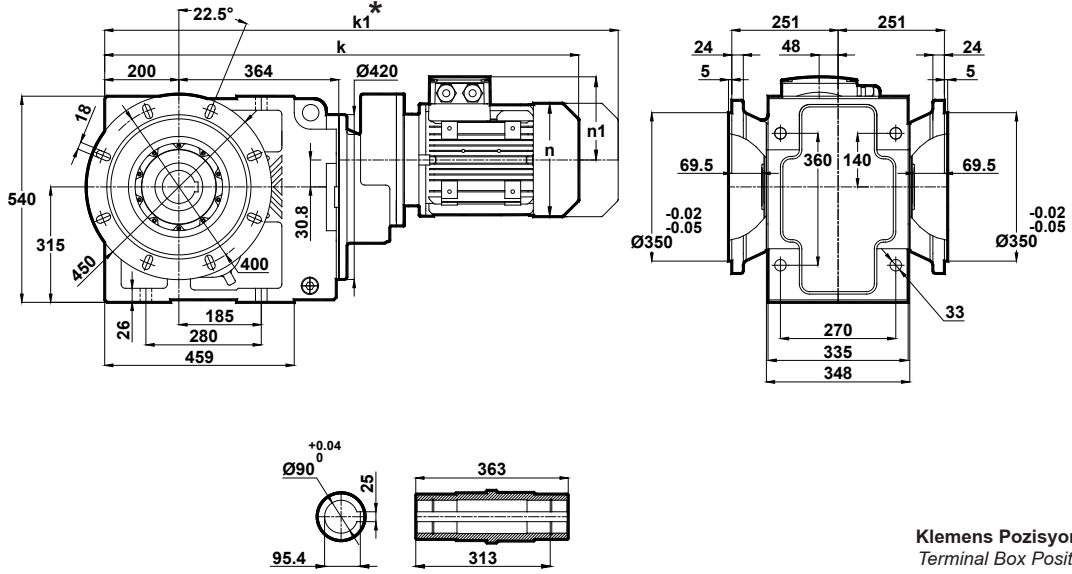
Ölçü Sayfaları Dimension Pages Abmessungsseiten



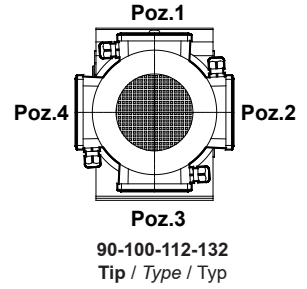
Kalasanati.com

-Mil ucu çektirme deliği DIN 332 sayfa 2 / Tapped center hole to DIN 332, sheet 2 / Zentrierung mit Gewinde DIN 332, Blatt 2

KR774.08




Klemens Pozisyonları
Terminal Box Positions
Klemmenkasten Positionen



| | 90S | 90L | 100L | 112M | 132S | 132M |
|----|-------|-------|-------|--------|--------|--------|
| k | 945.5 | 945.5 | 990.5 | 1014.5 | 1099.5 | 1099.5 |
| k1 | 1049 | 1049 | 1099 | 1119 | 1229.5 | 1229.5 |
| n | 176 | 176 | 193 | 215 | 257 | 257 |
| n1 | 133 | 133 | 147 | 158 | 179 | 179 |

* "k1" Ölçüsü frenli redüktörlere aittir.
Dimension "k1" is for motors with brake.
Maße "k1" ist für Bremsenmotoren.



Ölçü Sayfaları

Dimension Pages

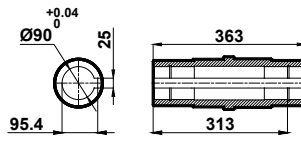
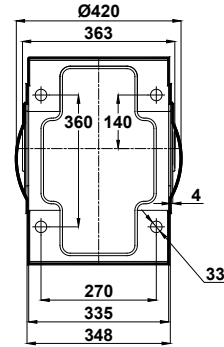
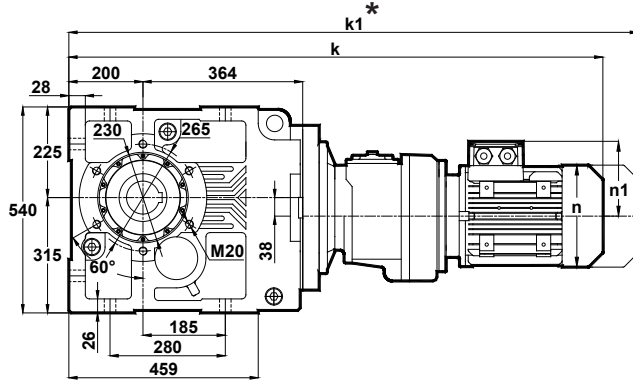
Abmessungsseiten



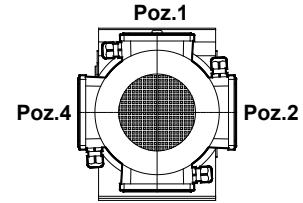
Kalasanati.com

-Mil ucu çektirme deliği DIN 332 sayfa 2 / Tapped center hole to DIN 332, sheet 2 / Zentrierung mit Gewinde DIN 332, Blatt 2

KR775.00
KR776.00



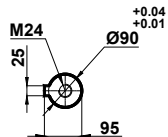
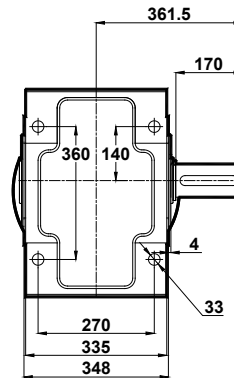
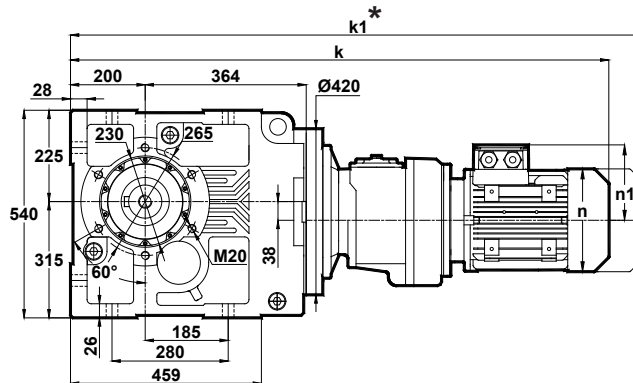
Klemens Pozisyonları
Terminal Box Positions
Klemmenkasten Positionen



Poz.3
71-80-90-100
Tip / Type / Typ


| | 71 | 80 | 90S | 90L | 100L |
|----|--------|--------|--------|--------|--------|
| k | 1018.5 | 1052.5 | 1091.5 | 1091.5 | 1139.5 |
| k1 | 1109.5 | 1145.5 | 1195 | 1195 | 1248 |
| n | 137 | 155 | 176 | 176 | 193 |
| n1 | 112 | 121 | 133 | 133 | 147 |

KR775.01
KR776.01



| | 71 | 80 | 90S | 90L | 100L |
|----|--------|--------|--------|--------|--------|
| k | 1018.5 | 1052.5 | 1091.5 | 1091.5 | 1139.5 |
| k1 | 1109.5 | 1145.5 | 1195 | 1195 | 1248 |
| n | 137 | 155 | 176 | 176 | 193 |
| n1 | 112 | 121 | 133 | 133 | 147 |

* " k1 " Ölçüsü frenli redüktörlere aittir.
Dimension " k1 " is for motors with brake.
Maße " k1 " ist für Bremsenmotoren.



Ölçü Sayfaları

Dimension Pages

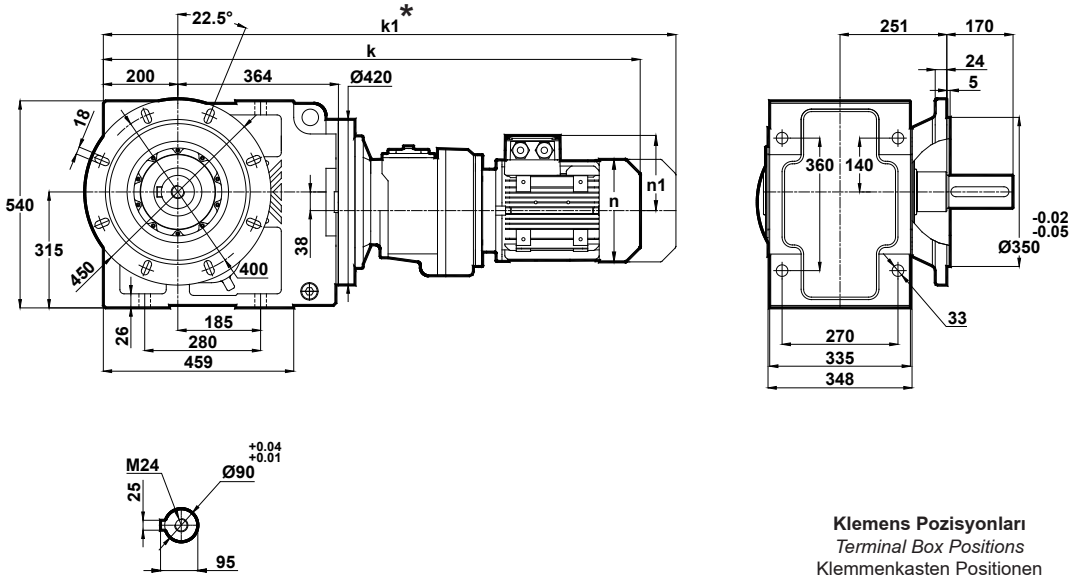
Abmessungsseiten



Kalasanati.com

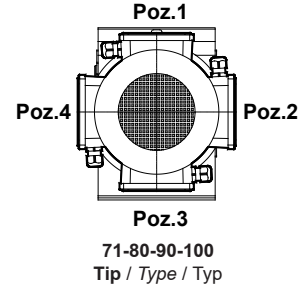
-Mil ucu çektirme deliği DIN 332 sayfa 2 / Tapped center hole to DIN 332, sheet 2 / Zentrierung mit Gewinde DIN 332, Blatt 2

KR775.02
KR776.02

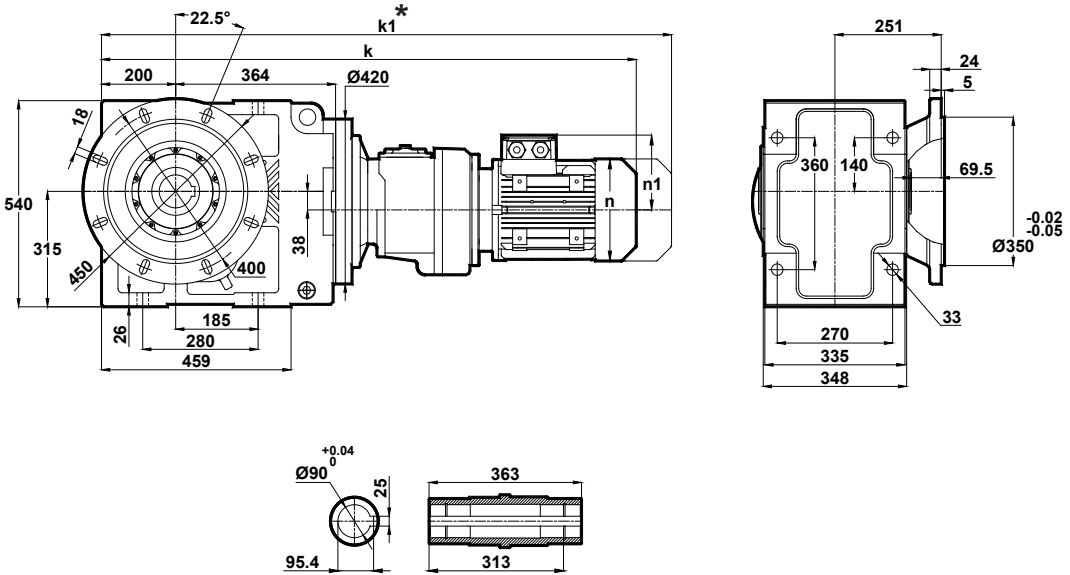


| | 71 | 80 | 90S | 90L | 100L |
|----|--------|--------|--------|--------|--------|
| k | 1018.5 | 1052.5 | 1091.5 | 1091.5 | 1139.5 |
| k1 | 1109.5 | 1145.5 | 1195 | 1195 | 1248 |
| n | 137 | 155 | 176 | 176 | 193 |
| n1 | 112 | 121 | 133 | 133 | 147 |

Klemens Pozisyonları
Terminal Box Positions
Klemmenkasten Positionen




KR775.03
KR776.03



| | 71 | 80 | 90S | 90L | 100L |
|----|--------|--------|--------|--------|--------|
| k | 1018.5 | 1052.5 | 1091.5 | 1091.5 | 1139.5 |
| k1 | 1109.5 | 1145.5 | 1195 | 1195 | 1248 |
| n | 137 | 155 | 176 | 176 | 193 |
| n1 | 112 | 121 | 133 | 133 | 147 |

* "k1" Ölçüsü frenli redüktörlere aittir.
Dimension "k1" is for motors with brake.
Maße "k1" ist für Bremsenmotoren.



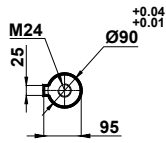
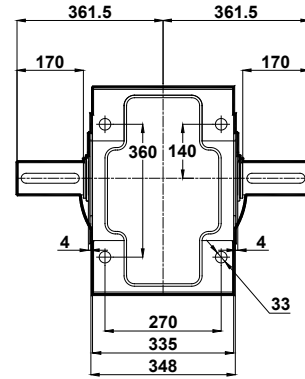
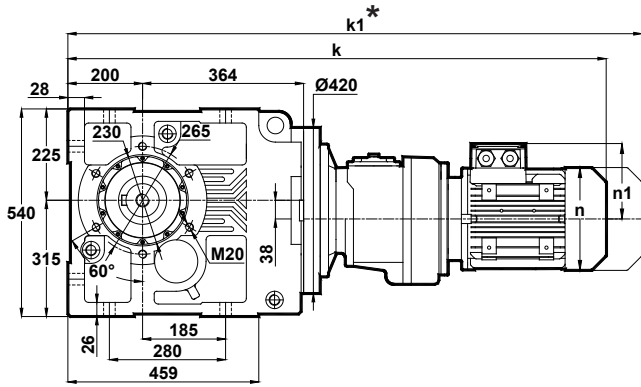
Ölçü Sayfaları Dimension Pages Abmessungenseiten



Kalasanati.com

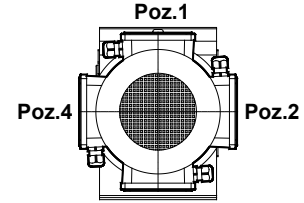
-Mil ucu çektirme deliği DIN 332 sayfa 2 / Tapped center hole to DIN 332, sheet 2 / Zentrierung mit Gewinde DIN 332, Blatt 2

KR775.04
KR776.04



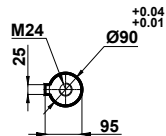
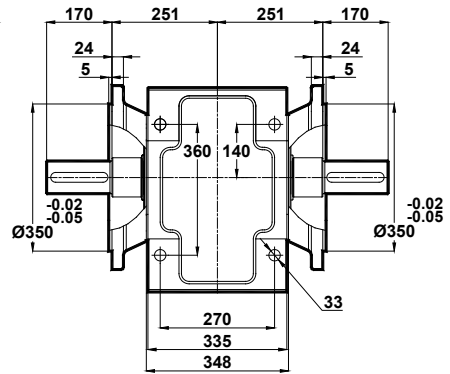
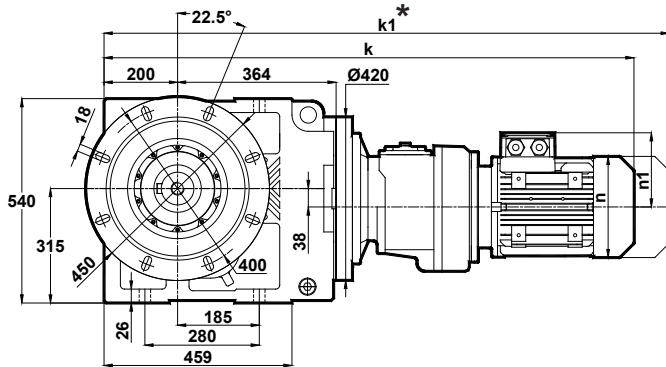
Klemens Pozisyonları
Terminal Box Positions
Klemmenkasten Positionen

| | 71 | 80 | 90S | 90L | 100L |
|----|--------|--------|--------|--------|--------|
| k | 1018.5 | 1052.5 | 1091.5 | 1091.5 | 1139.5 |
| k1 | 1109.5 | 1145.5 | 1195 | 1195 | 1248 |
| n | 137 | 155 | 176 | 176 | 193 |
| n1 | 112 | 121 | 133 | 133 | 147 |




Poz.3
71-80-90-100
Tip / Type / Typ

KR775.05
KR776.05



| | 71 | 80 | 90S | 90L | 100L |
|----|--------|--------|--------|--------|--------|
| k | 1018.5 | 1052.5 | 1091.5 | 1091.5 | 1139.5 |
| k1 | 1109.5 | 1145.5 | 1195 | 1195 | 1248 |
| n | 137 | 155 | 176 | 176 | 193 |
| n1 | 112 | 121 | 133 | 133 | 147 |

* "k1" Ölçüsü frenli redüktörlere aittir.
Dimension "k1" is for motors with brake.
Maße "k1" ist für Bremsenmotoren.



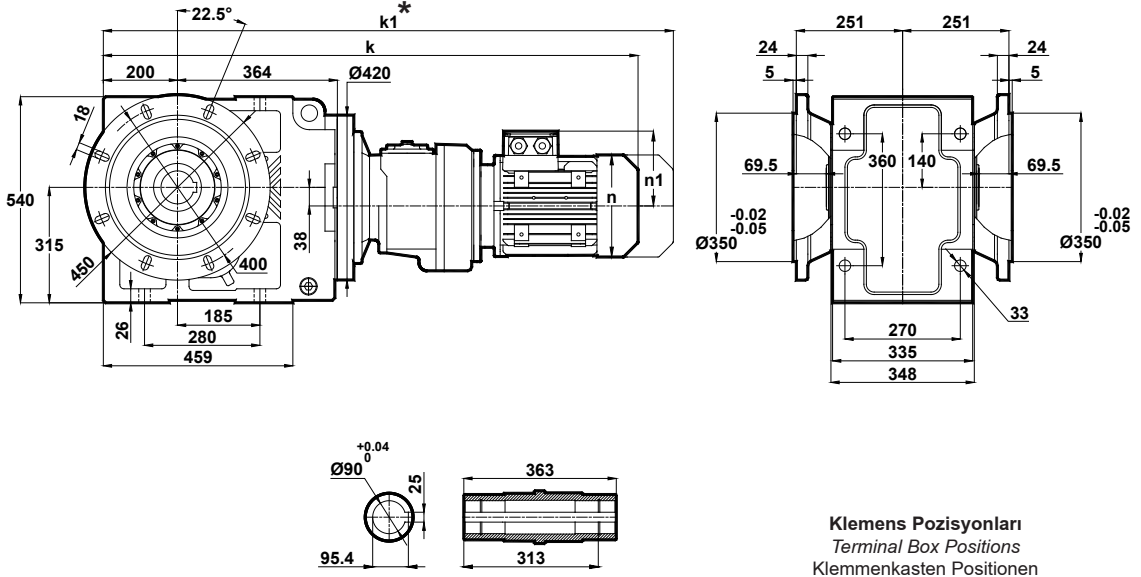
Ölçü Sayfaları Dimension Pages Abmessungenseiten



Kalasanati.com

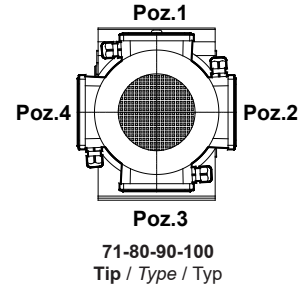
-Mil ucu çektirme deliği DIN 332 sayfa 2 / Tapped center hole to DIN 332, sheet 2 / Zentrierung mit Gewinde DIN 332, Blatt 2

KR775.08
KR776.08




| | 71 | 80 | 90S | 90L | 100L |
|----|--------|--------|--------|--------|--------|
| k | 1018.5 | 1052.5 | 1091.5 | 1091.5 | 1139.5 |
| k1 | 1109.5 | 1145.5 | 1195 | 1195 | 1248 |
| n | 137 | 155 | 176 | 176 | 193 |
| n1 | 112 | 121 | 133 | 133 | 147 |

Klemens Pozisyonları
Terminal Box Positions
Klemmenkasten Positionen



* "k1" Ölçüsü frenli redüktörlere aittir.
Dimension "k1" is for motors with brake.
Maße "k1" ist für Bremsenmotoren.



Ölçü Sayfaları

Dimension Pages

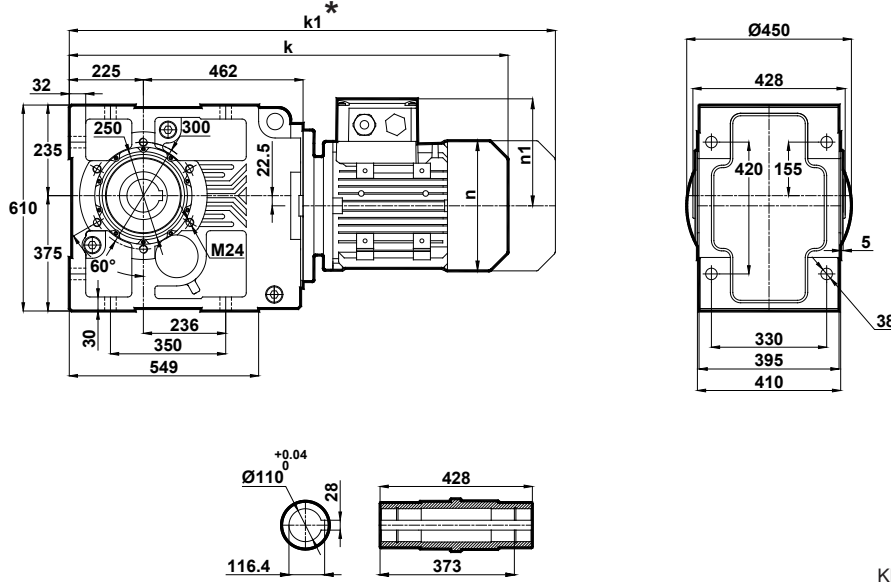
Abmessungsseiten



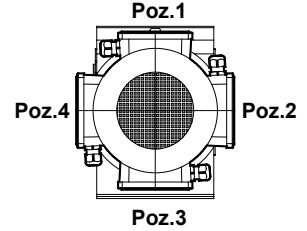
Kalasanati.com

-Mil ucu çektirme deliği DIN 332 sayfa 2 / Tapped center hole to DIN 332, sheet 2 / Zentrierung mit Gewinde DIN 332, Blatt 2

KR873.00



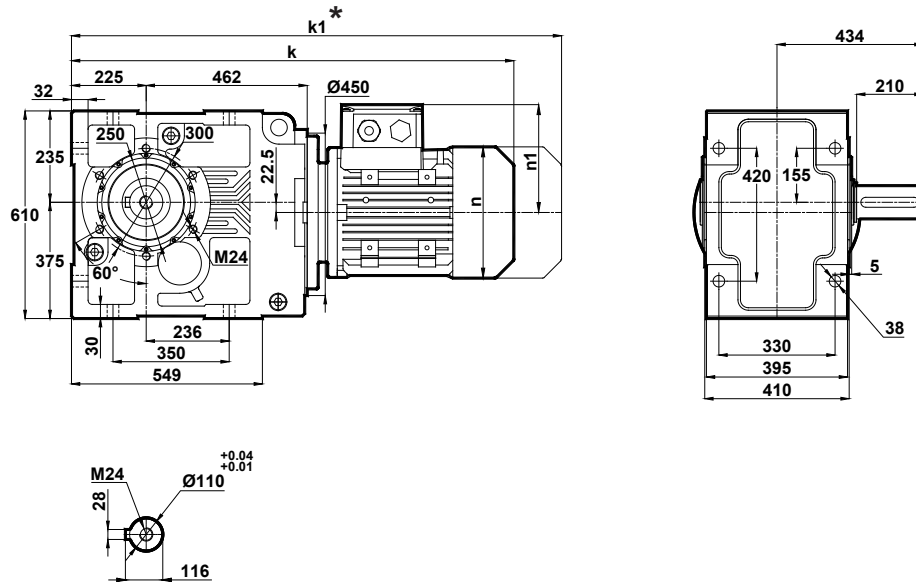
Klemens Pozisyonları
Terminal Box Positions
Klemmenkasten Positionen



132-160-180-200-225-250-280
Tip / Type / Typ


| | 160M | 160L | 180M | 180L | 200L | 225S | 225M | 250M | 280S | 280M |
|----|--------|--------|--------|--------|--------|------|------|--------|--------|--------|
| k | 1187.5 | 1187.5 | 1259.5 | 1259.5 | 1305.5 | 1335 | 1360 | 1450.5 | 1512.5 | 1512.5 |
| k1 | 1335.5 | 1335.5 | 1418 | 1418 | 1492 | 1500 | 1525 | 1621 | 1685.5 | 1691.5 |
| n | 316 | 316 | 354 | 354 | 399 | 438 | 438 | 481 | 544 | 544 |
| n1 | 224 | 224 | 240 | 240 | 285 | 314 | 314 | 335 | 350 | 350 |

KR873.01



| | 160M | 160L | 180M | 180L | 200L | 225S | 225M | 250M | 280S | 280M |
|----|--------|--------|--------|--------|--------|------|------|--------|--------|--------|
| k | 1187.5 | 1187.5 | 1259.5 | 1259.5 | 1305.5 | 1335 | 1360 | 1450.5 | 1512.5 | 1512.5 |
| k1 | 1335.5 | 1335.5 | 1418 | 1418 | 1492 | 1500 | 1525 | 1621 | 1685.5 | 1691.5 |
| n | 316 | 316 | 354 | 354 | 399 | 438 | 438 | 481 | 544 | 544 |
| n1 | 224 | 224 | 240 | 240 | 285 | 314 | 314 | 335 | 350 | 350 |

* "k1" Ölçüsü frenli redüktörlere aittir.
Dimension "k1" is for motors with brake.
Maße "k1" ist für Bremsenmotoren.



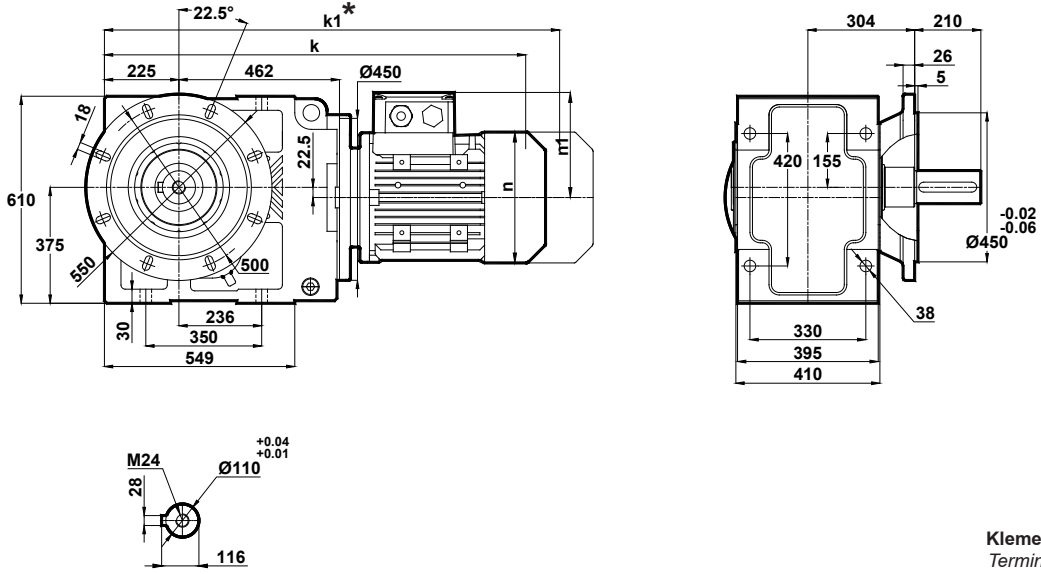
Ölçü Sayfaları Dimension Pages Abmessungenseiten



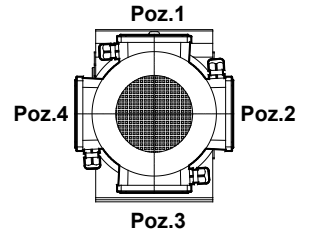
Kalasanati.com

-Mil ucu çektirme deliği DIN 332 sayfa 2 / Tapped center hole to DIN 332, sheet 2 / Zentrierung mit Gewinde DIN 332, Blatt 2

KR873.02



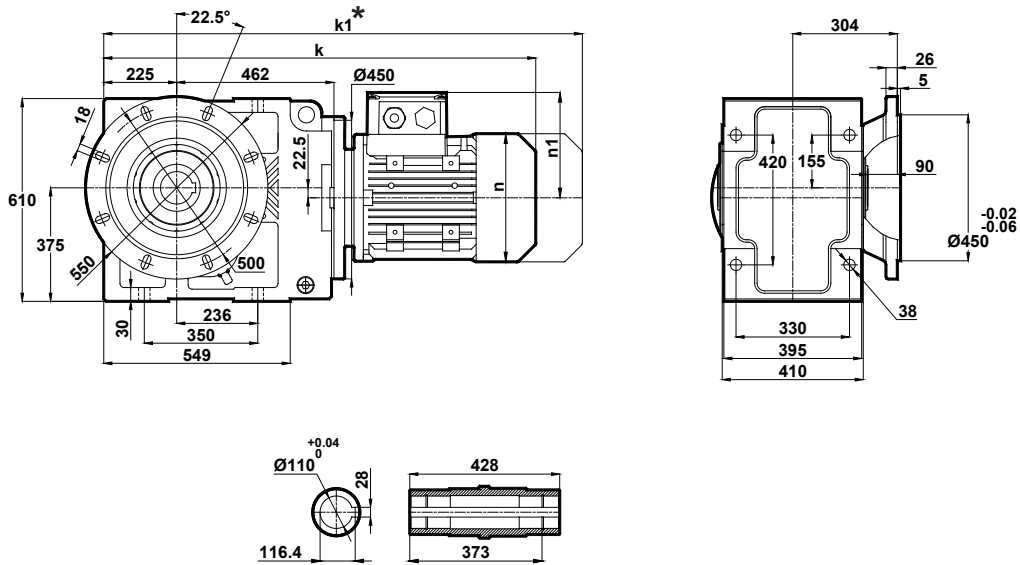
Klemens Pozisyonları
Terminal Box Positions
Klemmenkasten Positionen



132-160-180-200-225-250-280
Tip / Type / Typ


| | 160M | 160L | 180M | 180L | 200L | 225S | 225M | 250M | 280S | 280M |
|----|--------|--------|--------|--------|--------|------|------|--------|--------|--------|
| k | 1187.5 | 1187.5 | 1259.5 | 1259.5 | 1305.5 | 1335 | 1360 | 1450.5 | 1512.5 | 1512.5 |
| k1 | 1335.5 | 1335.5 | 1418 | 1418 | 1492 | 1500 | 1525 | 1621 | 1685.5 | 1691.5 |
| n | 316 | 316 | 354 | 354 | 399 | 438 | 438 | 481 | 544 | 544 |
| n1 | 224 | 224 | 240 | 240 | 285 | 314 | 314 | 335 | 350 | 350 |

KR873.03



| | 160M | 160L | 180M | 180L | 200L | 225S | 225M | 250M | 280S | 280M |
|----|--------|--------|--------|--------|--------|------|------|--------|--------|--------|
| k | 1187.5 | 1187.5 | 1259.5 | 1259.5 | 1305.5 | 1335 | 1360 | 1450.5 | 1512.5 | 1512.5 |
| k1 | 1335.5 | 1335.5 | 1418 | 1418 | 1492 | 1500 | 1525 | 1621 | 1685.5 | 1691.5 |
| n | 316 | 316 | 354 | 354 | 399 | 438 | 438 | 481 | 544 | 544 |
| n1 | 224 | 224 | 240 | 240 | 285 | 314 | 314 | 335 | 350 | 350 |

* "k1" Ölçüsü frenli redüktörlere aittir.
Dimension "k1" is for motors with brake.
Maße "k1" ist für Bremsenmotoren.



Ölçü Sayfaları

Dimension Pages

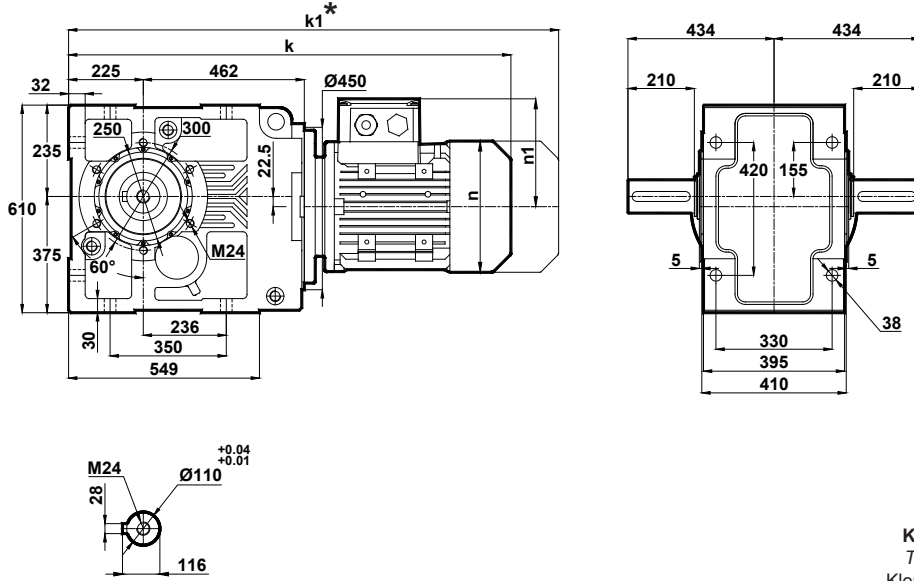
Abmessungsseiten



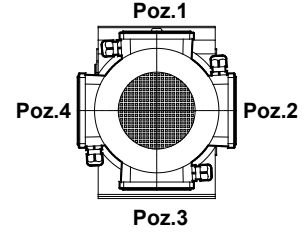
Kalasanati.com

-Mil ucu çektirme deliği DIN 332 sayfa 2 / Tapped center hole to DIN 332, sheet 2 / Zentrierung mit Gewinde DIN 332, Blatt 2

KR873.04



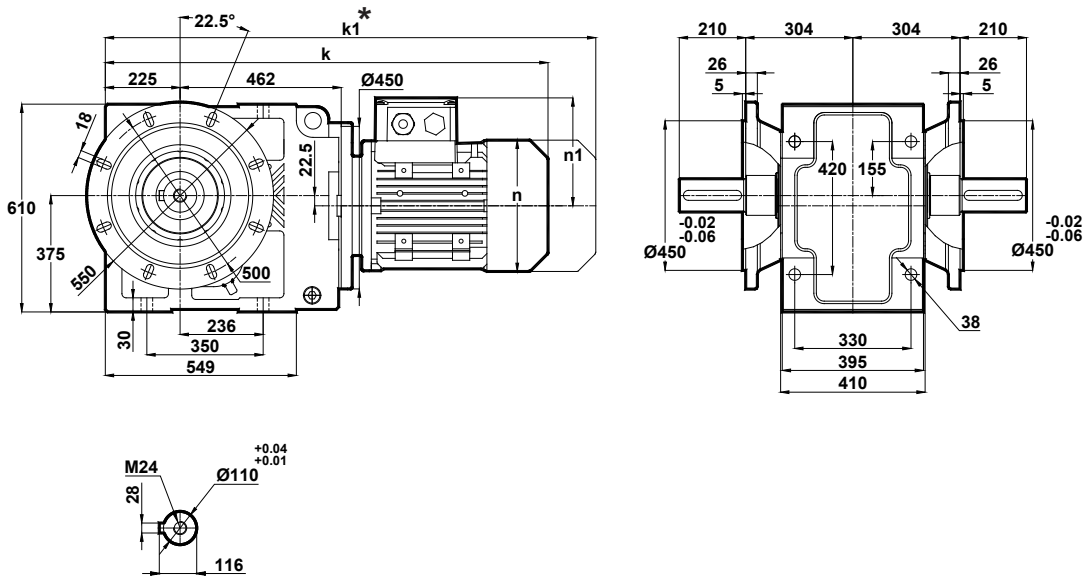
Klemens Pozisyonları
Terminal Box Positions
Klemmenkasten Positionen



132-160-180-200-225-250-280
Tip / Type / Typ


| | 160M | 160L | 180M | 180L | 200L | 225S | 225M | 250M | 280S | 280M |
|----|--------|--------|--------|--------|--------|------|------|--------|--------|--------|
| k | 1187.5 | 1187.5 | 1259.5 | 1259.5 | 1305.5 | 1335 | 1360 | 1450.5 | 1512.5 | 1512.5 |
| k1 | 1335.5 | 1335.5 | 1418 | 1418 | 1492 | 1500 | 1525 | 1621 | 1685.5 | 1691.5 |
| n | 316 | 316 | 354 | 354 | 399 | 438 | 438 | 481 | 544 | 544 |
| n1 | 224 | 224 | 240 | 240 | 285 | 314 | 314 | 335 | 350 | 350 |

KR873.05



| | 160M | 160L | 180M | 180L | 200L | 225S | 225M | 250M | 280S | 280M |
|----|--------|--------|--------|--------|--------|------|------|--------|--------|--------|
| k | 1187.5 | 1187.5 | 1259.5 | 1259.5 | 1305.5 | 1335 | 1360 | 1450.5 | 1512.5 | 1512.5 |
| k1 | 1335.5 | 1335.5 | 1418 | 1418 | 1492 | 1500 | 1525 | 1621 | 1685.5 | 1691.5 |
| n | 316 | 316 | 354 | 354 | 399 | 438 | 438 | 481 | 544 | 544 |
| n1 | 224 | 224 | 240 | 240 | 285 | 314 | 314 | 335 | 350 | 350 |

* "k1" Ölçüsü frenli redüktörlere aittir.
Dimension "k1" is for motors with brake.
Maße "k1" ist für Bremsenmotoren.



Ölçü Sayfaları

Dimension Pages

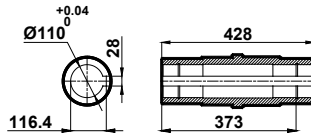
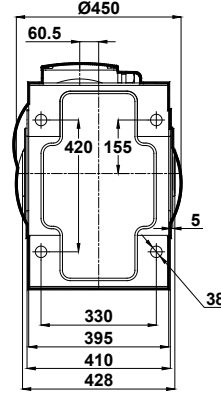
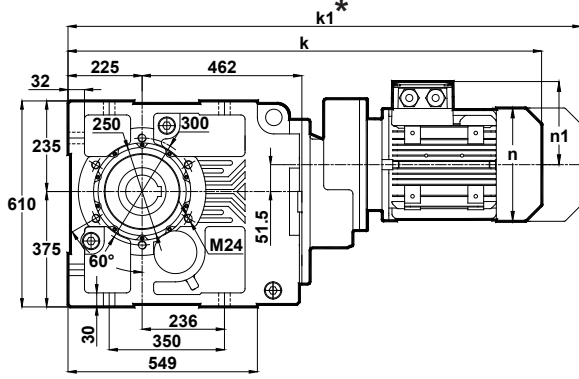
Abmessungsseiten



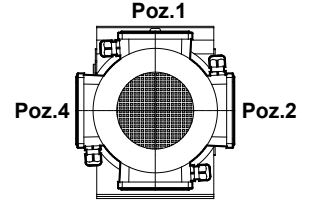
Kalasanati.com

-Mil ucu çektirme deliği DIN 332 sayfa 2 / Tapped center hole to DIN 332, sheet 2 / Zentrierung mit Gewinde DIN 332, Blatt 2

KR874.00



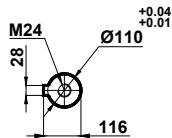
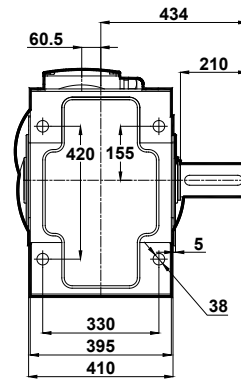
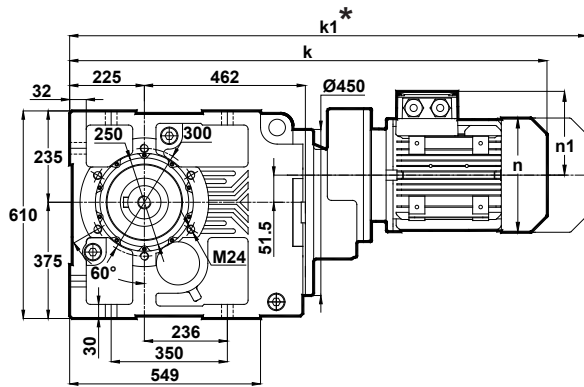
Klemens Pozisyonları
Terminal Box Positions
Klemmenkasten Positionen



Poz.3
100-112-132-160-180
Tip / Type / Typ


| | 100L | 112M | 132S | 132M | 160M | 160L | 180M |
|----|--------|--------|--------|--------|--------|--------|--------|
| k | 1123 | 1147 | 1233.5 | 1233.5 | 1329.5 | 1329.5 | 1401.5 |
| k1 | 1231.5 | 1251.5 | 1363.5 | 1363.5 | 1477.5 | 1477.5 | 1560 |
| n | 193 | 215 | 257 | 257 | 316 | 316 | 354 |
| n1 | 147 | 158 | 179 | 179 | 224 | 224 | 240 |

KR874.01



| | 100L | 112M | 132S | 132M | 160M | 160L | 180M |
|----|--------|--------|--------|--------|--------|--------|--------|
| k | 1123 | 1147 | 1233.5 | 1233.5 | 1329.5 | 1329.5 | 1401.5 |
| k1 | 1231.5 | 1251.5 | 1363.5 | 1363.5 | 1477.5 | 1477.5 | 1560 |
| n | 193 | 215 | 257 | 257 | 316 | 316 | 354 |
| n1 | 147 | 158 | 179 | 179 | 224 | 224 | 240 |

* " k1 " Ölçüsü frenli redüktörlere aittir.
Dimension " k1 " is for motors with brake.
Maße " k1 " ist für Bremsenmotoren.



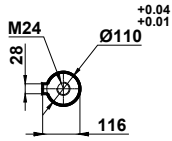
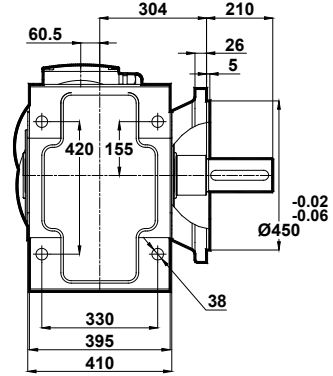
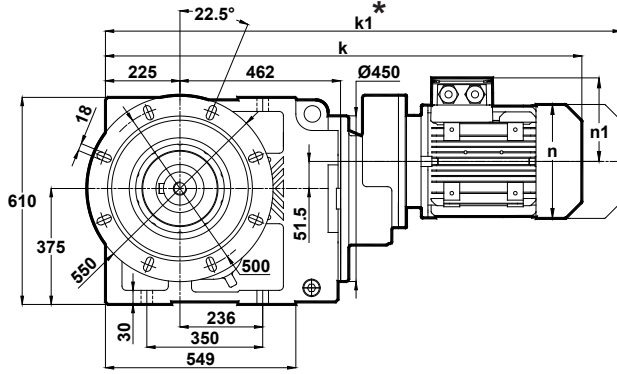
Ölçü Sayfaları Dimension Pages Abmessungsseiten



Kalasanati.com

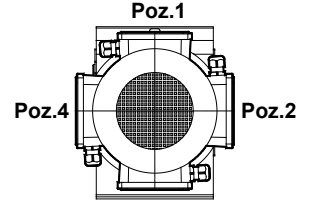
-Mil ucu çektirme deliği DIN 332 sayfa 2 / Tapped center hole to DIN 332, sheet 2 / Zentrierung mit Gewinde DIN 332, Blatt 2

KR874.02



Klemens Pozisyonları
Terminal Box Positions
Klemmenkasten Positionen

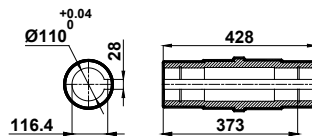
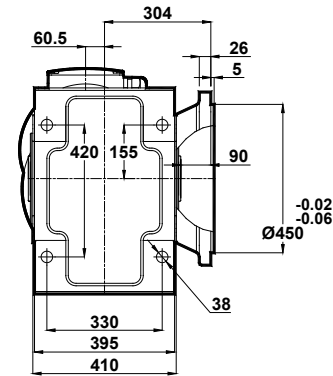
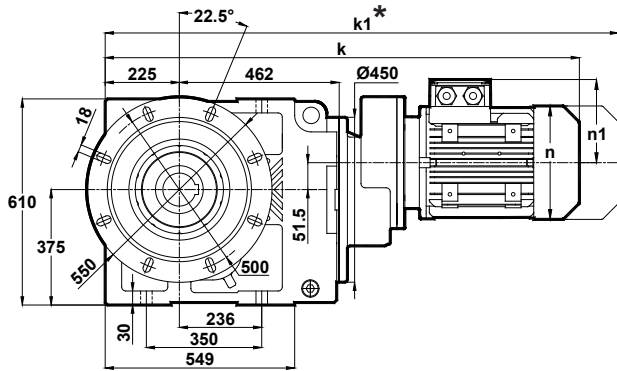
| | 100L | 112M | 132S | 132M | 160M | 160L | 180M |
|----|--------|--------|--------|--------|--------|--------|--------|
| k | 1123 | 1147 | 1233.5 | 1233.5 | 1329.5 | 1329.5 | 1401.5 |
| k1 | 1231.5 | 1251.5 | 1363.5 | 1363.5 | 1477.5 | 1477.5 | 1560 |
| n | 193 | 215 | 257 | 257 | 316 | 316 | 354 |
| n1 | 147 | 158 | 179 | 179 | 224 | 224 | 240 |



Poz.3


100-112-132-160-180
Tip / Type / Typ

KR874.03



| | 100L | 112M | 132S | 132M | 160M | 160L | 180M |
|----|--------|--------|--------|--------|--------|--------|--------|
| k | 1123 | 1147 | 1233.5 | 1233.5 | 1329.5 | 1329.5 | 1401.5 |
| k1 | 1231.5 | 1251.5 | 1363.5 | 1363.5 | 1477.5 | 1477.5 | 1560 |
| n | 193 | 215 | 257 | 257 | 316 | 316 | 354 |
| n1 | 147 | 158 | 179 | 179 | 224 | 224 | 240 |

* "k1" Ölçüsü frenli redüktörlere aittir.
Dimension "k1" is for motors with brake.
Maße "k1" ist für Bremsenmotoren.



Ölçü Sayfaları

Dimension Pages

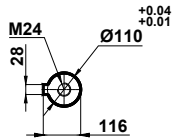
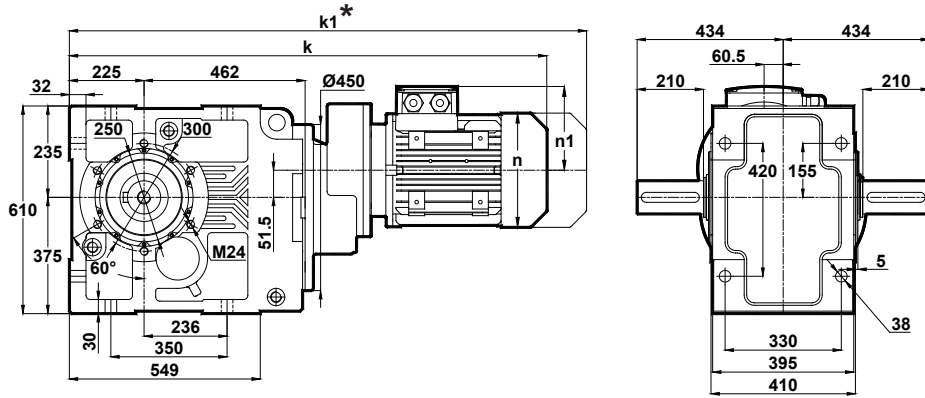
Abmessungsseiten



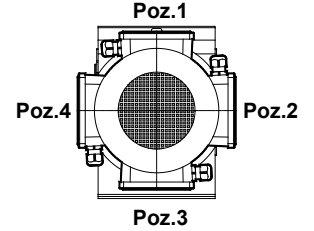
Kalasanati.com

-Mil ucu çektirme deliği DIN 332 sayfa 2 / Tapped center hole to DIN 332, sheet 2 / Zentrierung mit Gewinde DIN 332, Blatt 2

KR874.04



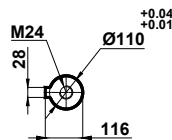
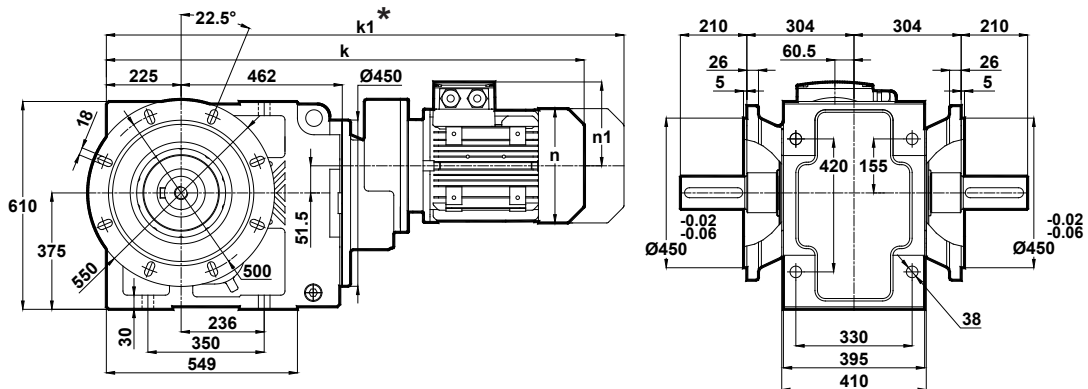
Klemens Pozisyonları
Terminal Box Positions
Klemmenkasten Positionen



100-112-132-160-180
Tip / Type / Typ


| | 100L | 112M | 132S | 132M | 160M | 160L | 180M |
|----|--------|--------|--------|--------|--------|--------|--------|
| k | 1123 | 1147 | 1233.5 | 1233.5 | 1329.5 | 1329.5 | 1401.5 |
| k1 | 1231.5 | 1251.5 | 1363.5 | 1363.5 | 1477.5 | 1477.5 | 1560 |
| n | 193 | 215 | 257 | 257 | 316 | 316 | 354 |
| n1 | 147 | 158 | 179 | 179 | 224 | 224 | 240 |

KR874.05



| | 100L | 112M | 132S | 132M | 160M | 160L | 180M |
|----|--------|--------|--------|--------|--------|--------|--------|
| k | 1123 | 1147 | 1233.5 | 1233.5 | 1329.5 | 1329.5 | 1401.5 |
| k1 | 1231.5 | 1251.5 | 1363.5 | 1363.5 | 1477.5 | 1477.5 | 1560 |
| n | 193 | 215 | 257 | 257 | 316 | 316 | 354 |
| n1 | 147 | 158 | 179 | 179 | 224 | 224 | 240 |

* "k1" Ölçüsü frenli redüktörlere aittir.
Dimension "k1" is for motors with brake.
Maße "k1" ist für Bremsenmotoren.



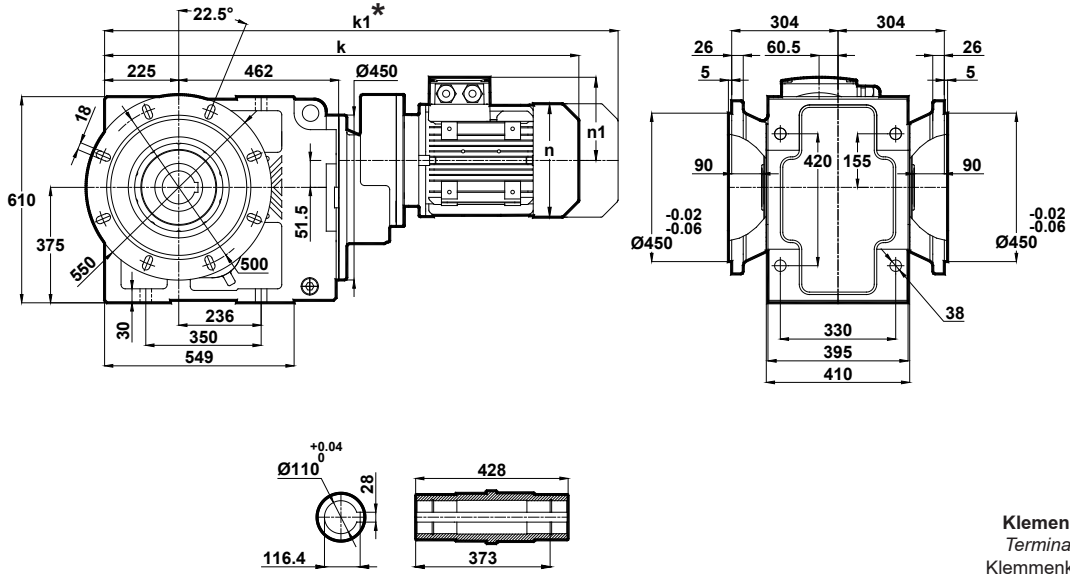
Ölçü Sayfaları Dimension Pages Abmessungenseiten



Kalasanati.com

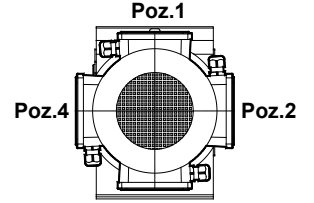
-Mil ucu çektirme deliği DIN 332 sayfa 2 / Tapped center hole to DIN 332, sheet 2 / Zentrierung mit Gewinde DIN 332, Blatt 2

KR874.08



| | 100L | 112M | 132S | 132M | 160M | 160L | 180M |
|----|--------|--------|--------|--------|--------|--------|--------|
| k | 1123 | 1147 | 1233.5 | 1233.5 | 1329.5 | 1329.5 | 1401.5 |
| k1 | 1231.5 | 1251.5 | 1363.5 | 1363.5 | 1477.5 | 1477.5 | 1560 |
| n | 193 | 215 | 257 | 257 | 316 | 316 | 354 |
| n1 | 147 | 158 | 179 | 179 | 224 | 224 | 240 |


Klemens Pozisyonları
Terminal Box Positions
Klemmenkasten Positionen



Poz.3

100-112-132-160-180
Tip / Type / Typ

* "k1" Ölçüsü frenli redüktörlere aittir.
Dimension "k1" is for motors with brake.
Maße "k1" ist für Bremsenmotoren.



Ölçü Sayfaları

Dimension Pages

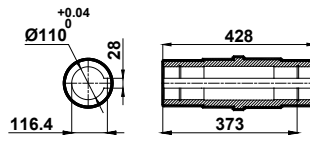
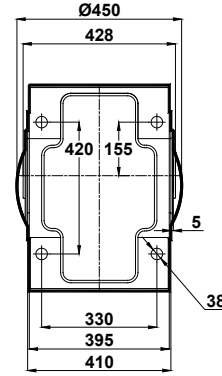
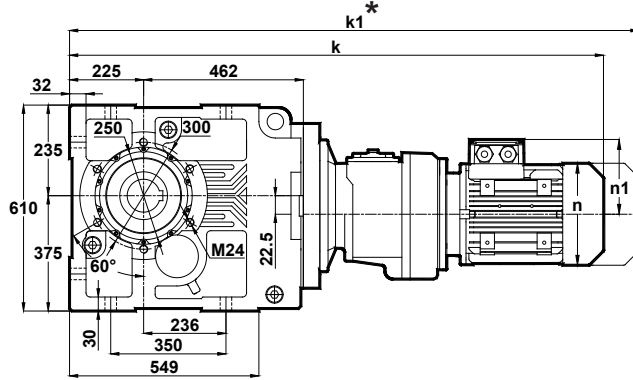
Abmessungsseiten



Kalasanati.com

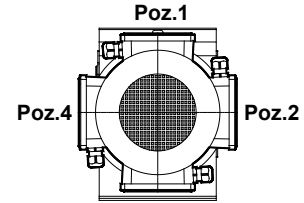
-Mil ucu çektirme deliği DIN 332 sayfa 2 / Tapped center hole to DIN 332, sheet 2 / Zentrierung mit Gewinde DIN 332, Blatt 2

KR875.00
KR876.00



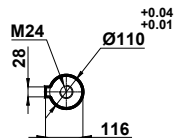
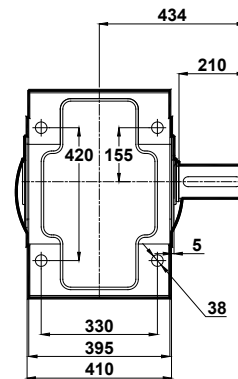
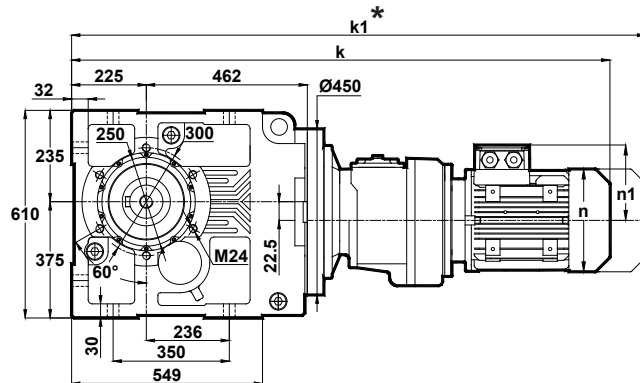
Klemens Pozisyonları
Terminal Box Positions
Klemmenkasten Positionen

| | 71 | 80 | 90S | 90L | 100L | 112M |
|----|--------|--------|--------|--------|--------|--------|
| k | 1141.5 | 1175.5 | 1214.5 | 1214.5 | 1262.5 | 1286.5 |
| k1 | 1232.5 | 1268.5 | 1318 | 1318 | 1371 | 1391 |
| n | 137 | 155 | 176 | 176 | 193 | 215 |
| n1 | 112 | 121 | 133 | 133 | 147 | 158 |




Poz.1
Poz.2
Poz.3
Poz.4
71-80-90-100-112-132
Tip / Type / Typ

KR875.01
KR876.01



| | 71 | 80 | 90S | 90L | 100L | 112M |
|----|--------|--------|--------|--------|--------|--------|
| k | 1141.5 | 1175.5 | 1214.5 | 1214.5 | 1262.5 | 1286.5 |
| k1 | 1232.5 | 1268.5 | 1318 | 1318 | 1371 | 1391 |
| n | 137 | 155 | 176 | 176 | 193 | 215 |
| n1 | 112 | 121 | 133 | 133 | 147 | 158 |

* "k1" Ölçüsü frenli redüktörlere aittir.
Dimension "k1" is for motors with brake.
Maße "k1" ist für Bremsenmotoren.



Ölçü Sayfaları

Dimension Pages

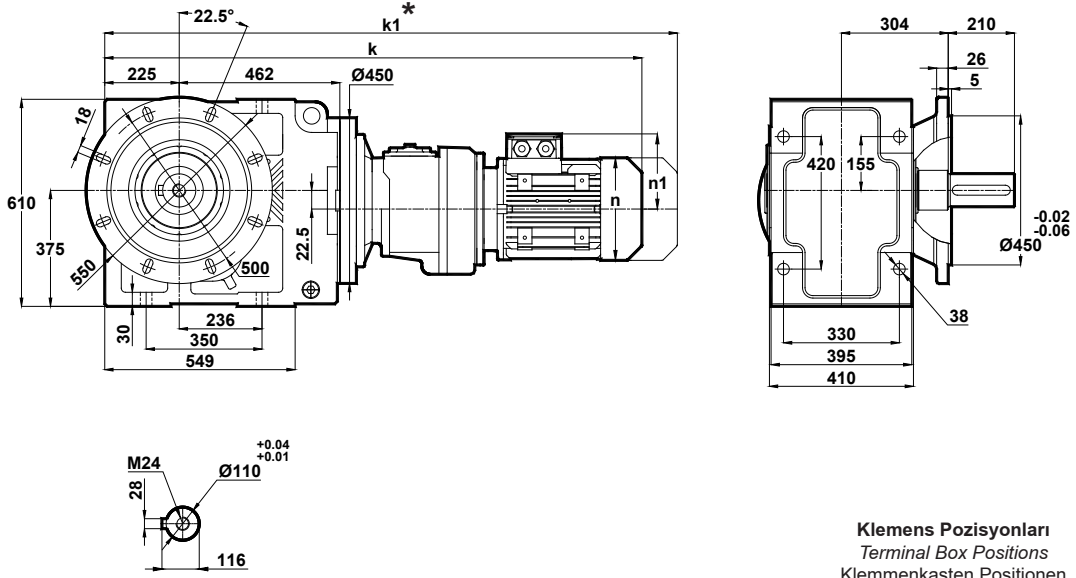
Abmessungsseiten



Kalasanati.com

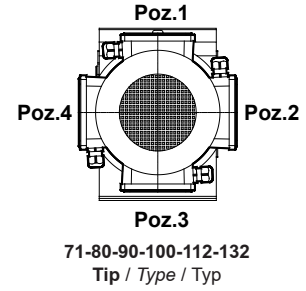
-Mil ucu çektirme deliği DIN 332 sayfa 2 / Tapped center hole to DIN 332, sheet 2 / Zentrierung mit Gewinde DIN 332, Blatt 2

KR875.02
KR876.02

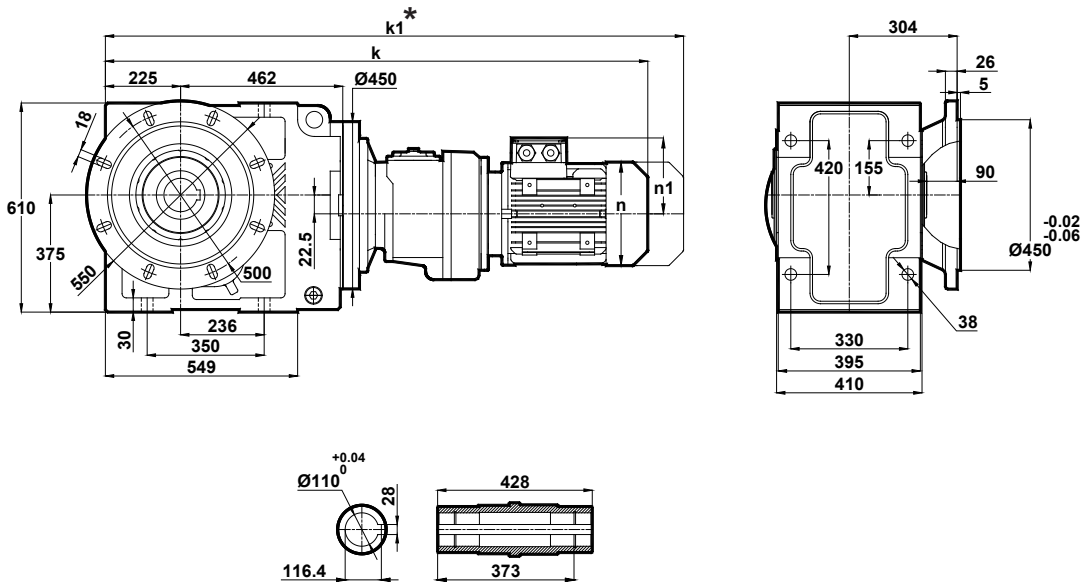


Klemens Pozisyonları
Terminal Box Positions
Klemmenkasten Positionen

| | 71 | 80 | 90S | 90L | 100L | 112M |
|----|--------|--------|--------|--------|--------|--------|
| k | 1141.5 | 1175.5 | 1214.5 | 1214.5 | 1262.5 | 1286.5 |
| k1 | 1232.5 | 1268.5 | 1318 | 1318 | 1371 | 1391 |
| n | 137 | 155 | 176 | 176 | 193 | 215 |
| n1 | 112 | 121 | 133 | 133 | 147 | 158 |




KR875.03
KR876.03



| | 71 | 80 | 90S | 90L | 100L | 112M |
|----|--------|--------|--------|--------|--------|--------|
| k | 1141.5 | 1175.5 | 1214.5 | 1214.5 | 1262.5 | 1286.5 |
| k1 | 1232.5 | 1268.5 | 1318 | 1318 | 1371 | 1391 |
| n | 137 | 155 | 176 | 176 | 193 | 215 |
| n1 | 112 | 121 | 133 | 133 | 147 | 158 |

* "k1" Ölçüsü frenli redüktörlere aittir.
Dimension "k1" is for motors with brake.
Maße "k1" ist für Bremsenmotoren.



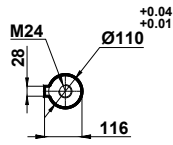
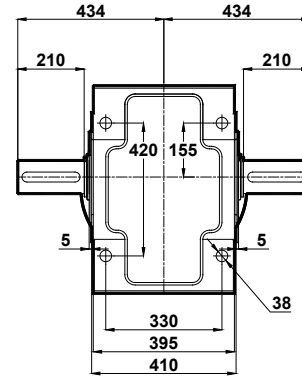
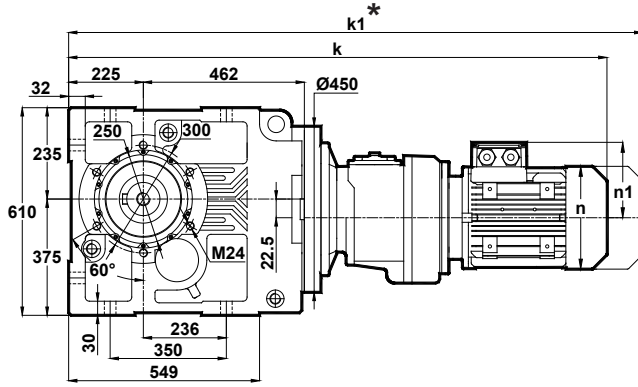
Ölçü Sayfaları Dimension Pages Abmessungsseiten



-Mil ucu çektirme deliği DIN 332 sayfa 2 / Tapped center hole to DIN 332, sheet 2 / Zentrierung mit Gewinde DIN 332, Blatt 2

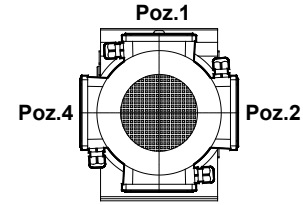
Kalasanati.com

KR875.04
KR876.04



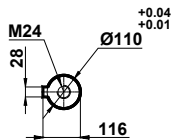
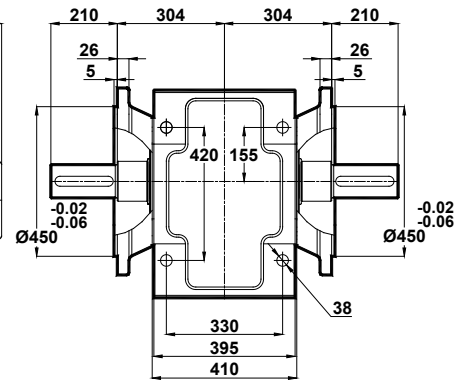
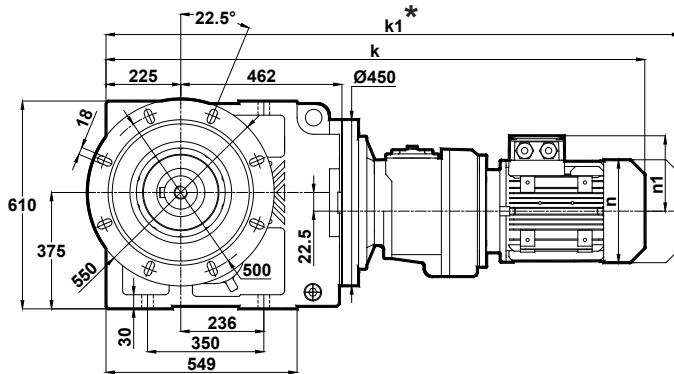
Klemens Pozisyonları
Terminal Box Positions
Klemmenkasten Positionen

| | 71 | 80 | 90S | 90L | 100L | 112M |
|----|--------|--------|--------|--------|--------|--------|
| k | 1141.5 | 1175.5 | 1214.5 | 1214.5 | 1262.5 | 1286.5 |
| k1 | 1232.5 | 1268.5 | 1318 | 1318 | 1371 | 1391 |
| n | 137 | 155 | 176 | 176 | 193 | 215 |
| n1 | 112 | 121 | 133 | 133 | 147 | 158 |




Poz.3
71-80-90-100-112-132
Tip / Type / Typ

KR875.05
KR876.05



| | 71 | 80 | 90S | 90L | 100L | 112M |
|----|--------|--------|--------|--------|--------|--------|
| k | 1141.5 | 1175.5 | 1214.5 | 1214.5 | 1262.5 | 1286.5 |
| k1 | 1232.5 | 1268.5 | 1318 | 1318 | 1371 | 1391 |
| n | 137 | 155 | 176 | 176 | 193 | 215 |
| n1 | 112 | 121 | 133 | 133 | 147 | 158 |

* " k1 " Ölçüsü frenli redüktörlere aittir.
Dimension " k1 " is for motors with brake.
Maße " k1 " ist für Bremsenmotoren.



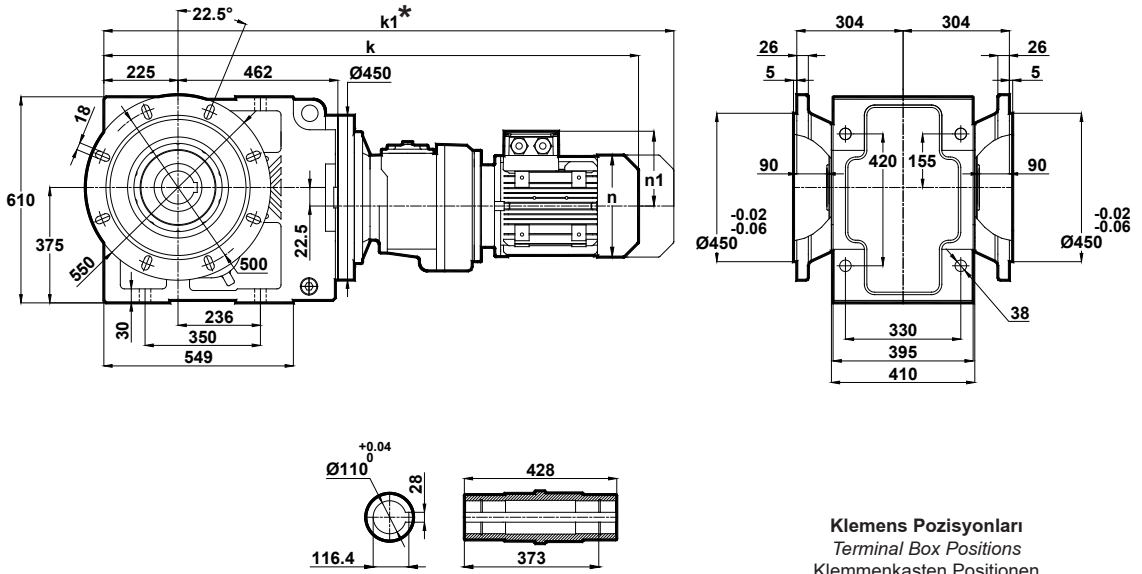
Ölçü Sayfaları Dimension Pages Abmessungenseiten



-Mil ucu çektirme deliği DIN 332 sayfa 2 / Tapped center hole to DIN 332, sheet 2 / Zentrierung mit Gewinde DIN 332, Blatt 2

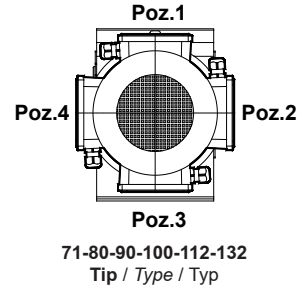
Kalasanati.com

KR875.08
KR876.08



Klemens Pozisyonları
Terminal Box Positions
Klemmenkasten Positionen

| | 71 | 80 | 90S | 90L | 100L | 112M |
|----|--------|--------|--------|--------|--------|--------|
| k | 1141.5 | 1175.5 | 1214.5 | 1214.5 | 1262.5 | 1286.5 |
| k1 | 1232.5 | 1268.5 | 1318 | 1318 | 1371 | 1391 |
| n | 137 | 155 | 176 | 176 | 193 | 215 |
| n1 | 112 | 121 | 133 | 133 | 147 | 158 |



* " k1 " Ölçüsü frenli redüktörlere aittir.
Dimension " k1 " is for motors with brake.
Maße " k1 " ist für Bremsenmotoren.